










ANNEX I: 2021 KEY FIGURES

	2021	2020	2019
Overview			
Number of people assisted directly through provision of food, cash-based transfers and commodity vouchers¹		-	-
	128.2 million	115.5	97.1
<i>of which (in millions)</i>			
Women	30.7	27.8	23.0
Men	23.9	21.1	15.7
Girls	37.2	33.8	29.5
Boys	36.5	32.8	28.9
	2021	2020	2019
Breakdown by key activities			
	<i>(in millions)</i>		
9.9	refugees	11.0	10.6
2.6	returnees	2.5	2.9
18.9	IDPs	19.6	15.5
96.9	residents	82.4	68.1
4.4	million mt of food distributed	4.2	4.2
2.3	billion USD distributed to ² 37.2 million people through cash-based transfers, and to 4.6 million people through commodity vouchers	38.4 million people	27.9 million people
Unconditional resource transfers to support access to food²			
	91.0	million people provided with unconditional food assistance through provision of food, cash-based transfers or commodity vouchers	82.9
			60.8
School meal activities			
	15.5	million schoolchildren received school meals/take-home rations	15.0
		<i>of which</i> 49 percent were girls	50
			50

¹ Operations include 86 CSPs

² In 2021, CBT and commodity were split into two separate transfer modalities. 2021 cannot be compared with previous years.

ANNEX I: 2021 KEY FIGURES

	2021		2020	2019
Nutrition and HIV/AIDS				
	15.8	million children received special nutritional support	11.8	10.8
	7.7	million women received additional nutritional support	5.5	6.2
	0.2	million people affected by HIV and AIDS received WFP food assistance	0.5	0.4
	19	of the 35 HIV and AIDS Fast-Track countries to receive WFP assistance	19	18
Asset creation and livelihood support activities				
	8.7	million people received WFP food assistance to cover immediate food shortfalls whilst they received training and constructed assets to build their resilience to shocks and strengthen their livelihoods	7.7	9.6
Climate adaptation and risk management activities				
	2.0	million people have benefited from food and cash-based transfers through climate risk insurance and anticipatory action	2.5	N.A.
Working in partnerships				
	977	non-governmental organizations worked with WFP	911	850
	205	USD million support provided by corporate and private entities donating cash and in-kind gifts	161	101
	27	standby partners	26	26
	3	FAO/WFP crop and food security assessment missions conducted	8	4
	2	UNHCR/WFP joint assessment missions conducted	5	3
Developing countries and WFP assistance				
	80	percent of food procured, by tonnage in developing countries	79	81
	91	percent of root causes multilateral resources reaching concentration countries	91	100
	43	percent of development resources reaching least developed countries	41	44