



World Food Programme

SAVING
LIVES
CHANGING
LIVES

Update on United Nations Humanitarian Air Service (UNHAS)

Executive Board Annual Session

Rome, 21–25 June 2021

WFP COVID-19 passenger and cargo services

As of 9 June 2021

PASSENGERS TRANSPORTED

 30,162

COUNTRIES REACHED

 > 170


CARGO DISPATCHED

 150,000 m³

ORGANIZATIONS SUPPORTED

 508

Medevacs conducted

 258 (147 by WFP and 111 by United Nations
Department of Operational Support)



UNHAS IN NUMBERS

January-December 2020

PASSENGERS TRANSPORTED



248,000

DESTINATIONS COVERED



> 400

CARGO DISPATCHED

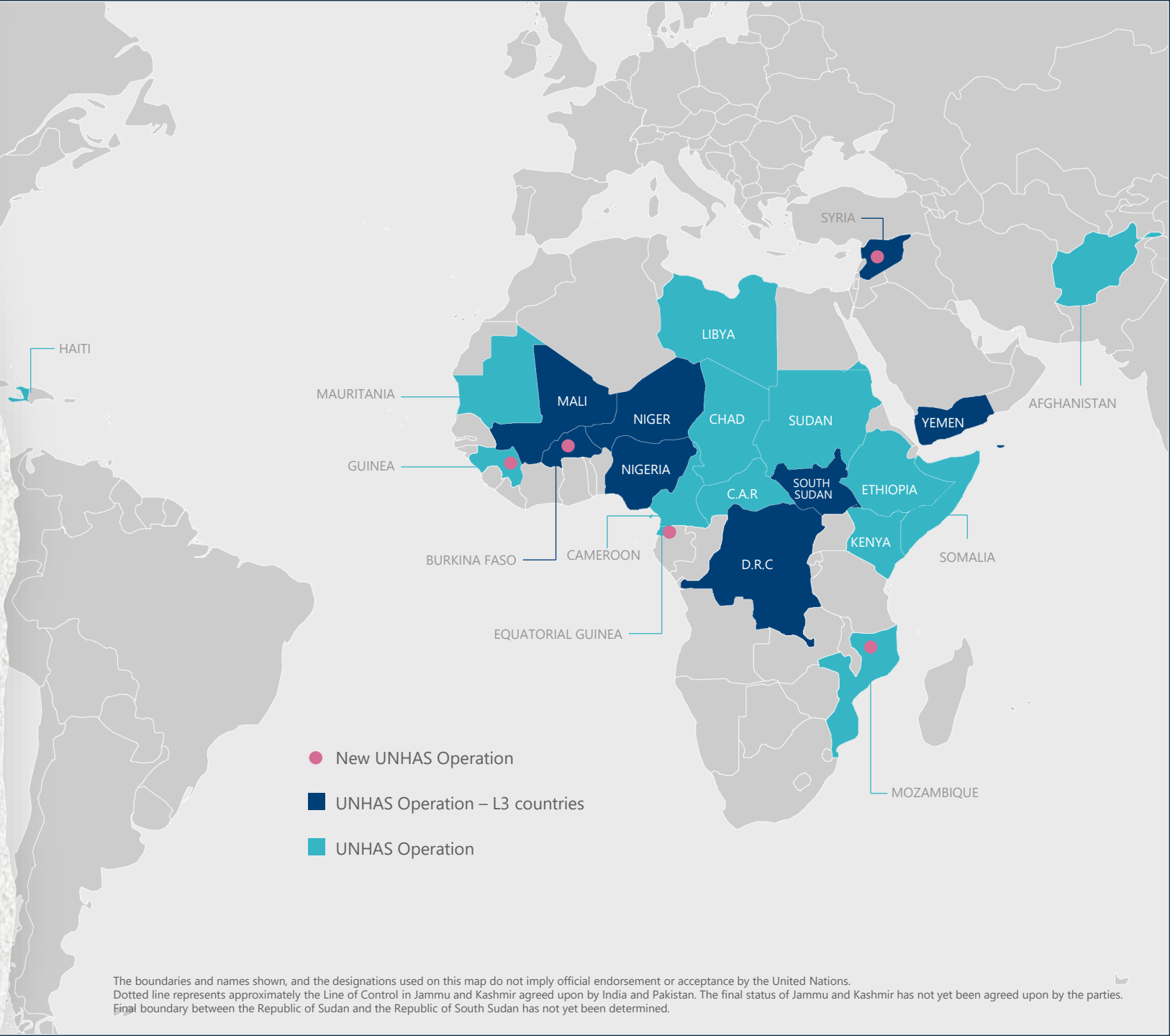


4,000 MT

ORGANIZATIONS SUPPORTED



800



The boundaries and names shown, and the designations used on this map do not imply official endorsement or acceptance by the United Nations. Dotted line represents approximately the Line of Control in Jammu and Kashmir agreed upon by India and Pakistan. The final status of Jammu and Kashmir has not yet been agreed upon by the parties. Final boundary between the Republic of Sudan and the Republic of South Sudan has not yet been determined.

Unhas financial overview 2020

USD 215 million

WFP Aviation Service non-UNHAS activities

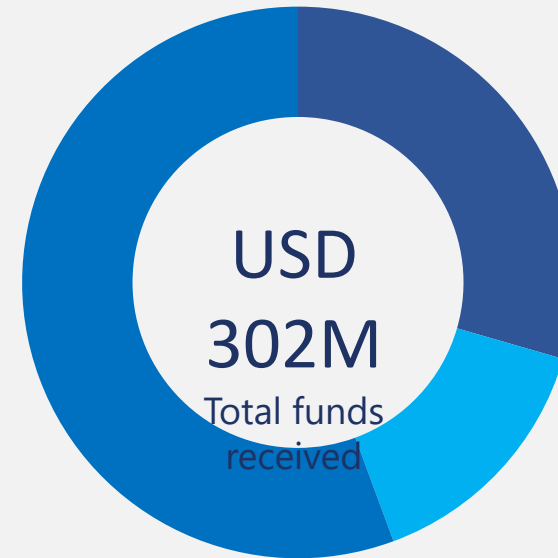
USD 228 million

Total costs in 2020

USD 74 million

Carried over from 2020 to 2021

Budget 2020: **USD 323 million**

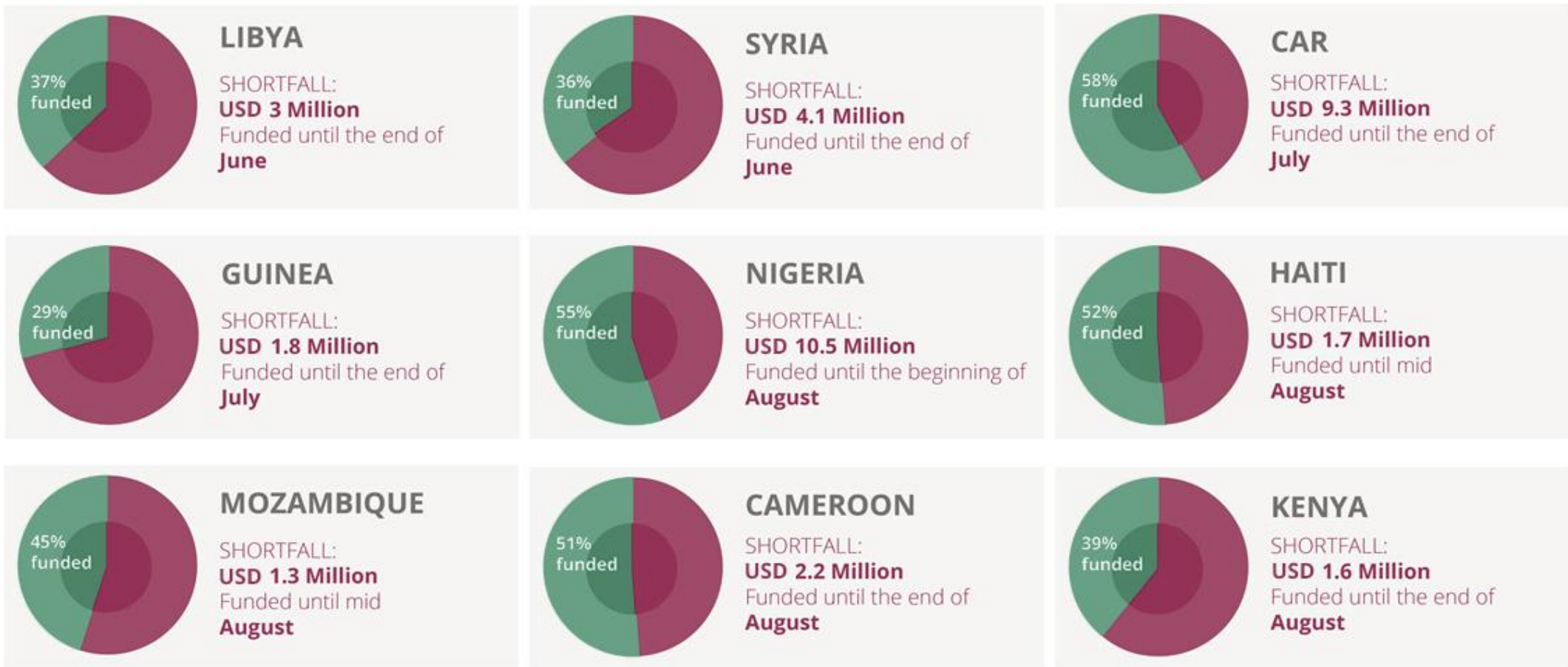


- Carried over from 2019: USD89 million
- Cost recovery generated 2020: USD45 million
- Donor contributions 2020: USD168 million

UNHAS**FINANCIAL OUTLOOK 2021**

2021 FUNDING REQUIREMENTS BY UNHAS OPERATION AS OF 31 MAY 2021 (US\$)				
Country of operation	Budget approved	Funding received	Percentage funded (%)	Operation funded until (2021)
Afghanistan	18 788 498	14 288 523	76	Beginning of November
Burkina Faso	5 221 807	6 274 612	120	End of 2021
Cameroon	6 912 455	3 539 624	51	End of August
Central African Republic	22 540 505	13 017 376	58	End of July
Chad	16 665 708	10 150 303	61	End of September
Democratic Republic of the Congo	32 852 054	30 610 827	93	End of 2021
Ethiopia	4 577 405	2 066 002	45	Mid-September
Guinea	3 409 182	998 700	29	End of July
Haiti	4 800 332	2 483 585	52	Mid-August
Kenya	5 141 864	2 023 227	39	End of August
Libya	5 889 079	2 212 241	37	End of June
Mali	8 716 972	8 801 991	101	Mid-December
Mauritania	2 891 849	2 099 367	72	Beginning of September
Mozambique	3 509 697	1 571 097	45	Mid-August
Niger (the)	9 589 156	6 671 507	69	Mid-October
Nigeria	27 381 052	15 068 223	55	Beginning of August
Somalia	25 222 868	16 303 833	65	Mid-November
South Sudan	54 081 097	30 548 786	56	Beginning of September
Sudan (the)	27 646 736	22 823 539	82	Beginning of November
Syrian Arab Republic	8 541 482	3 092 905	36	End of June
Yemen	33 169 739	20 945 456	63	Mid-September
Total	327 549 540	215 591 724		

UNHAS **CRITICAL FUNDING SHORTFALLS**



USD 76 million* Shortfall (as of 31 May 2021)

*At the time of writing, funding requirements are being updated for some UNHAS operations. For this reason, individual funding updates will be provided during the following months. **The sustainability date is based on the January to May Actual expenditures plus Forecasted expenditures as per Budget approved for 2021.

UNHAS OPERATIONAL KEY PERFORMANCE INDICATORS

1 COST EFFICIENCY

Cost per Passenger per Kilometre (CPK)
Load Factor (LF)

Year	CPK	Load Factor
2019	USD 1.49	49%
2020	USD 1.86*	43%

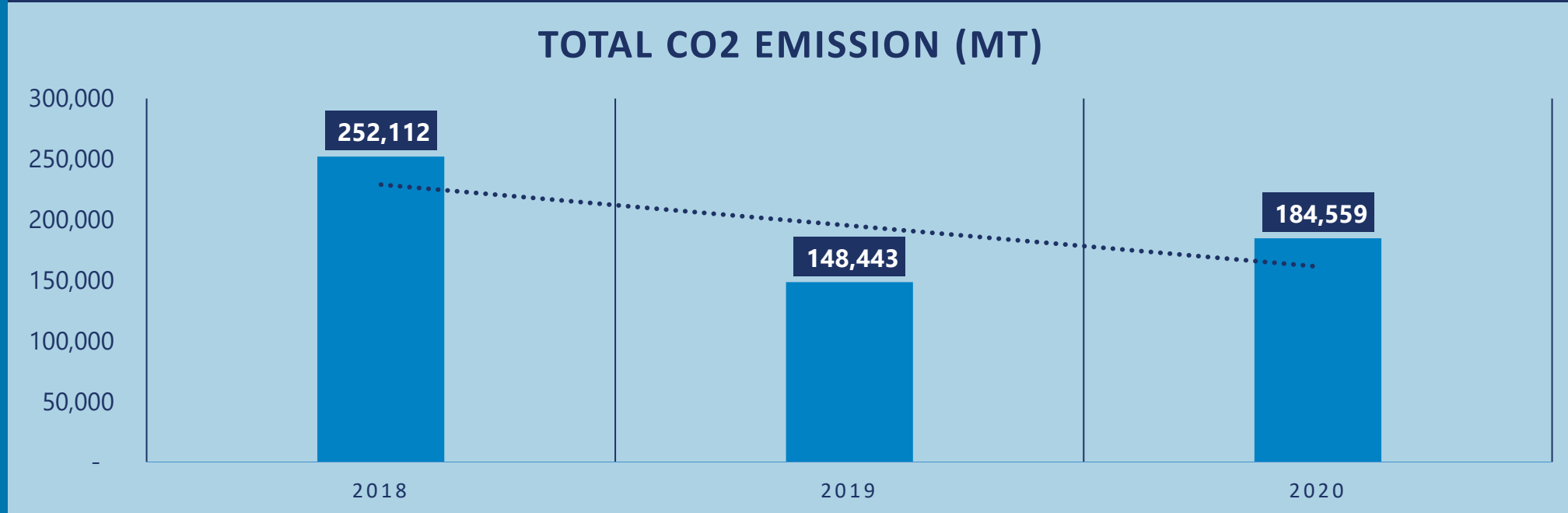
*Increased value due to lower load factor impacted by COVID-19 restrictions



2 IMPACT

Environmental 2018-2020 trends

WFP Aviation has developed a CO2 Emission calculation methodology for UNHAS flights and other WFP air transport services



- **In 2020, total emissions recorded an increase compared to 2019 due to the additional needs to transport COVID-19 related cargo**

3 USER SATISFACTION

OVERAL 83%

PASSENGER
SATISFACTION
SURVEY (PSS)
AVERAGE
81%

PROVISION OF
ACCESS
SATISFACTION
SURVEY
(PASS)
AVERAGE
86%



THANK YOU!



UNHAS
Humanitarian
Air Service