



World Food  
Programme

sipri

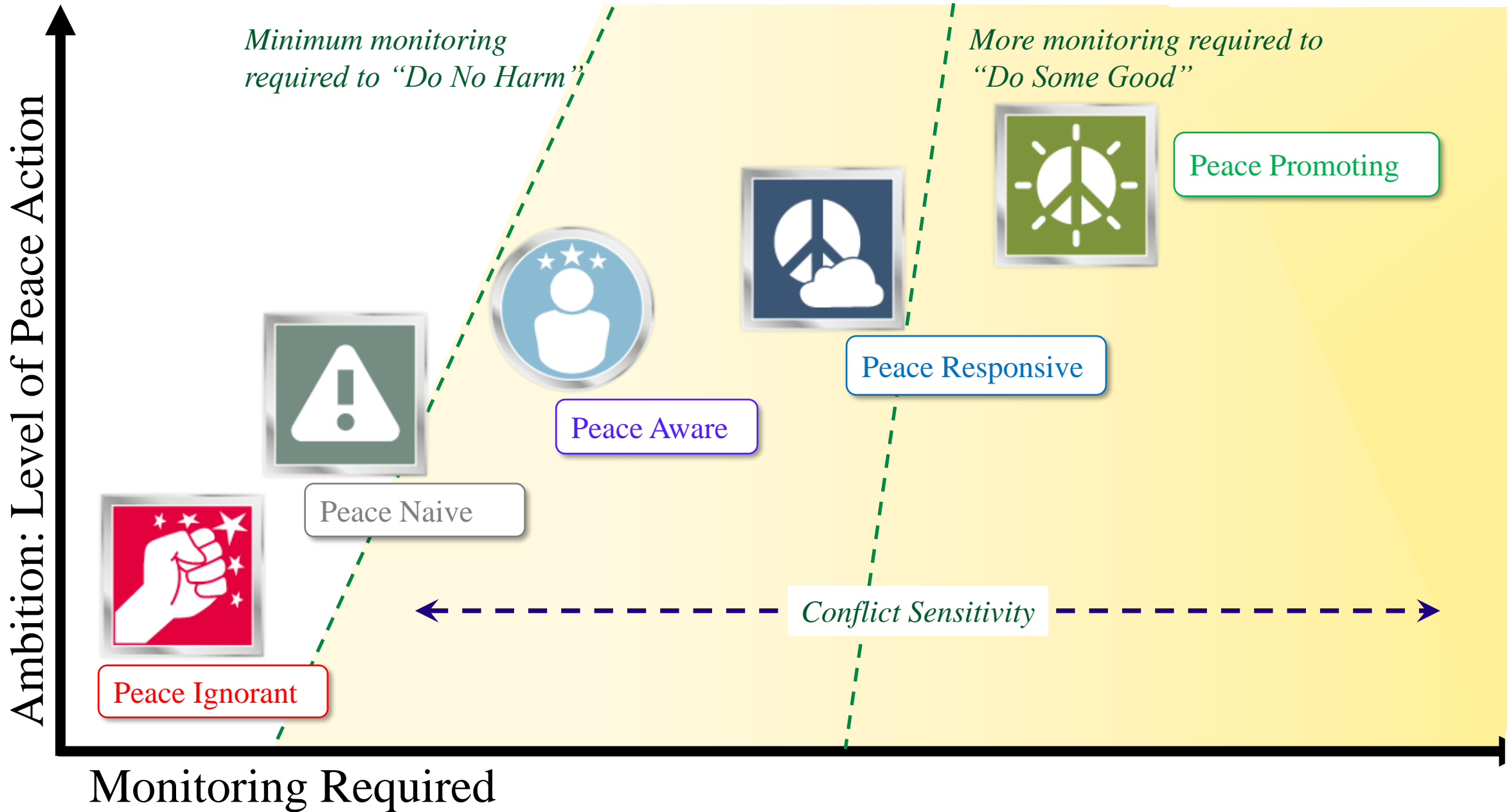


# Peace and Risk Indicator Measurement and Engagement

Emergencies & Transitions Unit

9 April

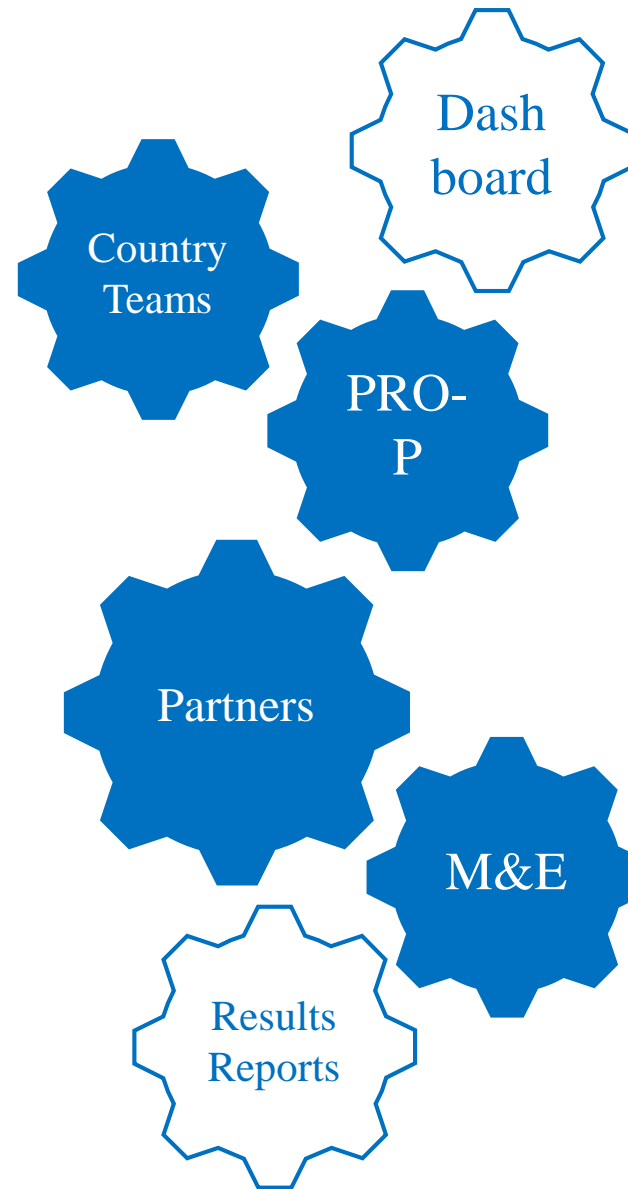
SAVING  
LIVES  
CHANGING  
LIVES



# EVIDENCE

	Examples from WFP	From Others
Country Level	<ul style="list-style-type: none"> <li>Complaints and Feedback Mechanisms (CFM)</li> <li>Post-Distribution Monitoring (PDM)</li> <li>Vulnerability Analysis and Mapping (VAM)</li> <li>General Food Distribution Assessments of Food Security</li> <li>Market Surveys</li> <li>Beneficiary Surveys</li> <li>Everyday Peace Indicators (EPI)</li> <li>Pilot Assessments</li> </ul>	<ul style="list-style-type: none"> <li>Everyday Peace Indicators (EPI)</li> <li>Regional barometers</li> <li>Humanitarian Data Exchange (HDX)</li> <li>SDG Indicators</li> </ul>
Global Level	<ul style="list-style-type: none"> <li>Risk Framework</li> <li>Statistics from Integrated Phase Classification (IPC)</li> <li>Annual reporting: Global Report on Food Crises (GRFC) and State of Food Security and Nutrition in the World (SOFI)</li> </ul>	<ul style="list-style-type: none"> <li>Armed Conflict Location and Event Database</li> <li>International Crisis Group</li> <li>DigitalGlobe</li> <li>SDG Indicators</li> </ul>

# PROCESSING



# USE

- Conflict Sensitivity
- Prioritization with National Counterparts
- Monitoring Progress
- Adapting Programming
- Opportunistic peacebuilding
- Communications and Branding Externally
- Coordination/ Collaboration with Partners
- Knowledge Exchange



# Cox's Bazaar and Mindanao: The Measurement Proof of Concept



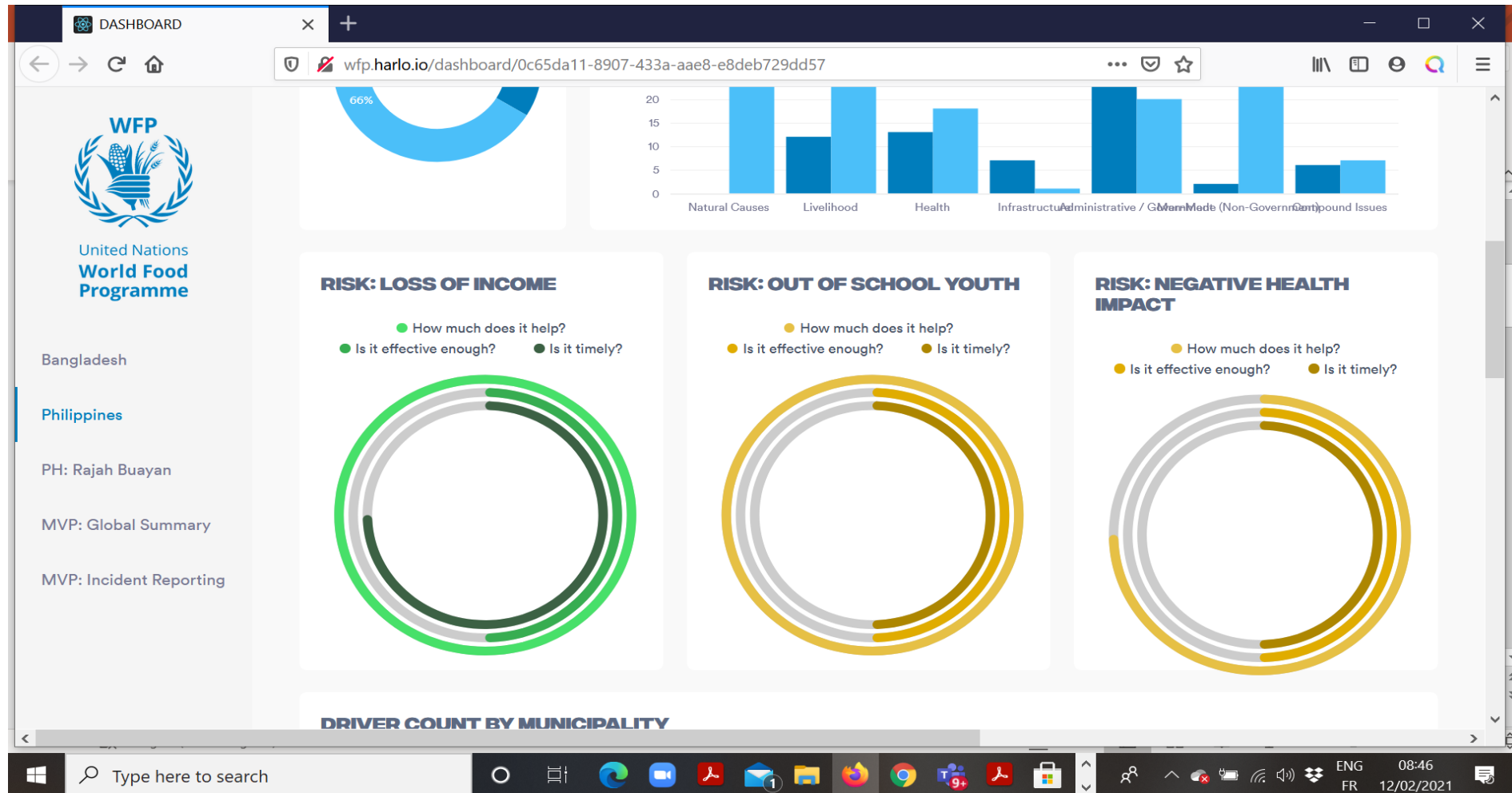
**Activities in Bangladesh:** 18 focus-group discussions conducted among registered and unregistered refugees and host communities, plus a survey on Social Cohesion with 600 respondents.

**Programming adjustments:** the data collection and reporting format is adjusted to take into account social cohesion as a central element of resilience.

**Activities in Philippines:** 11 focus-group discussions conducted in 10 Municipalities, with the active participation of the local government administration.

**Programming adjustments:** The local Mindanao authorities have created a Peace Monitoring Division and ask WFP to develop its capacities. A partnership is under discussion with Japan on peace measurement.

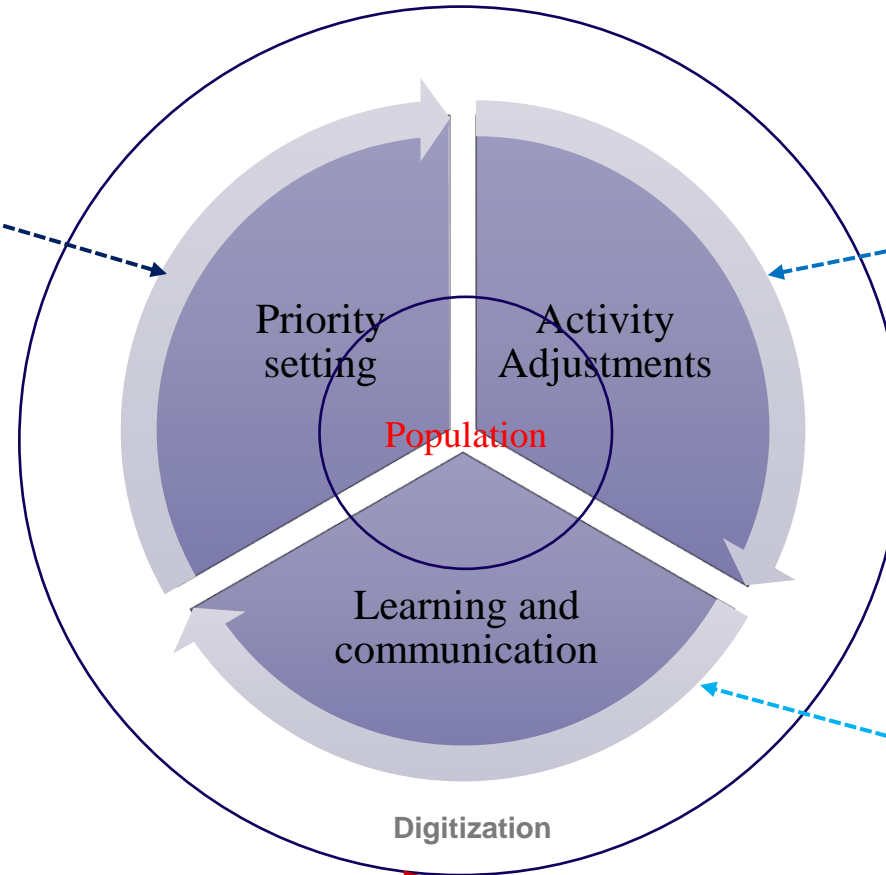
# Outcomes from the measurement proof of concept



- Philippines: <http://wfp.harlo.io/dashboard/0c65da11-8907-433a-aae8-e8deb729dd57>
- Bangladesh: <http://wfp.harlo.io/dashboard/edc887fd-3bba-4e58-ac71-b69ebc716dfe>

# A Population-Centered and Risk-Based Analysis

Using common representations to map key drivers and risks in a collaborative manner, and identify the risks and opportunities the population faces, to analyse performance.

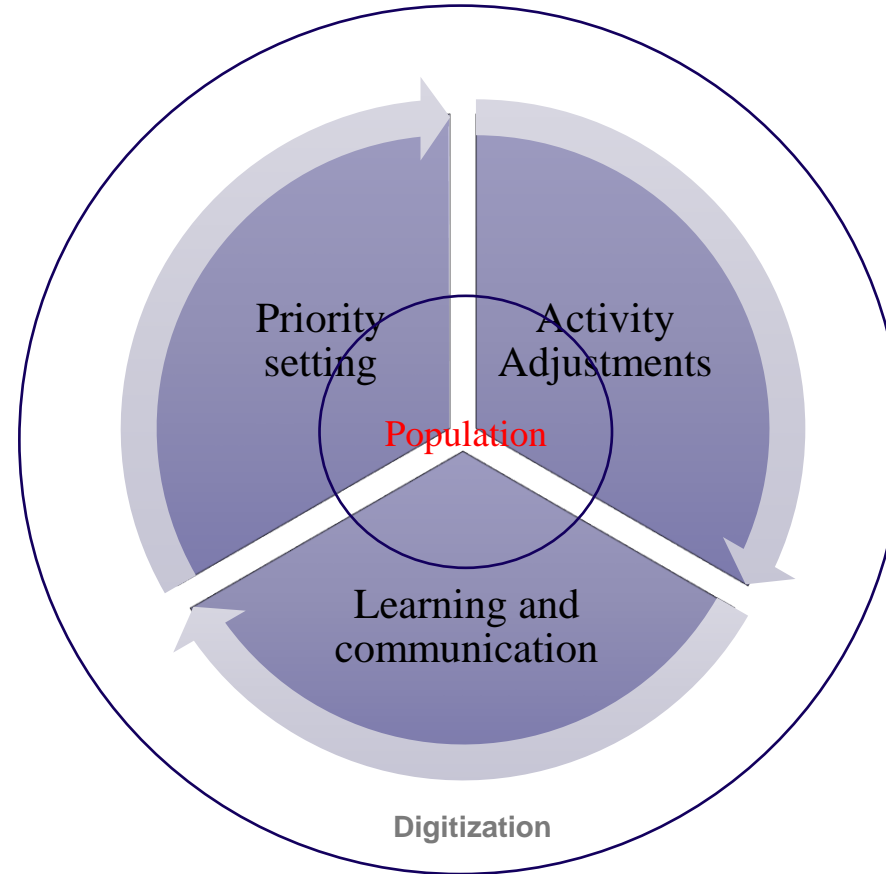


Ensuring real-time data is analysed and presented in an appropriate format to all stakeholders for capacity building and decisions.

An emphasis given to creating opportunities for consultation and for utilization – by the populations, WFP and its partners.

Digitizing in a manner that strengthens shared understanding and story-telling, increases accountability and supports measurement.

# A Population-Centered and Risk-Based Analysis



The next phase of development will be based on Reference Group validations. Each reporting cycle will span six months, delivered with support from WFP technical units.

The indicators will be grounded in a highly contextualised analytical framework defined at the field and country office levels.

The reporting will be aligned to WFP's appetite for contributing to peace as a secondary effect, as reflected in the Strategic Plan and Corporate Results Framework.

We anticipate a roll-out in Philippines and Bangladesh, in addition to Iraq, Sudan and South Sudan, and the Sahel, plus El Salvador.



# Peace and Risk Indicator Measurement and Engagement-PRIME

Gary Milante  
milante@sipri.org

Emery Brusset  
emery.brusset@wfp.org



**sipri**



**World Food  
Programme**

