



World Food Programme

SAVING
LIVES
CHANGING
LIVES


WFP Zambia

Country Strategic Plan (2019-2024)

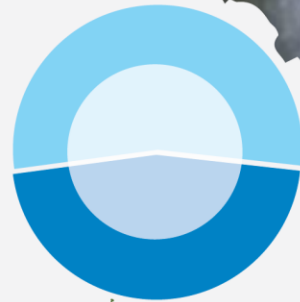
Executive Board, June 2019

Zambia's Development Indicators

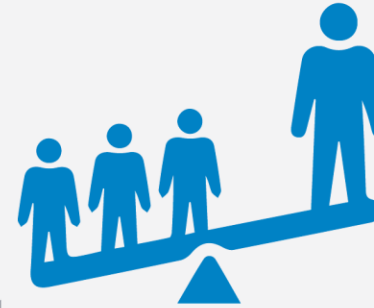
3.3%



Economic
growth
in 2018



54%
Population
below
poverty line



56%

Income held
by richest 10%

Zambia's Food Security Challenges



75%

Smallholder farmers
rely on rainfed
agriculture



78%

Women engaged
in agriculture,
most have
limited access to
inputs and
markets



40%
Children
under 5 are
stunted



48%
Population unable to
meet minimum calorie
requirements



60%
Children under 5
are anaemic



23%
Women and girls
are overweight

Government Social Protection Programmes



632,327

Households on
Social Cash
Transfer



1 million

School meals
beneficiaries



1.5 million

Smallholders on
input subsidy



26,500

Women on
empowerment
programme

Gaps

- ✓ Policy coherence
- ✓ Functioning systems
- ✓ Coordination
- ✓ Implementation capacity
- ✓ Programme coherence

Strategic Alignment



**ZAMBIA'S
VISION
2030**

Zambia without hunger



CRISIS
RESPONSE



NUTRITION
ENHANCEMENT



SMALL
HOLDER
RESILIENCE



SOCIAL
PROTECTION
SYSTEMS

Nutrition-sensitive and gender-transformative

Policy support, knowledge management, systems and capacity strengthening

✓ Food/cash
transfer

- ✓ Healthy diet
campaigns
- ✓ Behavior Change
Communication
- ✓ Private sector
engagement

- ✓ Climate services
- ✓ Market support
- ✓ Post-harvest
management

- ✓ Social Cash
Transfer
- ✓ Home-grown
school meals
- ✓ Disaster Risk
Management

Partnerships for Zero Hunger



**DEVELOPMENT &
COOPERATING
PARTNERS**



PRIVATE SECTOR

- FOOD PROCESSORS
- POLICY RESEARCH INSTITUTES

