



World Food
Programme

Executive Board meeting

Nutrition update

SAVING
LIVES
CHANGING
LIVES

June, 2018

The state of global malnutrition...


remains universal and enormous challenge despite progress



51 million
children are wasted




151 million
children are stunted



38 million
children are overweight



2 billion
adults are overweight
or obese

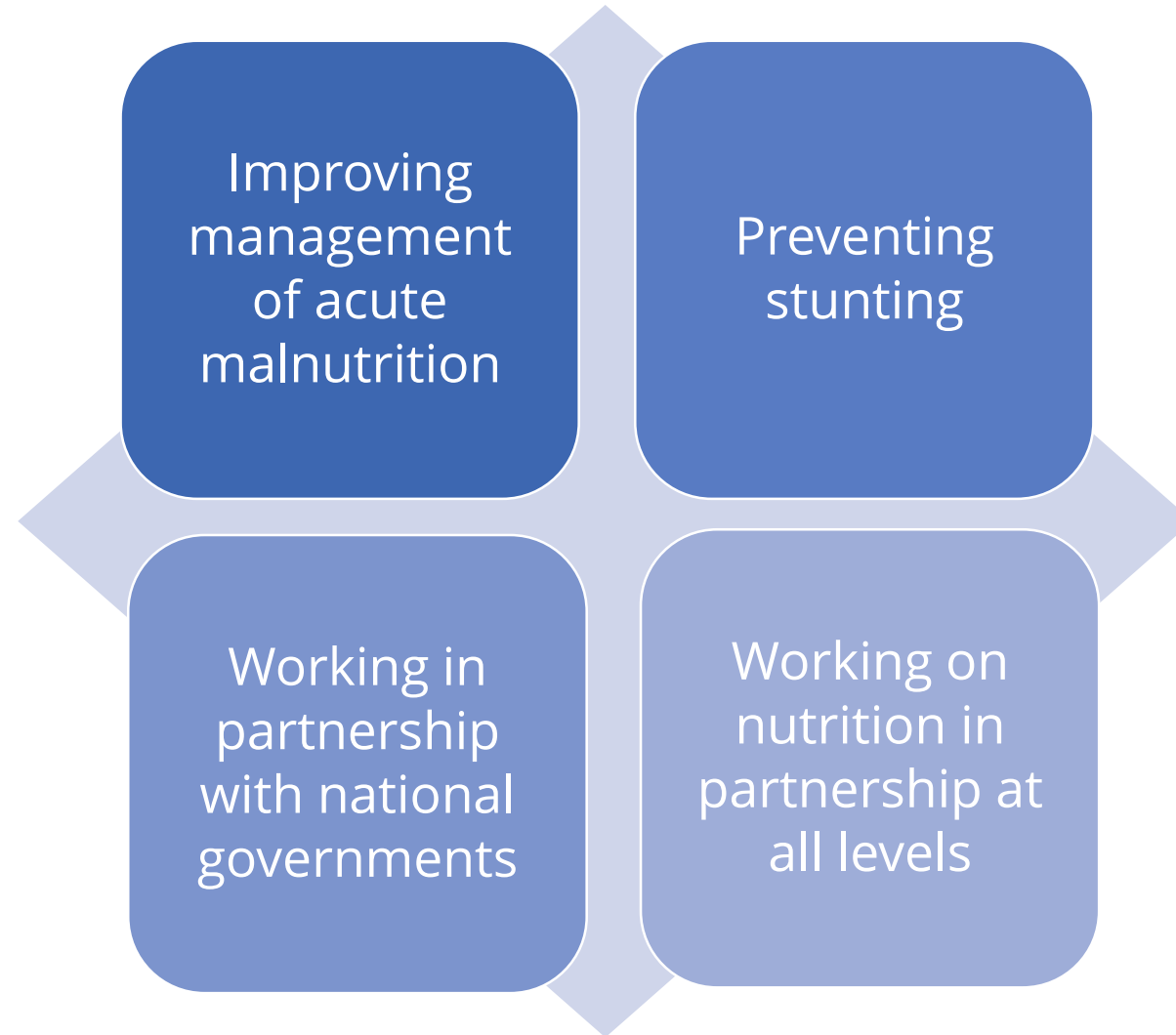


2 billion
people lack key
micronutrients like
iron and vitamin A



88%
of countries face a serious
burden of either two or
three forms of malnutrition

Our Nutrition Policy identifies four key priorities to support efforts to address these issues



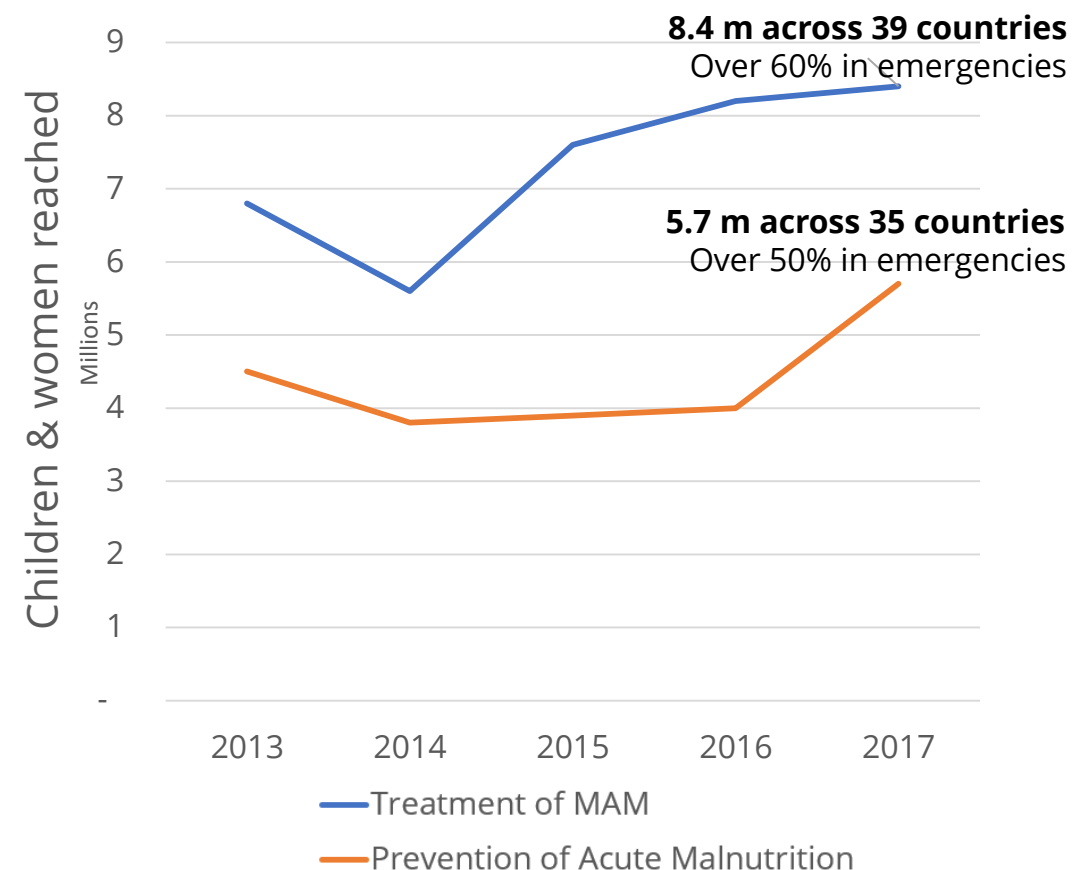
Priority 1: Addressing Acute Malnutrition

Our focus over the past year

- Improving the quality of treatment
- Reframing global dialogue to include MAM and prevention
- Strengthening partnerships
- Enhancing WFP capacity and quality of nutrition in emergencies

2017 baseline	24% of L2 & L3 emergencies met the Minimum Response Standards	11% of all countries met the Minimum Preparedness Standards
2021 target	100%	100%

Over the past year, we reached ~2m more children and women than 2016



Example: we reached ~1M beneficiaries in South Sudan with our Prevention of Acute Malnutrition activities

Prevention side by side with Treatment in Emergencies

40%

in 2016 were in **Emergency** contexts

Over

50%

in 2017 were in **Emergency** contexts



South Sudan accounted for **25%** of these Emergency beneficiaries for Prevention of Acute Malnutrition

- In 2017, the nutrition situation in South Sudan **worsened**
- **Famine risk** in three counties of the Unity state
- Country level surveys estimated the **GAM rates** for children were above 15% in 9 out of 10 states, and above 25% in the famine counties

We reached **~1M beneficiaries** with Prevention of Acute Malnutrition activities, and an additional **~800K** with Treatment of MAM activities in 2017

Early detection, our IRRM partnership with UNICEF allowing us to respond quickly, and the use of prevention side by side with treatment, contributed to averting **famine**

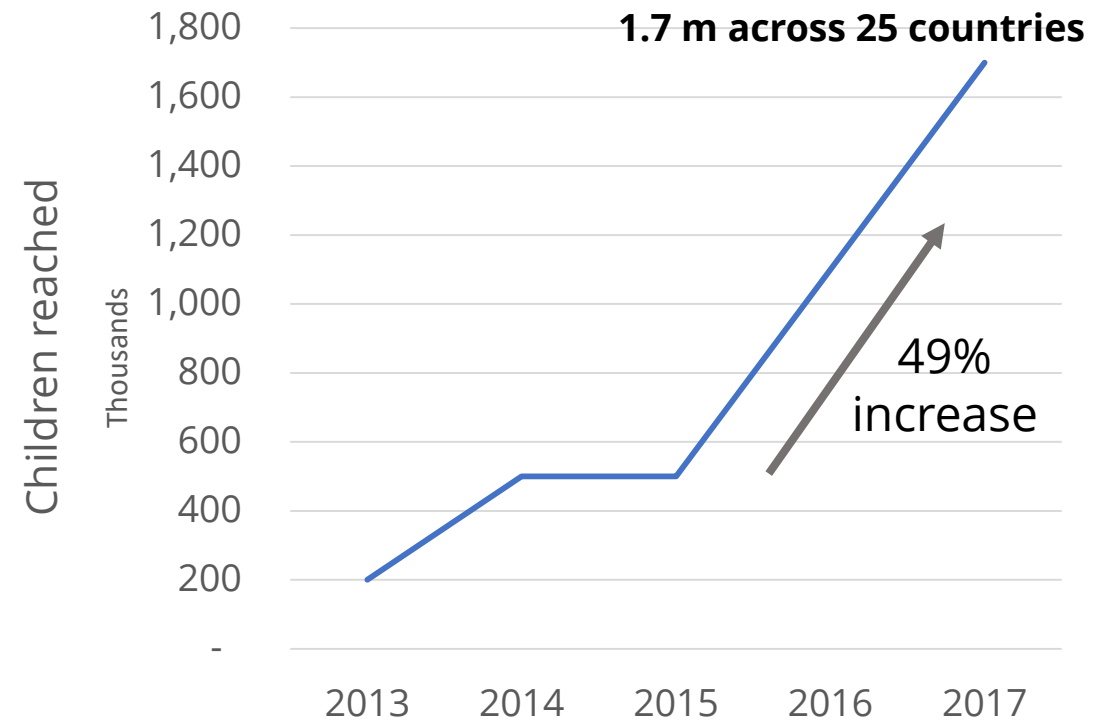
Priority 2: Preventing stunting

Our focus over the past year

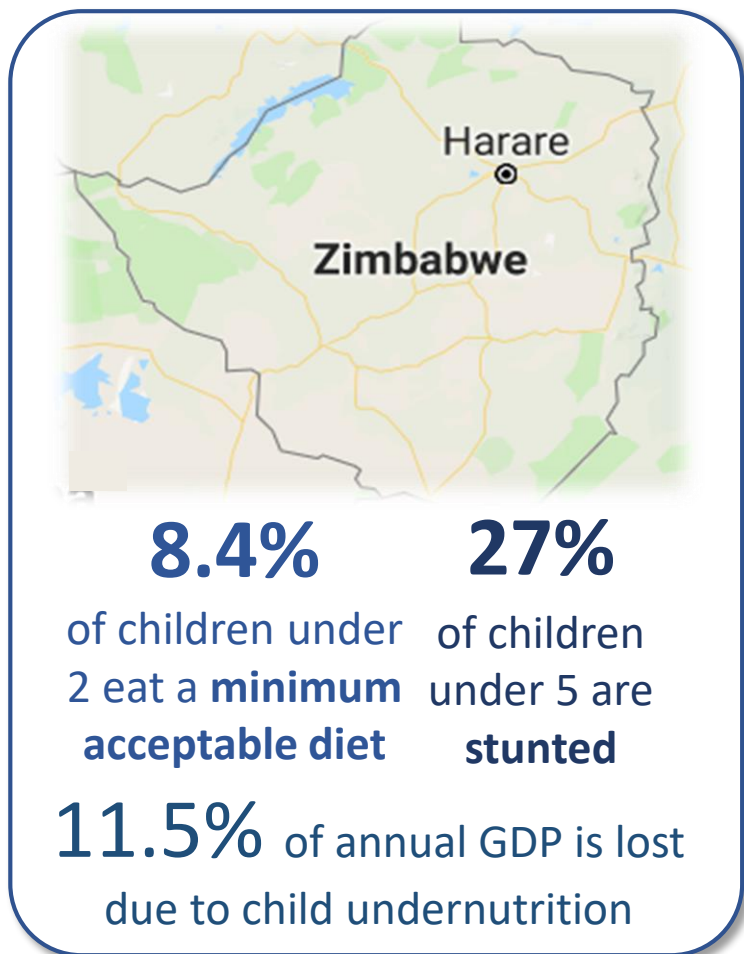
- Intervening in the first 1,000 days
- Leveraging both nutrition-specific and nutrition-sensitive to *effectively* improve diets
- Building evidence
- Increasing our reach globally

Investing in early childhood nutrition creates US\$16 worth of benefits for every US\$1 spent¹

Over the past 2 years, we have increased our reach by nearly half



Example: Preventing stunting and scaling-up nutrition sensitive in Zimbabwe



The Country Office prioritizes stunting prevention and is a pioneer in nutrition-sensitive approaches in the CSP

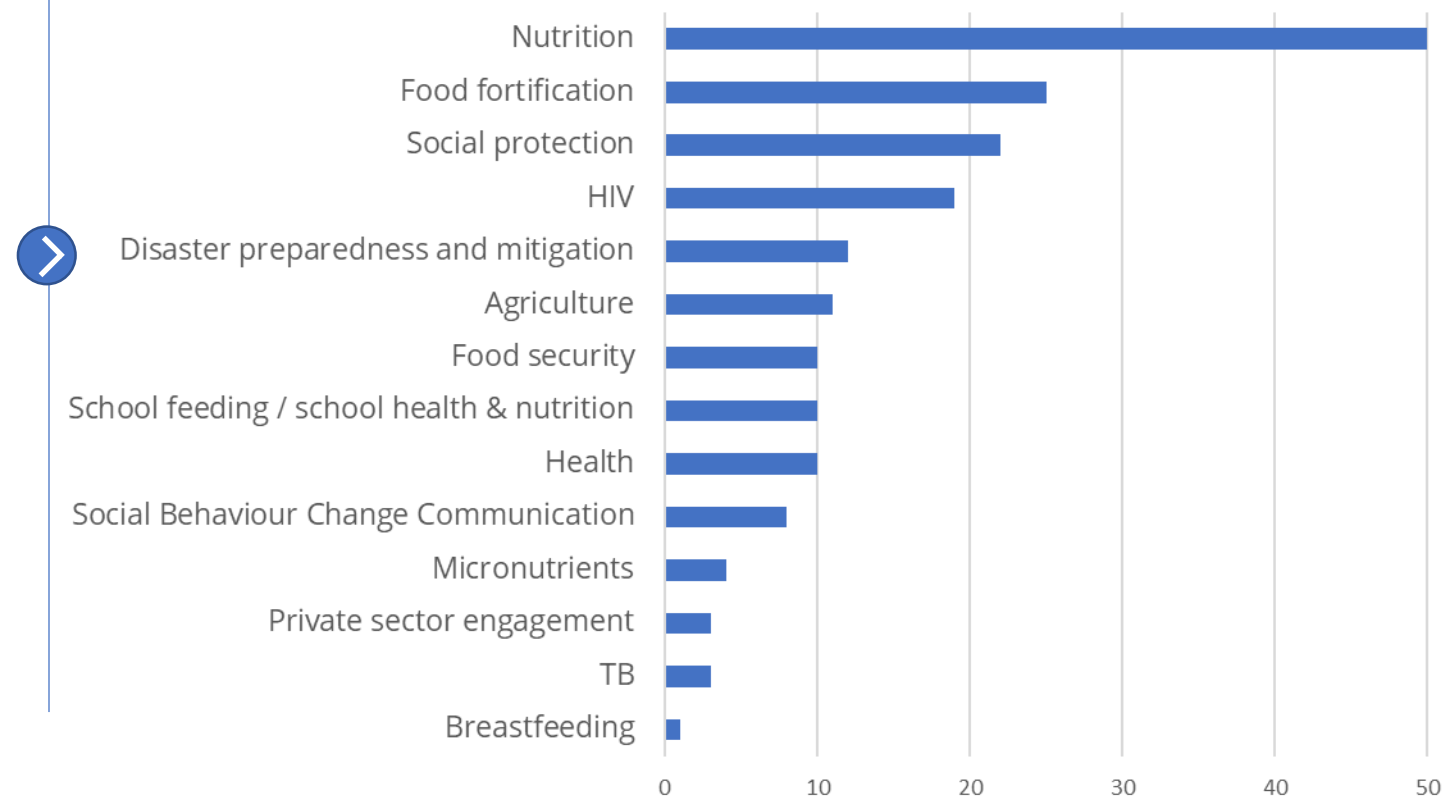
- 1 Preventing stunting by combining nutrition-specific & nutrition-sensitive approaches
- 2 Early-adopter of measuring nutrition outcomes across portfolio
- 3 Linking Nutrition & Programme at global level and country level to transform commitment into impact for nutrition
- 4 Planning for an external impact evaluation to build global evidence and refine global strategy for addressing stunting and other forms of malnutrition

Priority 3: Working in partnership with governments

Our focus over the past year

- Supporting COs in their Zero Hunger Review and CSP development
- Partnering with governments to develop policies across sectors that support nutrition
- Establishing regulatory frameworks and legislation for food fortification
- Rolling out of the *Fill the Nutrient Gap* analysis and decision-making tool

87% of WFP Country Offices contributed to nutrition-related national policies or strategies in 2017, across range of topics



Example: Improving nutrition strategies in Pakistan

Led by the National SUN Secretariat at the Government, FNG was conducted in 2016-2017

- The process was dependent upon **high stakeholder participation**, at national & provincial levels
- Numerous multi-stakeholder workshops and meetings in each phase across 4 provinces and Islamabad, including the Government, NGOs, donors and UN participants, was the critical component of the process

The Government continues to own the work, turning the recommendations into action



Key findings:

- 1 **Affordability** is the greatest barrier to having a nutritious diet
- 2 The **double burden** is a growing concern
- 3 **Quantity and quality** of dietary intake is poor
- 4 **Adolescent girls** nutrient needs are the most expensive
- 5 **Strong and consistent multi-sectoral action** and investment in nutrition is essential

Key outcomes:

- 1 Refined **Pakistan's Multi-sectoral Nutrition Strategy**
- 2 Prioritized investment in **the nutrition-specific & sensitive interventions** that can drive immediate impact
- 3 Identified **provincial and national level** interventions to improve nutrition e.g. nutrition sensitive school meals
- 4 Justification to incorporate **nutrition-sensitive actions** into a large scale **social protection program**
- 5 Working with the private sector & WFP to bring **more SNFs to local markets**

Priority 4: Working in Partnership

Our focus over the past year

- Enhancing partnership for acute malnutrition
- Increasing collaboration with RBAs, especially for nutrition-sensitive
- Contributing to the evidence base
- Sharing challenges & successes in global nutrition
- Strengthening WFP leadership in the SUN Movement

Both at HQ and in the field, we are working to build diverse partnerships





Example: WFP is expanding its leadership in new SUN Business Networks across the globe

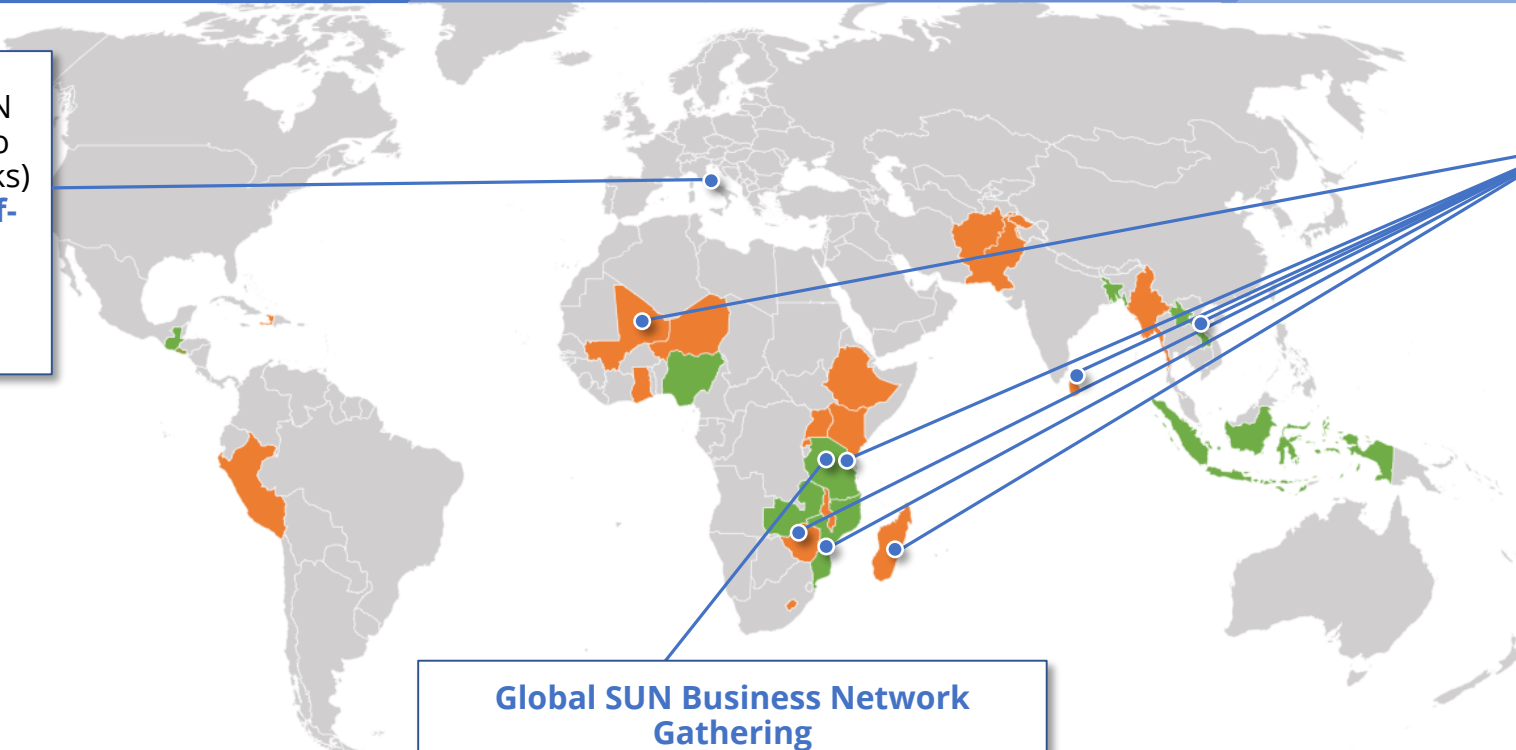
9 National SBNs are established

17 additional SBNs are emerging

16 SBNs are being led by WFP

Our team built a **vision** for the SBN network (linked to other SUN networks) that aims for **self-sustaining networks that drive impact by 2020.**

WFP focused on strengthening the capacity of **7 emerging SBN networks led by WFP**, demonstrating **our leading role in leveraging private sector partnerships** at the country level to accelerate progress for nutrition



Established
Emerging

Global SUN Business Network Gathering
Tanzania, June 2018

13 countries and 10 government and private sector partners met to define strategies and approaches to **harness the private sector market and influence to improve nutrition**

Summary of some of our key performance indicators

55%

of countries have staff trained on nutrition sensitive programming

84%

of approved CSPs have nutrition-sensitive strategic outcomes

47%

of nutrition programmes meet their target for coverage

0.58%

of nutrition beneficiaries were registered & managed through SCOPE

37%

of countries implementing SBCC for nutrition

6

Joint policy papers & strategies through nutrition partnership platforms

3%

of rice distributed by WFP in 2017 was fortified

213

Knowledge Management resources have been developed & disseminated

4.6%

of WFP staff completed at least 1 nutrition e-module in 2017

5

out of 13 FIT Pool members already placed

We also recently released our annual *Nutrition in Numbers* report for 2017, utilizing our monitoring data



SAVING LIVES
CHANGING LIVES

WFP
World Food Programme

Nutrition in Numbers

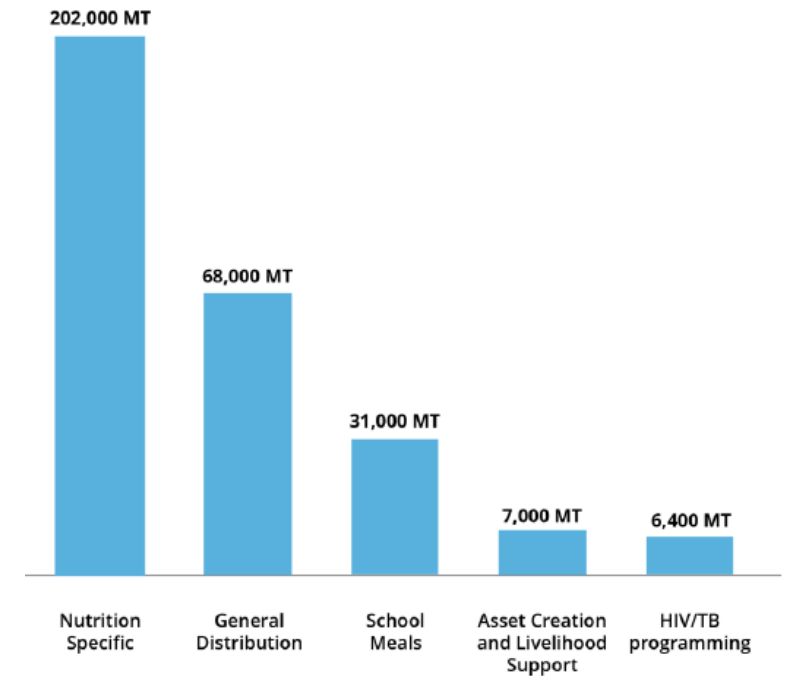
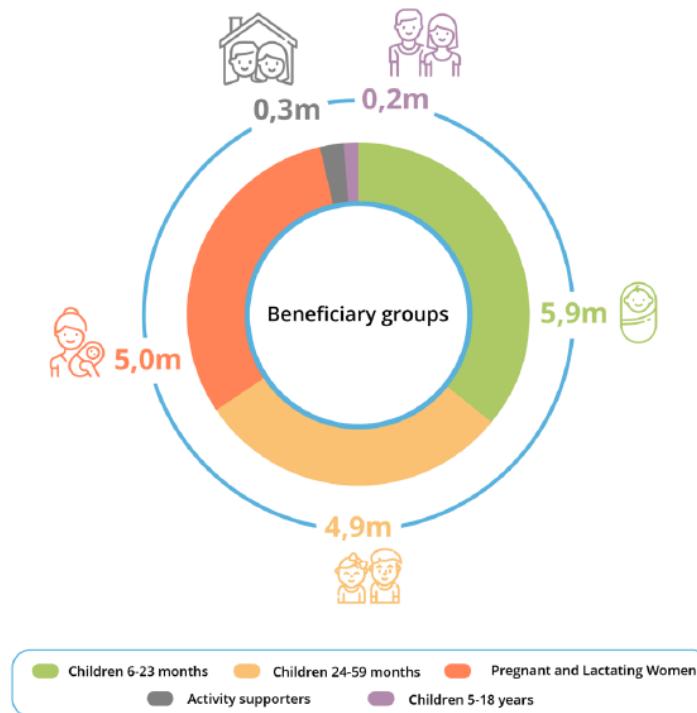
An overview of WFP nutrition programming in 2017

May 2018

Highlights

16.3 million beneficiaries reached

290,302 MT of SNF procured



Follow up: determining the cost to treat and prevent acute malnutrition

Key questions we plan to address:

What is the cost to treat a child for moderate acute malnutrition? What about a Pregnant and Lactating Woman?

- What are the major cost drivers of cost per beneficiary?
- What standard method will we use to calculate cost per beneficiary across countries?
- What is the incremental cost of adding different supporting interventions to the provision of Specialized Nutritious Foods?
- How will we define and determine cost effectiveness?

Preliminary framework:

To develop a methodology, we are considering costs in terms of the intervention, as well as the new financial framework

