

برنامج  
الأغذية  
العالمي



Programme  
Alimentaire  
Mondial

World  
Food  
Programme

Programa  
Mundial  
de Alimentos

**Executive Board  
Annual Session**

**Rome, 18 - 21 May 1998**

## ANNUAL REPORTS

Agenda item 3

## ANNUAL REPORT OF THE EXECUTIVE DIRECTOR

### Recovery from crisis



Distribution: GENERAL  
**WFP/EB.A/1998/3-A**  
4 May 1998  
ORIGINAL: ENGLISH


This document is printed in a limited number of copies. Executive Board documents are available on WFP's WEB site ([http://www.wfp.org/eb\\_public/EB\\_Home.html](http://www.wfp.org/eb_public/EB_Home.html)).

# **Annual Report of the Executive Director: 1997**



## **Recovery from crisis**

# Note to the Executive Board



This document contains recommendations for consideration and approval by the Executive Board.

Pursuant to the decisions taken on the methods of work by the Executive Board at its First Regular Session of 1996, the documentation prepared by the Secretariat for the Board has been kept brief and decision-oriented. The meetings of the Executive Board are to be conducted in a business-like manner, with increased dialogue and exchanges between delegations and the Secretariat. Efforts to promote these guiding principles will continue to be pursued by the Secretariat.

The Secretariat therefore invites members of the Board who may have questions of a technical nature with regard to this document, to contact the WFP staff member(s) listed below, preferably well in advance of the Board's meeting. This procedure is designed to facilitate the Board's consideration of the document in the plenary.

The WFP focal points for this document are:

|                        |             |                 |
|------------------------|-------------|-----------------|
| Chief, Policy Service: | D. Spearman | tel.: 6513-2601 |
| Policy Analyst:        | D. Borione  | tel.: 6513-2651 |

Should you have any questions regarding matters of dispatch of documentation for the Executive Board, please contact the Documentation and Meetings Clerk (tel.: 6513-2641).

# Contents



FOREWORD BY THE UN SECRETARY-GENERAL AND THE FAO DIRECTOR-GENERAL

PREFACE BY THE EXECUTIVE DIRECTOR

GENERAL NOTES

|                                                                                                                       | Paragraphs |
|-----------------------------------------------------------------------------------------------------------------------|------------|
| ASSISTING THE POOR AND HUNGRY: HIGHLIGHTS OF 1997                                                                     | 1-14       |
| 52.9 million beneficiaries                                                                                            | 1-5        |
| Worldwide operations                                                                                                  | 6-14       |
| THE STRATEGIC AND FINANCIAL PLAN: PROGRESS IN 1997                                                                    | 15-110     |
| Overview of WFP's consolidated budget and expenditure                                                                 | 15-18      |
| A people-centred approach                                                                                             | 19-74      |
| Increasing the targeting of resources to the poorest groups                                                           | 19-35      |
| Sharpening WFP's focus on countries with the greatest need for food aid                                               | 36-38      |
| Improving the quality of operations and incorporating WFP assistance into the recipient country's national programmes | 39-43      |
| Evaluation                                                                                                            | 44-46      |
| Promoting operational efficiency and effectiveness                                                                    | 47-59      |
| Relief assistance                                                                                                     | 60-66      |
| Working in partnership                                                                                                | 67-74      |
| Increased accountability                                                                                              | 75-87      |
| Strategic and Financial Plan (1998-2001)                                                                              | 75         |
| Improving Financial Management and Information Systems                                                                | 76-80      |
| Enhanced reporting systems                                                                                            | 81-83      |
| Telecommunications improvement and infrastructure development                                                         | 84-85      |
| Tools for improved accountability                                                                                     | 86-87      |
| Better management system                                                                                              | 88-92      |
| Organizational change                                                                                                 | 88-89      |
| Development of human resources                                                                                        | 90-92      |
| Mobilization of resources                                                                                             | 93-106     |
| Global decline in food aid                                                                                            | 93-96      |
| Contributions, commitments and shortfalls                                                                             | 97-102     |
| Resource mobilization strategy                                                                                        | 103-106    |
| Stronger advocacy                                                                                                     | 107-110    |
| Advocacy, media and public campaigns                                                                                  | 107-109    |
| New communication tools for stronger advocacy                                                                         | 110        |

# Annexes



## ANNEXES

- I WFP Organizational chart
- II WFP Global Food Aid Profile (1992-97)
- III WFP Operational expenditures:
  - Table 1: WFP operational expenditures by region and type, 1993-97
  - Table 2: Total WFP expenditures by country, region and type, 1994-97
  - Table 3: WFP expenditures for development projects and relief operations by country special status category and region, 1993-97
- IV List of new projects/operations approved in 1997
  - Table 1: Development projects approved in 1997
  - Table 2: Protracted Relief Operations approved in 1997
  - Table 3: Emergency Operations approved in 1997
- V Total confirmed contributions for 1997 by donor
- VI Major donors to WFP by type of contribution for 1997
- VII Basic data on active relief operations, by region--1 January to 31 December 1997
- VIII Basic data on active protracted relief operations (PROs): 1 January to 31 December 1997
- IX Basic data on active emergency operations (EMOPs): 1 January to 31 December 1997

## MAP

WFP operational expenditures by region and type, 1997

# Foreword



Poverty is commonly recognized as a cause of hunger, but it is also the case that hunger contributes to the perpetuation of poverty. Hunger denies its victims the chance to enhance their lives; it debilitates people physically, physiologically and mentally. Hunger therefore reduces employment opportunities; it limits women's capacity to take advantage of training, credit opportunities and health services; and it prevents children from concentrating and assimilating knowledge at school. People weakened by hunger find themselves trapped in a vicious cycle: hunger-poverty-hunger. This is why the work of the World Food Programme is so essential. WFP helps people get out of the hunger trap and make lasting changes in their lives.

In 1997, 53 million people received food assistance from the World Food Programme. Food-for-work and human development programmes contributed to building household food security and increasing the self-reliance of populations: 24 million people benefited from development projects. WFP also provided humanitarian relief to 29 million people in countries affected by man-made conflicts or natural disasters, such as Afghanistan, the Democratic People's Republic of Korea, Sierra Leone, and the Great Lakes region of central Africa.

WFP has been an active contributor to the process of reform at the United Nations, both in the United Nations Development Group and the Executive Committee on Humanitarian Affairs. In that spirit, the Programme has strengthened its partnerships with inter-governmental and non-governmental agencies and carried out organizational changes aimed at bringing its decision-making authority and expertise closer to the beneficiaries. WFP has also supported, in very concrete ways, implementation of the Plan of Action adopted at the World Food Summit in Rome in November 1996: out of 177 identified "actions", 66 are directly supported and 58 are indirectly supported by WFP resource commitments.

Confidence in the work of the World Food Programme was expressed in 1997 through the continuation of strong support from new and traditional donors. We congratulate the Executive Director and her staff for their dedication, their continuous effort towards improvement and, above all, their commendable results in alleviating the suffering and hunger of millions of the poorest of the poor.

Kofi A. Annan  
**Secretary-General**  
**United Nations**

Jacques Diouf  
**Director-General**  
**Food and Agriculture Organization**  
**of the United Nations**



# Preface

Fifty years ago, the members of the United Nations adopted the Universal Declaration on Human Rights. One of the most basic rights that people are still denied is the right to food. By providing food-for-life to people affected by man-made conflicts and natural disasters, food-for-growth to improve children's start in life, and food-for-work to help people create assets and reach self-reliance, WFP gives a unique and concrete response to the human rights challenge.

Hunger claims many victims among the poor. But it takes its greatest toll among women. Millions of women still lose their babies in childbirth, or soon after, because they lacked proper food during pregnancy; millions give birth to babies whose start in life is already compromised by their low weight, their susceptibility to disease, and too often, intellectual impairment. Hunger is passed from mother to child. It is estimated that 50 percent of disease-related mortality among infants could be avoided if infant malnutrition were eradicated. By providing nutrition assistance to pregnant women and their young children, WFP contributes to breaking this vicious "intergenerational" cycle of hunger and malnutrition.

The year saw many dramatic emergency situations: in the Great Lakes region, Sierra Leone, Somalia and the Democratic People's Republic of Korea, to mention only a few. Fortunately, there are also countries where security conditions improved, allowing WFP to increase its focus on recovery. Lessons drawn from WFP's practical experience in recovery and rehabilitation will facilitate stronger linkages between relief operations and development programmes, and foster the transition from relief, through recovery, to development.

WFP's worldwide endeavour to make life better for poor and hungry people has been made possible by the dedication of its staff. Humanitarian aid has a high cost: in 1997, seven WFP staff lost their own lives while saving those of other people. WFP also thanks its partners for their continuous collaboration: members of its Executive Board, United Nations sister organizations, bilateral and multilateral agencies, non-governmental organizations and, above all, the beneficiaries themselves, who have demonstrated admirable resilience and capacity to transform the assistance received into a tool for their own future.

Catherine Bertini  
Executive Director

# General Notes

All monetary values are in United States dollars (\$), unless otherwise stated. One billion equals 1,000 million.

All quantities of food commodities are in metric tons, unless otherwise specified.

Low-income, food-deficit countries (LIFDCs) include all food-deficit (i.e., net cereal-importing) countries with per capita GNP not exceeding the level used by the World Bank to determine eligibility for IDA assistance (1,505 dollars in 1996). In 1997, there were 83 countries classified by FAO as LIFDCs. The United Nations category of least developed countries (LDCs) includes "those low-income countries that are suffering from long-term handicaps to growth, in particular low levels of human resource development and/or severe structural weaknesses". In 1997 there were 48 countries classified by the General Assembly as LDCs.

**The designations employed and the presentation of material in this publication do not imply the expression of any opinion whatsoever on the part of the World Food Programme (WFP) concerning the legal status of any country, territory, city or area or of its authorities, or concerning the delimitation of its frontiers.**

## Acronyms used:

|         |                                                              |
|---------|--------------------------------------------------------------|
| ACC     | Administrative Committee on Coordination (United Nations)    |
| ADRA    | Adventist Development and Relief Agency                      |
| ALITE   | Augmented Logistics Intervention Team for Emergencies (WFP)  |
| CEC     | Commission of the European Communities                       |
| CFA     | Committee on Food Aid Policies and Programmes (WFP)          |
| CIDA    | Canadian International Development Agency                    |
| CIN     | Committee on International Nutrition                         |
| CP      | Country Programme (WFP)                                      |
| CSB     | Corn Soya Blend                                              |
| CSN     | Country Strategy Note (United Nations)                       |
| CSO     | Country Strategy Outline (WFP)                               |
| DHA     | Department of Humanitarian Affairs (United Nations)          |
| DPKO    | United Nations Department of Peacekeeping Operations         |
| DPRK    | Democratic People's Republic of Korea                        |
| DRC     | Democratic Republic of the Congo                             |
| DSC/ISC | Direct/Indirect Support Costs                                |
| ECHA    | Executive Committee on Humanitarian Affairs (United Nations) |



|           |                                                                      |
|-----------|----------------------------------------------------------------------|
| ECOSOC    | Economic and Social Council (United Nations)                         |
| EGS       | Employment Generating Scheme                                         |
| EMOP      | Emergency Operation (WFP)                                            |
| EU        | European Union                                                       |
| FAC       | Food Aid Convention                                                  |
| FAO       | Food and Agriculture Organization of the United Nations              |
| FFW       | Food for work                                                        |
| FIVIMS    | Food Insecurity Vulnerability Information and Mapping Systems        |
| FMIP      | Financial Management Improvement Programme (WFP)                     |
| FOB       | Free on Board                                                        |
| GIEWS     | Global Information and Early Warning System (FAO)                    |
| IASC      | Inter-Agency Standing Committee (United Nations)                     |
| ICRC      | International Committee of the Red Cross                             |
| IDPs      | Internally Displaced Persons                                         |
| IEFR      | International Emergency Food Reserve (WFP)                           |
| IFAD      | International Fund for Agriculture and Development                   |
| INTERFAIS | International Food Aid Information System (WFP)                      |
| IRA       | Immediate Response Account of the IEFR (WFP)                         |
| ITSH/LTSH | Internal/Landside Transport, Storage and Handling                    |
| JPO       | Junior Professional Officer                                          |
| LDC       | Least Developed Country                                              |
| LIFDC     | Low-Income, Food-Deficit Country                                     |
| M&E       | Monitoring and Evaluation                                            |
| MAP       | Management and Appraisal of Performance                              |
| MCH       | Mother and Child Health                                              |
| MOU       | Memorandum of Understanding                                          |
| NGO       | Non-Governmental Organization                                        |
| OCHA      | Office for the Coordination of Humanitarian Affairs (United Nations) |
| PRO       | Protracted Relief Operation (WFP)                                    |
| PSA       | Programme Support and Administration (WFP)                           |
| SCR       | Security Council Resolution                                          |
| SO        | Special Operation (WFP)                                              |
| SPA       | World Food Summit Plan of Action                                     |
| UN        | United Nations                                                       |
| UNCAS     | United Nations Common Air Services                                   |
| UNDAF     | United Nations Development Assistance Framework                      |

---

|           |                                                                  |
|-----------|------------------------------------------------------------------|
| UNDG      | United Nations Development Group                                 |
| UNDP      | United Nations Development Programme                             |
| UNESCO    | United Nations Educational, Scientific and Cultural Organization |
| UNFPA     | United Nations Fund for Population Activities                    |
| UNHCR     | United Nations High Commissioner for Refugees                    |
| UNICEF    | United Nations Children's Fund                                   |
| UNSECOORD | United Nations Security Coordinator                              |
| UNV       | United Nations Volunteer Programme                               |
| USAID     | United States Agency for International Development               |
| VAM       | Vulnerability Analysis and Mapping (WFP)                         |
| WFP       | World Food Programme                                             |
| WHO       | World Health Organization                                        |

# Assisting the poor and hungry: Highlights of 1997

## 52.9 MILLION BENEFICIARIES

1. People living outside the political and economic mainstreams; farmers in poor rural areas where most banks are afraid to invest their capital; families without resources crowded in slums where jobs are scarce and living conditions degraded; women in search of medical care; refugees hoping for a return to their homeland; children looking for the education that would give them a better future; victims of floods, droughts or man-made conflicts: these are WFP's clientele--52.9 million beneficiaries of WFP's food assistance in 1997 received a spark of hope and the vitally needed food which saved them from hunger and misery.
2. WFP provided relief assistance to 29.1 million people: Of these, 21.4 million were reached through emergency operations (EMOP) and 7.7 million through protracted relief operations (PRO); 19.1 million people were victims of man-made disasters (4.2 million refugees/returnees and 14.9 internally displaced persons) and 10 million were affected by natural disasters: droughts, floods and crop failure. WFP development assistance reached an additional 23.8 million people: 9.8 million through human resource development projects and 14 million through infrastructure, agricultural or rural development projects. Some 39 percent of the beneficiaries were in Africa, 37 percent in Asia and the Pacific, 15 percent in the Mediterranean, Middle East and CIS region and nine percent in Latin America and the Caribbean.
3. There were 17 percent more beneficiaries in 1997 than in 1996. The increase in beneficiaries was mainly in the Democratic People's Republic of Korea (DPRK), with an additional three million beneficiaries, and in Africa and Latin America as a consequence of the El Niño climatic phenomenon. The increase in food deliveries to development projects also enabled the Programme to reach more people with development assistance.
4. Thanks to the generosity of its donors, WFP continued its work of saving lives in emergencies, building food security in poor communities, and investing in people through programmes in nutrition, health and education. In 1997, resources made available to the Programme amounted to 1,311 million dollars; 26.4 percent of the funds was contributed to development, 24.3 percent to protracted relief operations; 44.4 percent to emergencies (including the Immediate Response Account and the Special Operations); and 4.9 percent to other activities (including bilateral contributions and Junior Professional Officers).
5. Quantities shipped or purchased locally increased by almost 28 percent as compared to 1996, to a total of 2.7 million tons without bilateral contributions and 2.9 million tons (including bilateral contributions). The increase over last year is due mainly to exceptionally large carry-overs from 1996: important contributions (mostly for development) were confirmed late in 1996, and the food was delivered in early 1997. The

decrease in the cost of commodities also allowed the Programme to buy more quantities for the same dollar value (the average cost per ton has decreased from 275 to 235 dollars).

### 1997 in Figures

#### WFP assisted 52.9 million of the poorest people in the world

- 19.1 million people were victims of man-made conflicts
- 10 million suffered from drought or natural disasters
- 23.8 million received developmental assistance

#### Total quantities shipped or purchased locally amounted to 2.7 million tons

- 1.016 million tons for development projects
- 1.078 million tons for emergency operations
- 0.630 million tons for protracted relief operations
- Deliveries made in least developed countries for development projects amounted to over 50 percent
- Deliveries made in low-income, food-deficit countries for development projects amounted to 93 percent

#### Expenditures amounted to 1,199 million dollars

- 31 percent of operational expenditures was spent for development activities, 69 percent for relief activities
- Operational expenditures in least developed countries represented 60 percent
- Resource mobilization reached 1,311 million dollars
- 347 million dollars was contributed to development projects
- 581 million dollars to emergency operations (including IRA and Special Operations)
- 319 million dollars to protracted relief operations
- 64 million dollars to bilateral and other contributions

#### Ongoing activities as at December 1997

- 151 ongoing development projects, representing a commitment of 1.8 billion dollars and 5.1 million tons
- 46 emergency operations, representing a commitment of 835 million dollars and 1.6 million tons
- 22 protracted relief operations, representing a commitment of 486 million dollars and 0.85 million tons

#### New commitments approved in 1997

- 12 new development projects and 59 project revisions, representing a value of 185 million dollars and 379,000 tons
- 40 new emergency operations, for a value of 1,031 million dollars and 1,973,000 tons
- 12 new protracted relief operations, for a value of 220 million dollars and 334,000 tons

#### Global food aid flows amounted to 6.6 million tons

- against 6.9 million in 1996 and 16.9 million in 1993:
- WFP's share of global food aid increased to 41 percent in 1997, compared with 33 percent in 1996 and 22 percent in 1993

### Maximizing nutritional value

If food ration costs of a decade ago are compared with those of today, two conclusions can be drawn: at present, a ration costs about half as much as it did 10 years ago, and the nutritional quality is much higher.

The main factor responsible for reducing the ration cost has been the replacement of high-cost commodities such as dairy products, canned meat or fish with low-cost but highly nutritious foods such as beans, peas and lentils. A typical full daily ration for a refugee, containing maize, pulses, oil, blended food, sugar and salt, will cost 15 US cents (FOB commodity prices), whereas a similar ration derived from an animal protein source would have cost (other prices constant) approximately 24 US cents 10 years ago. Efficient transport and focused targeting have allowed further savings to be

achieved. The present rations are designed to provide a balanced diet, with particular attention to micronutrient needs. Cultural preferences for foods are also given more consideration.

### Follow-up to the World Food Summit

In 1997, WFP continued to implement the recommendations of the World Food Summit Plan of Action (SPA). Of the 27 Objectives included in the seven Commitments of the SPA, 19 are directly relevant to WFP's activities and 66 Actions comprised therein are directly supported by WFP's resources commitments.

Highlights of the initiatives taken in 1997 by WFP include:

- The Executive Board considered two policy papers in 1997; the first analysed the "Implications of the World Food Summit Plan of Action for WFP"; the second indicated how WFP, within its mandate, programmes, projects and other activities, can contribute to achieving these objectives. Included in the paper was a list of key indicators illustrating how WFP's activities comply with the SPA;
- in close collaboration with FAO and IFAD, WFP became an active member of the Administrative Committee on Coordination (ACC) Network on Rural Development and Food Security, aiming at reporting inter-agency follow-up to the Summit; WFP also participated actively in the panel discussion organized by FAO to deliberate on regional agricultural strategies;
- WFP actively participated in the Inter-agency Working Group on the Food Insecurity Vulnerability Information and Mapping Systems (FIVIMS), an initiative spearheaded by FAO.
- More proactive thinking on how to promote the transition from relief to development was initiated and three case studies were undertaken;
- WFP launched the preparation of a catalogue of institutions with expertise in food aid programmes to assist national governments in the preparation, design and management of their own food aid programmes.

## WORLDWIDE OPERATIONS

6. By the end of 1997, WFP had operational activities in 76 countries, eight countries less than in 1996. Sub-Saharan Africa continued to receive the major share of WFP's assistance. Some 47 percent of WFP's operational expenditures was spent in 35 countries and reached 20.5 million beneficiaries. In countries where prospects for peace improved--Angola, Rwanda, Liberia--WFP embarked on an effort to consolidate recovery. Assistance was targeted to the resettlement of displaced people, and food-for-work microprojects aimed at the rehabilitation of infrastructure, environmental protection and income-generating activities. However, in some cases such as Sierra Leone, optimistic expectations were set back by a worsening of the situation.
7. The regional approach to the Great Lakes crisis has allowed WFP to meet flexibly the rapidly changing food requirements of beneficiaries in the six countries covered by the operation: Burundi, the Democratic Republic of the Congo (DRC-former Zaire), the Republic of Congo, Rwanda, Tanzania and Uganda. In Burundi, consecutive years of conflict, displacement and the effects of the August 1996 embargo have had a serious effect on the food security of the most vulnerable population groups. In addition to the 1.6 million beneficiaries assisted under the regional operation, WFP assisted 1.4 million drought victims in Tanzania, 200,000 drought victims in Uganda, 165,000 Sudanese refugees in Uganda and 257,000 people displaced by conflict in northern Uganda.

## Rwanda

Nineteen ninety-seven was another difficult year for Rwanda but 750,000 refugees returned from DRC (former Zaire), followed by an additional 500,000 Rwandan refugees from Tanzania. In early 1997, Rwandan society was extremely vulnerable: 20 percent of the population had just arrived; 30 percent of all households were headed by women; 130,000 people were in prisons; agricultural production was below pre-war levels; 250,000 new houses were required to accommodate returnees; and the economy and social infrastructure was still not fully re-established. Furthermore, the level of insecurity continued to increase, leading to a partial withdrawal of United Nations agencies in the northern part of the country. During this period, four WFP staff members were killed. It was thus under extremely complex and difficult circumstances that WFP had to operate.

In early 1997, operations in Rwanda were characterized by free food distribution to returnees. During this period, 78,000 tons of food was distributed to a monthly average of 880,000 people. By mid-year, the number of returnees was almost nil, and WFP gradually began to increase its assistance in support of reconstruction and reintegration activities, through food-for-work (FFW) projects and supplementary feeding programmes. WFP paid particular attention to vulnerable households in the prefectures and communes experiencing the most severe structural food deficits. WFP has been able to channel some 43,000 tons of food to support FFW projects, giving food aid key importance in the rehabilitation of social frameworks and infrastructure. This assistance has helped to rebuild 11,748 houses, rehabilitate 1,331 hectares of swamp lands, provide seed protection assistance to some 526,000 farmers, support 23 seed multiplication programmes and create 124 school gardens. Additionally, 280 nutritional centres were assisted, benefiting 60,600 people each month.

8. While improved security conditions allowed rehabilitation activities to start in Liberia, the situation in Sierra Leone worsened during 1997, obliging WFP to revert to a strategy of emergency assistance. As the Government of Sierra Leone and the Revolutionary United Front rebels signed a peace agreement and the civil war subsided significantly in most areas in early 1997, general food distribution was reduced, and resettlement and rehabilitation activities were initiated. This positive trend was suddenly interrupted when a military coup toppled the elected president on 25 May 1997. All WFP staff, and international staff from other United Nations agencies were evacuated. About 40,000 refugees fled to Guinea, and an unknown number of people were displaced from their homes. The Junta soldiers looted up to 2,500 tons of food from WFP and NGO stocks. WFP national staff carried on targeted food distribution with residual stocks when security conditions permitted.
9. As a result of poor harvests in the northwestern part of Sudan in 1996/97, WFP's approach to food for work in targeted areas was intensified. Thanks to the participation of NGOs and state agencies, which provided complementary inputs in staffing, non-food items, monitoring and supervision, WFP was able to improve sustainable access to cheaper, more reliable sources of drinking water for households and livestock through the construction and rehabilitation of rural water schemes; satisfy the immediate food needs of the most vulnerable people in the areas which had been identified as food-insecure; contribute to the empowerment of women by providing skills training for income-generating activities; and improve the educational infrastructure of targeted villages.
10. The Asia and Pacific Region remained the largest user of food aid for development. WFP's activities in 14 countries of the region reached 19.4 million people and represented 28 percent of WFP operational expenditures in 1997. As in the past, WFP continued to support major food-for-work programmes, enabling poor rural people to improve their household food security. The assistance included support of disaster mitigation programmes and credit schemes for poor women (Bangladesh); strengthening of rural communities in the selection and implementation of local infrastructure (China, India and Nepal); rehabilitation programmes for war-affected people (Cambodia and Tajikistan); nutrition and health support to targeted vulnerable groups (India, Viet Nam and Pakistan);

support to education (Bhutan, Nepal and Pakistan); and emphasizing women's activities in Afghanistan.

11. Apart from the dramatic situation in Democratic People's Republic of Korea, relief assistance helped farmers who were victims of typhoons and floods in Laos during the planting and harvest period, and benefited 1.2 million Afghans affected by the escalating conflict. Although on a smaller scale than in the past, assistance continued to be provided to refugees (Bhutanese refugees in Nepal, Afghan refugees in Pakistan, refugees from Myanmar in Bangladesh) and to displaced persons in Sri Lanka.

#### **Democratic People's Republic of Korea**

The natural disasters that occurred in DPRK in 1995, 1996 and 1997 severely set back agriculture, compounding underlying structural problems in food production. In February 1997, WFP appealed for 100,000 tons of food aid for a third phase of its operation, to provide nutritional support to about 30 percent of the children under five years of age in nurseries and kindergartens.

In March 1997, the Executive Director of WFP visited DPRK to assess the situation. Conditions were critical; in particular the health and nutritional status of children had become of grave concern. As a consequence, WFP increased its commitment to provide 100 grams of cereal as an emergency ration to 2.6 million children aged seven and under, and supplementary food aid to one million hospital patients and to 1.1 million persons engaged in agricultural rehabilitation FFW activities.

In June, in response to a WFP/FAO special alert, WFP increased the cereal ration for the 2.6 million children from 100 to 250 grams a day. In November, in view of the excellent response by the international community in 1997, WFP, in consultation with UNICEF, again increased the food rations to children to 350 grams a day for the winter months.

Although the food security situation continues to be precarious, the unprecedented levels of food assistance to DPRK have helped to keep malnutrition from becoming more widespread.

12. With 8.3 million beneficiaries, the Mediterranean, Middle East and CIS Region accounted for 20 percent of WFP's operational expenditures. Development activities were focused where the need for food aid was greatest, such as in Yemen and Gaza/West Bank. In countries with higher levels of development (Egypt, Jordan, Morocco and Syria), WFP strives to maximize the impact of its activities on strengthening local and national capacities, while encouraging participatory approaches. In former Yugoslavia and the Commonwealth of Independent States (CIS), WFP continued to sharpen its targeting of the poorest. The Programme increased the number of rehabilitation activities targeted to vulnerable groups, with particular focus on women. As of 1 January 1997, WFP took over UNHCR's remaining distribution activities for food aid in Bosnia-Herzegovina. In Iraq, as food distribution under Security Council Resolution (SCR) 986 approached planned levels, WFP gradually reduced its emergency assistance programme from 2.15 million beneficiaries to just over one million needy people. During 1997, WFP distributed 79,000 tons of emergency food to malnourished children and other vulnerable people in this region.

#### **SCR 986 and WFP's role in Iraq**

In order to help alleviate the serious health and nutrition situation in Iraq, SCR 986 (the oil-for-food programme), enabled Iraq to sell 2.14 billion dollars worth of oil every six months to purchase food and other supplies. WFP was responsible for the distribution of a monthly food basket of 12 commodities to 3.1 million people in the north of Iraq, as well as for observing the efficiency, equity and adequacy of food distribution throughout the country.

In one of its largest operations, WFP handled over 400,000 tons of food through a logistics network consisting of two transit warehouses in the centre/south and three warehouses in the north. WFP

employed eight international and 266 national staff to implement the logistics operation. Food rations were provided to the population in the north through 8,000 different food agents. Within the framework of its observation role under SCR 986, WFP also employed 37 international observers and over 200 national observers to oversee the distribution of approximately four million tons of food throughout the country. Observers tracked the movement of each commodity from arrival at silos, mills and warehouses, all the way to food agents and households to ensure equitable distribution. By the end of 1997, WFP had effected over 224,000 observations countrywide, including 4,000 visits to food storage facilities, and had carried out 142,000 household spot checks as well as 78,000 food agent spot checks.

13. By the end of 1997, WFP had active offices in 12 countries in the Latin American and Caribbean Region. Development and relief activities reached 4.7 million people and represented five percent of WFP operational expenditures in 1997. In 1997, WFP continued its support to government and local communities' efforts to increase the poorest household access to productive resources through income-generating activities. In economically more advanced countries, WFP assisted the governments to create new structures for food security. Human development activities focused on under-five pre-school children, expectant and nursing mothers, and early pre-school children. In eight of the 12 countries of the region, WFP has added micronutrient components to enhance the nutritional value of its programme. In Haiti, children received *Akamil*, an enhanced nutritional product. In Bolivia, WFP has taken leadership in a project to add iron supplements to all of the wheat milled into wheat flour in the entire country. Further to a study on WFP projects in Latin America, the Executive Board agreed that WFP should continue focusing on indigenous people, who live in extreme poverty and are a proper target for food aid. Other development projects focused on watershed management in both an economically feasible and environmentally sustainable way.
14. Relief assistance helped the victims of hurricane Lili in Cuba, drought-affected persons in Haiti, and returnees and displaced persons in Guatemala. In late 1997, the region suffered from the effects of El Niño. The opening of the Central America Cluster in Managua enabled WFP to launch a regional El Niño emergency rehabilitation project in five countries: El Salvador, Guatemala, Honduras, Nicaragua and Panama.

#### **El Niño: planning also means adapting**

Faced with the prospect of a hyperactive El Niño phenomenon in southern Africa in 1997, WFP established a Global Task Force to prepare for avoiding the possible worst effects of El Niño, based on the experience of the 1991/92 southern Africa drought. Information was collected and disseminated to donors, governments and NGOs. Vulnerability assessments and logistics analyses were brought together into a regional contingency plan. WFP and its partners prepared to respond to food needs in a timely, measured and coordinated way. Emergency operations were also prepared for Central and South America, and studies were undertaken to identify the logistics needs in Papua New Guinea and overall needs in Indonesia, countries that had been badly hit by drought.

In Africa, however, El Niño produced not drought but floods. Confronted once more with the unpredictable pattern of natural conditions, WFP had to respond flexibly. WFP was faced with the need to airlift food to thousands of people, cut off by ever-rising waters in Somalia and Kenya. Although not fully implemented in 1997, the preparation for drought in southern Africa was a useful exercise in terms of contingency planning which will help WFP to be efficient and fast in responding to possible emergencies in the future.

El Niño badly hit the other side of the Atlantic; it caused drought in Central America and floods in South America. WFP launched a regional emergency operation in five Central American countries (El Salvador, Guatemala, Honduras, Nicaragua and Panama) to assist farmers suffering from crop shortfalls. A strategy of local procurement of commodities has been put into practice, combined with procurement of commodities that are not available locally. Meanwhile, floods damaged the coast and inland areas in South America, causing mud slides, erosion and crop destruction, particularly in Peru



and Bolivia. WFP has launched a fast-track emergency operation (EMOP) in Ecuador and sent missions to assess the problems in Peru, Bolivia and Paraguay.



# The Strategic and Financial Plan: Progress in 1997

## OVERVIEW OF WFP'S CONSOLIDATED BUDGET AND EXPENDITURE

15. The authorized level of WFP's consolidated budget for the 1996-97 biennium was 3,100 million dollars. From that amount, 2,861 million dollars was projected for commodities, transport, delivery and other direct support costs; and 228.9 million dollars for the corresponding Programme Support and Administration (PSA) component of the budget. The PSA budget was later recosted to 233.9 million dollars and subsequently reduced to 226.4 million dollars to align it with operational levels.
16. During 1997, WFP's overall expenditure amounted to 1,199 million dollars. This expenditure covered the costs of: commodities; ocean transport; landside transport, storage and handling (LTSH); and direct and indirect support costs (DSC and ISC). As shown in the table below, most of the expenditure in 1997 was incurred for food. Expenditure by the three major programme categories was as follows: a) Development-340 million dollars; b) Protracted Relief Operations--235 million dollars; and c) Emergency Operations, including the Immediate Response Account-468 million dollars. PSA expenditure in 1997 was 119 million dollars.

| Programme category |              | Use by cost category<br>Amount (in million dollars) |              |
|--------------------|--------------|-----------------------------------------------------|--------------|
| Development        | 340          | Food                                                | 700          |
| PRO                | 235          | Ocean transport                                     | 122          |
| EMOP               | 468          | LTSH                                                | 78           |
| SO                 | 20           | DSC and others                                      | 180          |
| Bilateral/others   | 17           |                                                     |              |
| General Fund (PSA) | 119          | PSA                                                 | 119          |
| <b>Total</b>       | <b>1 199</b> |                                                     | <b>1 199</b> |

**1997 Operational  
and PSA  
expenditure**

17. The year 1997 was the second that WFP's new Resource and Long-term Financing policies were in place. Under these policies, the PSA component of the budget is funded primarily from indirect support cost recovery in accordance with rates approved by the Board for 1997. These rates were applied against the value of commodities, ocean, air, overland and LTSH, and direct support costs of the relevant programme category.

18. A review of the Resource and Long-term Financing policies was launched in late 1997 to assess their impact on the Programme. The objective is to provide recommendations for improving these policies and the associated management practices, with a view to achieving maximum operational effectiveness based on full-cost recovery and transparency. The review process includes a series of informal consultations with Member States and donors.

---

## A PEOPLE-CENTRED APPROACH

### Increasing the targeting of resources to the poorest groups

19. WFP is improving the effectiveness of its food assistance through intensified efforts in needs and vulnerability assessment. In Cambodia, for example, WFP has combined the development of socio-economic indicators with an extensive poverty mapping exercise which provides the basis for targeting the most vulnerable groups. This has enabled the country office to identify activities that help them restore their livelihoods, and address their food security needs. The methodologies also allowed the Cambodia operation to develop situation-specific approaches in the transition from relief to recovery. By using community structures as much as possible for targeting, WFP contributes to local capacity-building. Women representatives are now involved in community decision-making on beneficiary targeting. WFP also increasingly collaborates with NGOs with the view to strengthen community participation.

### *Vulnerability Analysis and Mapping (VAM)*

20. Years ago, WFP initiated a process to create an internal capacity--the Vulnerability Analysis and Mapping (VAM) Unit--to use and improve, if necessary, existing food security information systems. The objective is to understand conditions faced by populations affected by periods of food insecurity, develop appropriate interventions and assist in the recovery of these populations, at the same time more effectively targeting increasingly limited resources. Vulnerability analyses determine people's capacity to meet minimum food requirements in a typical year (i.e., baseline vulnerability) and the extent to which they can change/expand their capacity to absorb episodic shocks to their access to food (i.e., current vulnerability).
21. By the end of 1997, WFP had set up five regional VAM units as well as three stand-alone units in countries with complex operations; a total of 28 countries received technical assistance. Outputs from the units include regional coordination, management of technical outsourced contracts, provision of financial and technical means for primary data collection and rapid rural appraisals, and capacity-building for local counterpart agencies. By the end of the set-up period, a country office is able to produce a baseline analysis of structural vulnerability of the country with a set of socio-economic data as well as basic infrastructure and logistical data for preparedness and response purposes. Direct participation of the VAM officers in country office operational activities strengthened the office capacity to produce needs and rapid emergency assessments, and risk and coping ability analyses. The data are made available on the VAM web site, which has become a major source of information for all WFP partners.
22. In 1997, WFP actively participated in the Inter-agency Working Group on Food Insecurity Vulnerability Information and Mapping Systems (FIVIMS), launched by FAO, and provided technical support to the working group. For example, in Cambodia, WFP,

FAO and the Government have selected the national VAM counterpart to serve also as counterpart for FIVIMS, thus streamlining the use of scarce financial and human resources, and increasing inter-agency linkages.

#### **Vulnerability analysis: responding to evolving needs**

In Ethiopia, the country office and the collaborating partners requested the VAM unit to take the lead in developing a methodology for food aid needs assessment. The estimates provided direct inputs to the joint FAO/WFP assessment process. These outputs are increasingly valued by other donors (e.g., USAID, the European Union (EU), Canadian International Development Agency (CIDA)) for their own food aid planning programmes.

In the southern Africa regional office, the priority for VAM activities was set by the fast developing threat of El Niño. The regional VAM office, jointly with the Southern African Development Community (SADC), completed the first comprehensive contingency planning exercise for the region.

In China, the VAM activity was initiated jointly with the Government of China and IFAD, with the support of the University of Venice, to assist in the definition of a new pipeline of joint projects.

In the Pakistan regional office, the VAM unit is developing innovative methodologies for rapid rural appraisals, based on a collaborative agreement with Save the Children Fund/UK.

### **Reaching mothers and children**

23. Inadequate nutrition in the first years of life and during pregnancy has serious repercussions on health, mental development and future labour productivity. Approximately 30 percent of children under five are more vulnerable to sickness and more likely to die because they are undernourished. Most of them live in South Asia and sub-Saharan Africa.
24. In October 1997, the Executive Board endorsed principles that will guide WFP's policy and operations, and will result in strengthening WFP's focus on tackling "early malnutrition". These principles include:
  - a) Problems of child and maternal malnutrition will receive priority attention in the assessment of country needs for food assistance.
  - b) The effectiveness of food assistance will be ensured by seeking partnerships with other United Nations organizations, bilateral donors and NGOs.
  - c) WFP assistance in addressing malnutrition will be limited to those women and children whose nutritional vulnerability is directly linked to a lack of sufficient and appropriate food intake.
  - d) Commodities included in the food basket will be micronutrient-fortified when possible.
  - e) Sustainability, cost and appropriate duration of WFP food assistance will be considered in terms of its longer-term effects and the recipient countries' own capacities and commitment.
25. Operational guidelines and a training strategy that translate the above principles into practice are scheduled to be available by mid-1998.
26. In Senegal, the Government has significantly improved the nutritional condition of small children and their mothers through a WFP-assisted experimental project that provides weaning food. WFP has developed and finances the production of a high-value, protein-rich food supplement, using locally produced millet, ground nuts and pulses. This project, which has proved to be a cost-effective targeted nutrition intervention, was designed in

close collaboration with partners including the World Bank and the Government. The principal objective is to improve the nutritional status of children aged six to 36 months, and expectant and nursing mothers in poor urban areas. Until now, local enterprises have produced about 900 tons of the weaning food, which has benefited some 24,000 malnourished children and 16,000 expectant or nursing mothers. Eighty percent of the targeted children have fully recovered from malnutrition.

27. Food supplementation has a great nutritional impact when targeted to moderately or severely malnourished children and expectant mothers. In Yemen, for example, WFP collaborates with other organizations (UNICEF, the United Nations Fund for Population Activities (UNFPA), and the Governments of Germany and the Netherlands to provide food supplementation together with improved mother and child health (MCH) services. A new initiative in Honduras, approved in 1997, will address chronic malnutrition in children under five years of age as well as the high prevalence of anaemia in expectant mothers, through the implementation of a Canadian-supported micronutrient component. It will also aim at strengthening community organization, and within this context it will emphasize women's participation in decision-making at the community level.

#### **Women's Health and Micronutrients Facility**

The lack of Vitamin A, iron and iodine are examples of micronutrient deficiencies which require treatment in a timely manner to curtail life-long detrimental effects. Target groups include expectant and nursing mothers, and children, especially those under five.

Micronutrient deficiency is a prevailing problem for millions of peoples in developing countries and affects women in particular. WFP, with the support of a contribution of the Government of Canada amounting to 20 million dollars, has made special efforts to improve the health and nutritional status of vulnerable groups by ensuring an appropriate micronutrient intake through the Women's Health and Micronutrients Facility.

Thanks to the Facility, blended foods, wheat or maize are being fortified in Bolivia, Ecuador, Ethiopia, Haiti, India, Malawi, Nicaragua and Zambia, and micronutrient supplements are being distributed in China, Honduras, Nepal and Pakistan. For the period 1997-99, it is expected that close to one million women and more than two million children will benefit from a fortified nutritional intake and from special monitoring activities, training programmes and technical assistance, also financed by the Facility.

#### ***Progress on Beijing Commitments***

28. Women remain primarily responsible for household food security. Whether in areas affected by man-made disasters (Burundi, Liberia, Rwanda and southern Sudan), by environmental disasters, or by the constraints of traditional values, women put their welfare and safety at risk to feed their families. WFP's Commitments to Women are as follows:

- a) target 60 percent of programme resources to women;
- b) focus on women's access to decision-making levels and channels in order to allow them to voice their needs and manage food aid from distribution to actual consumption; and
- c) emphasize the collection and analysis of gender-disaggregated data, systematically monitoring direct benefits to women.

#### **Defending Women's Rights in Afghanistan**

On 26 June 1997, the United Nations Secretary-General endorsed the recommendations of the Executive Committee on Humanitarian Affairs (ECHA) whereby it has been agreed, *inter alia*, that United Nations agencies will:

continue to be engaged in life-sustaining activities to all Afghans in need, including male and female refugees, displaced persons and vulnerable populations;

engage in rehabilitation activities, so long as they benefit women and men equally in participation and results.

WFP has adopted a "principled approach" in providing assistance to Afghanistan in accordance with the Secretary-General's policy position. The Programme continued to provide relief assistance to save lives, while ensuring that women and girls participated in and benefited equally from WFP-supported rehabilitation assistance. It also advocated women's basic rights, including access to health care and mobility for employment purposes. WFP is not only the largest donor in Afghanistan with the greatest number of professional national and international female staff (eight national and 10 international), but has also managed to implement projects for women. WFP negotiated with the authorities in allowing national female staff to work for the Programme, mainly as monitors of projects directly benefiting women and girls.

Women benefited from and participated directly in food-for-training, institutional feeding and bakery projects in areas where the authorities restricted women's role in public life. In the Hazarajat region, women were often 100 percent of the beneficiaries of the WFP/FAO food-for-seed exchange schemes. Women (mainly widows) managed and benefited from income-generating projects in many areas, particularly in Kabul and Faizabad. The women's bakeries project, for example, is of prime importance to women's survival as well as their long-term empowerment, since women are both producers and managers. The bakeries' success represents a four-fold achievement for WFP: food benefiting women directly; improving women's access to decision-making levels; and participatory management and monitoring while providing an essential food complement for hundreds of thousands of Afghans.

29. WFP's concrete actions for women in 1997 included:

- a) training modules and workshops to improve women's participation in relief food aid, making them partners in the relief effort, rather than merely recipients. Subsequently, 10 country offices initiated sensitivity training for staff and counterparts in gender and participation, emphasizing women's importance in WFP-supported emergency operations;
- b) school feeding programmes in which at least 50 percent of food aid is used to promote an increase in girls' enrolment. About 70 million dollars has been invested to date in such projects, a figure set to increase as a result of WFP's commitments to girls' education in segregated societies such as those of Afghanistan and Pakistan;
- c) as a result of a needs assessment survey conducted in southern Burundi, Ethiopia and Sudan, which concluded that safety was a major issue, WFP is also committed to ensuring women's safe return home from distribution places: a disaster preparedness workshop will train women to organize themselves to help increase their safety;
- d) it was decided that all WFP relief operations will be screened to ensure agency accountability for gender equality in resource allocation and women's participation in food aid management. In addition, all regional bureaux have devised clear criteria for all emergency funding submissions, requiring governments to use participatory implementation mechanisms to strengthen women's role in existing plans of operation. However, limited resources, both in terms of human capacity and time, have not always allowed full implementation and monitoring of these decisions;
- e) systematic monitoring and evaluation (M&E) systems, with beneficiary/women's participation in food monitoring, started in Bolivia and is now being standardized in most WFP operations. These systems include gender-based indicators, with a unit

- employed to monitor achievements, meet the accountability requirements and provide gender-disaggregated data on all WFP operations;
- f) field managers are held accountable for meeting gender balance commitments through the recruitment of female candidates;
  - g) WFP's Human Resources Division adopted a strategy based on pro-active recruitment and promotion coupled with a better retention rate, resulting in:
    - an increase in P-5 female staff from nine percent to 23 percent between 1992 and 1997. In addition, women staff at D-1, D-2 and the Assistant Secretary-General/Under Secretary-General levels represent respectively 23.2 percent, 25 percent and 33 percent of the total.
    - a strong increase in overall female recruitment, representing 43 percent of total recruitment in 1997, against two percent in 1994.
30. A Gender Action Fund totalling 700,000 dollars and a Dutch Quality Improvement Grant totalling 300,000 dollars supported these initiatives in 1997, increasing WFP's capacity to meet its Commitments to Women.

Examples of country offices' specific activities for women include:

In Iraq, the sub-office of Sulaymania is responsible for the distribution of food to 1.4 million people under WFP projects and SCR 986. The staff worked patiently to overcome socio-cultural barriers to involving women in WFP projects and giving them positions of responsibility.

A project in Burundi has helped 30,000 displaced and refugee women to start earning money through micro-enterprise, by operating bakeries, sewing workshops and nurseries, producing handicrafts, farming and raising animals.

In the Democratic Republic of the Congo, a team of three WFP female staff initially formed to help Rwanda and Burundian women receive an equal share of food aid in refugee camps now works with local women's associations on rehabilitation and reconstruction projects, with special emphasis on helping women to provide better nutrition for themselves and their families.

### *Participation strategies*

31. In accordance with its Mission Statement, WFP "ensures that its assistance programmes are designed and implemented on the basis of broad-based participation". However, participatory approaches are relatively new for WFP, which is still developing its capacity in terms of staff and methods.
32. There are different types of participants in WFP activities, and they participate in different ways: for example, in Viet Nam, farmers are involved as planners and workers in a smallholder land development project; in Sudan, village relief committees participate in targeting vulnerable community members and distributing food commodities; in Peru, women and men participants are planners, consulted community members, decision-makers and labourers in a project to ensure the sustainability of watershed management activities.
33. In Ethiopia, employment-generating schemes (EGS)--soil and water conservation, road maintenance and construction and dam and pond building--are selected by the community through local-level participatory planning committees. The community has a direct stake in the activity and true ownership of the result from day one. All the outputs of activities benefit the community directly and help those affected by food shortages to improve their lives and potential for achieving food self-sufficiency and security. The EGS facilitate the



process of recovery while safeguarding against food aid dependency in the beneficiary community. A "safety net" of free food for the most vulnerable is available if needed.

34. In Nepal, the "Rural Community Infrastructure Works" project uses food aid as a resource to mobilize poor rural households for building sustainable infrastructure identified, managed and owned by the beneficiaries themselves. Activities under this project include strengthening the capacity in poor rural communities to elect representatives and user groups to prepare and implement rural infrastructure works; enhancing the management and maintenance of such works by making people aware of their importance; and promoting the participation of women in the identification and management of community works.
35. A set of guidelines on "Monitoring and Evaluating Participation in WFP Natural Resource Management Food-For-Work Interventions" was developed and finalized in 1997. The guidelines are based on methods and experiences in Ethiopia, India and Syria and are intended to provide country offices with practical suggestions and examples of how to develop participation through the improvement of M&E systems. The guidelines will lead to a better recognition of who the target groups should be, how food aid is assisting them and the effect on their household food security.

### **Sharpening WFP's focus on countries with the greatest need for food aid**

36. WFP aims to deliver at least 90 percent of its development food assistance to low-income, food-deficit countries (LIFDCs) and least developed countries (LDCs). Furthermore, LDCs are prioritized to receive at least 50 per cent of the total for development. In 1997, WFP met the target which was set by the Executive Board for 1997: over 50 percent of development food aid was delivered to LDCs, and 93 percent went to activities in LIFDCs.
37. Reaching needy people in LDCs has been a challenge. Many priority countries have small programmes, often because of limited national capacity to provide the matching resources and skills required to make effective use of food aid. However, WFP programming practices, emphasizing the application of standard design criteria over adaptation to local circumstances, have sometimes added to the constraints.
38. In October 1997, the Executive Board endorsed a set of measures to increase programme concentration and streamline the provision of development assistance to the poorest countries. Strategies include:
  - a) adopting a flexible "learning" approach to programme development which focuses on adapting to local circumstances, rather than fitting into rigid, standard project guidelines;
  - b) investing in national capacity through counterpart training, and the provision of non-food inputs and services essential to the success of food interventions;
  - c) increasing the use of food-fund facilities and experimental projects, subject to appropriate circumstances and careful management; and
  - d) when crucial for addressing the problems of the poor and vulnerable, supporting the maintenance of basic public services and infrastructure through food assistance while recognizing the need for eventually phasing out.

## Improving the quality of operations and incorporating WFP assistance into the recipient country's national programmes

### *Country programming*

39. Consistent with General Assembly Resolution 50/120, the Country Programme (CP) implies a close involvement of the Government in its preparation and implementation. Using the Country Strategy Note (CSN), where available, as a base, the WFP Country Programme is prepared in full consultation with other United Nations agencies and the government.
40. In 1997 eight Country Programmes were approved by WFP's Executive Board. In line with the decentralization process giving more responsibility to the field, the authority to approve activities within a CP has been transferred to the Country Director. In addition, the Country Director is able to re-prioritize CP activities within the limits approved by the Executive Board and is encouraged to look for complementary resources at the country level.

### *Quality management and control*

41. The Quality Improvement Grant, established in 1991 with the funding of the Government of the Netherlands to help improve the quality of WFP-supported activities, continued to support a wide range of experimental, innovative and non-routine WFP activities. Between 1991 and 1997, a total of 15.3 million dollars was allocated to more than 260 activities, supporting the rehabilitation of local infrastructure, including support to local food processing and small-scale food trade; strengthening the capacity of local counterparts through technical assistance; pilot support and special studies on WFP's experience in the use of food coupon schemes; pilot support and special studies on local procurement and the impact on local agricultural markets; special initiatives to improve WFP targeting and counting of beneficiaries and monitoring the impact of WFP food aid; and training of country office staff and selected counterpart staff in the implementation of WFP's operational guidelines.
42. To ensure the best quality in relief operations, procedures for elaborating and approving emergency and protracted relief operations were reviewed in 1997. In the new format, the profiles, including gender, of the intended beneficiaries are more comprehensive. PRO submissions must indicate how the eventual move to recovery/development has been taken into account. Most importantly, indicators for assessing the performance of EMOPs and PROs must be clearly specified in all submissions.
43. Improved monitoring procedures have been developed to permit systematic tracking not only of beneficiary numbers and profiles, but also of other qualitative aspects such as beneficiaries' perceptions of food aid and its impact on their lives. Steps are well under way to institutionalize the new procedures by building staff capacity in their application. First, training needs assessments were carried out in selected countries in Central America, Africa and Asia in order to tailor training materials to the precise needs identified. Subsequently, a total of 50 international and national staff from these three regions were selected for training at workshops held in Guatemala and Bangladesh.

### **Evaluation**

44. During 1997 work undertaken by the Office of Evaluation continued to reflect WFP's overall strategic priorities as well as a shift in focus from evaluation of development

projects to that of relief operations. Three thematic studies of development and relief interventions were carried out.

45. A review of WFP's experience in food assistance and natural resources highlighted the relevance of natural resources issues not only for development, but particularly in relief and rehabilitation situations, given the frequent deterioration of the host countries' natural resources (in the case of refugee situations). The review stressed the need, in humanitarian assistance operations, to include natural resources management activities aimed at mitigating the further degradation of these resources as early as possible. On a similar note, the review found, in the context of assistance focusing on resettlement and the transition from relief to recovery, that the sustainability of current interventions requires efforts to limit the relief phase and to initiate recovery activities as soon as external conditions allow.
46. On the relief side, four evaluation missions were undertaken. Considering WFP's substantial involvement in situations that have moved away from pure emergency towards rehabilitation and recovery, these evaluations have analysed in particular the role food aid has played--and can continue to play--in the transition. Within the development portfolio, two evaluation missions of rural development projects were undertaken, one of them, in Nepal, as a very useful joint Donor/WFP exercise.

## Promoting operational efficiency and effectiveness

### *Logistics and transport*

47. Responding to the increasingly complex nature of transport and logistics operations worldwide over the last few years, a comprehensive review of all procedures related to transport, logistics and insurance activities was carried out during the year. This included the devolution of additional functions and responsibilities to country offices. One important end-product was a transport and logistics reference manual for use by WFP staff.
48. The pre-shipment planning and consolidation activities of the Programme, including better management and scheduling of call-forward according to favourable ocean freight market trends and opportunities, resulted in cumulative savings of 2.2 million dollars during 1997. Examples of cost-effectiveness or innovation include:
  - a) In DPRK, WFP successfully arranged a first-time-ever private commercial bagging operation, which created openings for private companies to operate in the country. This will benefit both relief and commercial traffic for bulk imports.
  - b) In Iraq, WFP moved the food procured by the central government under SCR 986 to the northern provinces to supply some 8,000 food agents that are responsible for distributing the predetermined entitlements to each of the three million inhabitants of the provinces. Despite difficulties in obtaining sufficient quantities at the hand-over points and unrest in the region bordering Turkey, a food basket consisting of 12 different commodities averaging some 47,000 tons a month was successfully handled during 1997.

### **Coordinating logistics services with other relief agencies**

WFP's active efforts to establish Joint Logistics Cells for the Great Lakes region (Entebbe and Kisangani) and Somalia resulted in better coordination and the optimal use of available resources in 1997. Combined air operations were used in the Great Lakes region when WFP and UNHCR aircraft were employed for food deliveries on the inbound flights and repatriation of refugees on the return flights from the Democratic Republic of the Congo. This alleviated potential problems of uncoordinated aircraft scheduling, airport congestion, fuel shortages and capacity under-utilization, resulting in

uneconomic flights and more flight hours. Total savings for the WFP/UNHCR joint operation amounted to 1.6 million dollars.

Cost-effectiveness was also achieved when WFP provided services to partner agencies and NGOs through common operational support arrangements such as the United Nations Common Air Services (UNCAS) in Nairobi. Compared with previous individual lease arrangements, the implementation of UNCAS resulted in savings of over 20 percent for each of the partner agencies, while the quality and efficiency of the services improved significantly.

49. WFP continues to insure against its potential liabilities and losses to ensure the most cost-effective cover, while using a variety of risk management techniques to achieve further savings. These include traditional insurance and self-insurance, where appropriate. The range of risks covered reflects WFP's diverse operations on sea, land and air. Such risks include those associated with tug and barge operations on the Nile, air-dropping activities in Sudan, and malicious acts against staff as well as those requiring more routine public liability and building insurance. At 31 December 1997, the self-insurance arrangements for WFP commodities had been in operation for three years and eight months. The projected savings during this period amounted to some seven million dollars despite the largest commodity loss ever suffered by WFP, totalling 1.75 million dollars, when the vessel "Cheng Da" sank in the Taiwan Strait in 1996.

### **WFP food purchases: a record year**

50. Total tonnage of food commodities purchased by WFP for 1997 amounted to 1,366,000 tons--an increase of 40 percent over 1996. Following very high prices for cereals in 1995/96, 1997 saw more normal prices. The average cost for WFP-procured commodities decreased by 40 dollars a ton in 1997. The cost of the food commodities purchased in 1997 amounted to 323 million dollars, compared with 269 million dollars in 1996: this is the highest value of food commodity purchases ever made by WFP. These increases reflect the evolution of WFP's traditional in-kind donors who increasingly give cash contributions rather than food with, however, in some cases, restrictions in procurement origins. Overall procurement of non-food items totalled 12 million dollars in 1997.
51. The amount purchased in developing countries was 821,000 tons in 1997, at a total cost of 202 million dollars, representing 63 percent in value terms and 60 percent in tonnage of total food procurement for 1997. With a total of 214,000 tons at a cost of 40 million dollars, the Republic of South Africa has again been WFP's most important source of food, mostly maize and maize products.

### **"No milk today..."**

For many years, milk was an important commodity in WFP programmes, particularly in school feeding projects. Unfortunately, milk is very expensive; milk powder costs approximately 2,000 dollars a ton. Highly sensitive to bacteriological contamination, milk must be specially processed and delivered either fresh on a daily basis or adequately packed. The result is that a glass of milk ready for consumption can easily cost 10 cents.

When milk surpluses disappeared in the eighties, this high cost proved unsustainable for WFP, and milk rapidly disappeared from the school menus, without a suitable alternative.

Recently, however, a replacement has been introduced in several school operations in Ethiopia, Haiti and Nicaragua with promising results. The beverage based on the ancient Latin American *horchata* recipe: a mixture of roasted cereals and pulses, flour, honey, oil and a condiment like cocoa or cinnamon dissolved in water, is now being used.

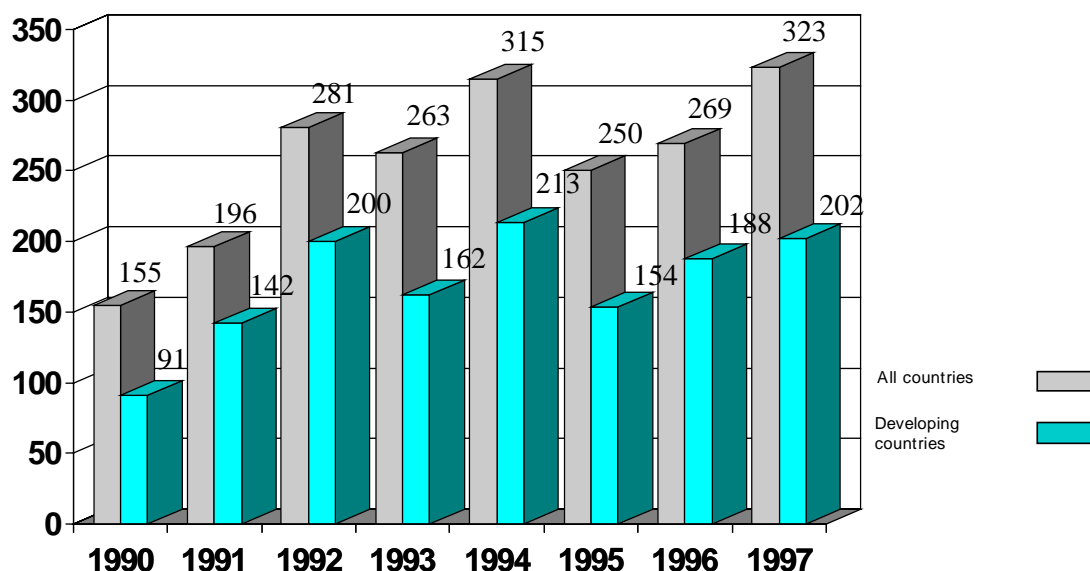
Using available food aid commodities--corn-soya blend (CSB) and sugar (25 grams CSB, plus 10 grams of sugar for a 200-ml glass)--the simple addition of boiling water and a little bit of stirring makes

a drink with a pleasant cereal flavour. At a commodity price of 1.5 cents per glass, it is a financially affordable and sustainable alternative.

The dry basis for the cereal drink has a shelf life of at least six months; therefore, the logistics requirements for this snack are minimal. At present, many developing countries have their own CSB manufacturing capacity.

52. WFP had important local purchase programmes in Ethiopia and India where, in 1997, it procured 90,000 tons and 60,000 tons of food, respectively. As regards WFP's relief programme for DPRK, rice was supplied primarily from Viet Nam (41,000 tons), while China supplied most of the beans and maize products (47,000 tons). Procurement of food commodities in recipient countries is particularly appropriate in economies that are in a transition from food-deficit to national food self-sufficiency.
53. The main source countries in the industrialized world were Australia, Canada, Italy and the United Kingdom.

**Food purchases**  
(in all countries and in developing countries)  
(million dollars)



#### Flexible food procurement in Ethiopia

In Ethiopia, WFP has been able to pursue a flexible food procurement strategy, thus encouraging agricultural production and the development of the grain marketing system. Excellent donor collaboration and a thorough analysis of the Ethiopian local purchase programmes have provided valuable lessons for the possible design of programmes in other countries.

For a long time, Ethiopia relied on food aid to cover the national gap in food imports and to meet the most basic needs of disaster-affected and vulnerable populations. Recently, however, two years of good harvests enabled much of the food assistance requirements to be met through local supplies. In 1997, WFP was asked to take the lead by donors and agencies involved in food assistance programmes to coordinate interventions that support market development. The tonnage procured increased to well over 120,000 tons; moreover, WFP brought significant added value to this venture:

- WFP used its logistics capacity to reach out to smaller suppliers who are often less able to arrange for transport to the delivery points;
- continuous monitoring of food aid needs (based on the work of the VAM Unit and the annual participation in the joint FAO/WFP crop and food needs assessment) ensured that the food supply strategy could be adjusted at the earliest moment possible; and,
- thanks to its long-standing relationship with and support to Ethiopia's Emergency Food Security Reserve, WFP made optimum use of the Reserve's warehouses as a buffer between procurement and distribution of food, thus increasing cost-effectiveness and improving food delivery performance in meeting food assistance requirements.

After years of progressive improvements in national cereal production, a relatively poor harvest has been forecast for 1998. WFP's local purchase action has been significantly reduced and replaced with the scheduling of food shipments from overseas in order to meet food aid needs and help reduce the country's food import gap.

#### *Preparedness/contingency plans/stand-by arrangements*

54. As part of the Rapid Response Facilities which continued to provide critical support to WFP emergency operations in 1997, stand-by arrangements made in previous years were

put to the test in 1997, when WFP was called upon to provide immediate assistance involving air operations during floods in Kenya and Somalia. WFP's operations in DPRK, Liberia and Sierra Leone also benefited from stand-by arrangements, which enabled the Programme to draw on technical assistance such as that of port captains, radio technicians, food monitors, telecommunications experts, air coordinators, fleet managers and civil engineers as short-medium-term measures while longer-term staffing arrangements were put in place.

55. During 1997, there were deployments of stand-by personnel and United Nations Volunteers amounting to over 160 person months. The personnel were provided by the Danish Refugee Council, the Norwegian Refugee Council, the Swedish Rescue Services Agency, the Swiss Disaster Relief and United Nations Volunteers. During 1997, WFP used the capacity of the Military and Civil Defence Unit of the Department of Humanitarian Affairs (DHA--now Office for the Coordination of Humanitarian Affairs (OCHA)) for several emergencies, permitting WFP to respond quickly and efficiently to the urgent needs of Afghanistan, Eastern DRC (Goma airlift), Kenya and Somalia (boat operations).
56. Two major contingency planning exercises were undertaken in 1997--a workshop for the Sahel region and a contingency planning exercise related to El Niño in southern Africa. The exercises have resulted in:
  - a) a heightened awareness and broad acceptance of the need for an inter-agency contingency planning process that integrates resourcing, strategy, programmes, and logistics;
  - b) the development of a multi-unit planning approach of the El Niño Southern Oscillation Task Force for southern Africa;
  - c) the establishment of WFP's Information System for Contingency Planning (JULIA), where all supporting information is placed in order to ensure that it remains viable and accessible to WFP and its partners.
57. During the year, the Augmented Logistics Intervention Team for Emergencies (ALITE) continued to take the lead in logistics capacity assessments for scenario-based contingency planning for future logistics interventions. During 1997, assessments were carried out on the potential effects of El Niño in the Sahel, southern Africa, Central America and the Pacific. WFP continued to provide valuable information on civilian and military cooperation, including on land-mines issues, and worked with humanitarian peacekeeping operations, as part of its preparedness strategy, on non-conventional emergencies.
58. In addition, a field study was carried out to review current arrangements for the management, use, and future preparedness and availability of logistics stocks to support the Programme's emergency operations. As a result of a number of the study's recommendations, WFP will restructure the Strategic Logistics Stocks for Africa arrangements as an initial response facility, with the primary source of supply located in Europe. This will enable logistics equipment to be more readily available to other operations worldwide.
59. The Defense Information Systems Agency of the United States assisted WFP in the areas of telecommunications and information exchange, logistics and commodity tracking, and geographical information systems. It conducted studies which provided valuable observations and recommendations in each of these areas.

## Relief assistance

### *Saving lives*

60. As in past years, much of WFP's emergency work in 1997 focused on operations in conflict situations, reaching a total of 4.2 million refugees/returnees and 14.9 million internally displaced persons. Despite the continuation of acute emergency situations such as in DRC (formerly Zaire) and Sierra Leone, there were many areas, such as Angola and Liberia, where relief aid moved out of life-threatening situations into rehabilitation activities. As a result, 1997 was a year of operations to assist returnees and internally displaced persons returning to their home areas. In many ongoing operations, more emphasis was placed on support for voluntary resettlement programmes.
61. With 10 million beneficiaries suffering from the consequences of drought and floods, 1997 was a year of dramatic increase in natural disasters for WFP. DPRK, the major focus during the year, had structural problems compounded by floods and drought. Other natural disaster operations of more traditional character were organized in Ethiopia, Kenya, Laos, Malawi, Mozambique, Tanzania, the Sahel and, by the end of the year, El Salvador, Guatemala, Honduras, Nicaragua, Panama and Somalia.
62. While WFP's work resulted in the alleviation of hunger and suffering, there were some tragedies in which WFP assistance was unable to reach the intended beneficiaries. Following a military coup in Sierra Leone, the population suffered seven months of civil strife; during this time, WFP assistance was nearly completely halted because of security conditions and the effects of regional sanctions. Refugees desperately moving from place to place in eastern DRC during the conflict and the Somalis stranded for weeks in the floods before assistance started to reach them are further examples of emergency situations in which humanitarian relief is confronted with political or financial constraints.

### **Lives at risk**

While WFP personnel are working to save the lives of people in need, their own lives are increasingly put at risk. Seven colleagues lost their lives in the course of duty during 1997: Jore Leitão in Angola; Sylvere Kaneza, Didace Nkezabera, Jean de Dieu Murawanshyaka and Naboth Baryamurjura, in Rwanda; and Abraham Michael Amasias and Kidane Tekle Giorgis in Ethiopia.

Some of WFP's largest operations are taking place in areas of conflict. In collaboration with the office of the United Nations Security Coordinator (UNSECOORD), major efforts have been made by the main United Nations operational agencies most directly affected, including WFP, to improve security arrangements for all staff. These include inter-agency arrangements for security training and stress counselling. In 1997, WFP personnel in the Great Lakes region participated in an UNSECOORD training workshop in Nairobi, and the WFP Field Security Coordinator attended a course in hostage negotiations. In line with its commitment to United Nations reform, WFP decided in 1997 to locate its new WFP Field Security Unit within UNSECOORD at United Nations headquarters as part of a United Nations common service. WFP also provides partial funding for a professional security officer within UNSECOORD's office.

### *Repatriation*

63. Improved security conditions in several countries allowed returnees and internally displaced persons to return to their home areas in 1997. WFP provided assistance to Rwandans returning from DRC (former Zaire); Somalis coming back from Ethiopia; Malian Tuareg refugees returning from Niger; Sierra Leonean refugees returning from Liberia; Sudanese moving back from Uganda to southern Sudan, while Ugandan refugees



returned home going in the opposite direction; Afghan returnees from Tajikistan; and internally displaced persons returning home in Guatemala and former Yugoslavia.

64. In Ethiopia 10,000 Somali refugees, out of a total of over 240,000, were expected to return home in 1997 under a Pilot Voluntary Repatriation Programme (PVRP) organized by UNHCR. WFP provided each returning Somali with a food package of 150 kilograms of cereals, 10 kilograms of pulses and five litres of oil. This food package meant guaranteed food security over the resettlement period. In 1998, the PVRP is to be extended to cover an additional 80,000 Somali refugees. The operation should reduce the current number of Somali refugees by one third, and should help returnees take initial steps along the road to recovery.

#### **Humanitarian assistance at the limit: staff evacuations**

In close coordination with the United Nations Security Coordinator (UNSECOORD), WFP carried out several evacuations of United Nations and NGO relief staff. In Afghanistan, regular evacuations of staff to Pakistan were carried out according to prevailing security conditions. In Kisangani (DRC), a locally chartered WFP aircraft was used in March 1997 to evacuate 46 United Nations and NGO staff, who were relocated to Kinshasa. In June 1997, WFP evacuated United Nations and NGO personnel from Brazzaville; WFP aircraft also provided additional air capacity to the French forces protecting Brazzaville airport and escorting road convoys of relief personnel from town to the airport. A total of 575 persons, including 381 United Nations staff, were evacuated in eight flights to Libreville or Pointe-Noire, using WFP-leased C-130s brought in from Angola. At the beginning of floods in Somalia, relief staff were evacuated by helicopter from Buále in southern Somalia. In Liberia, the "Salvator II", an ocean-going vessel chartered by the Programme and jointly paid by WFP and UNSECOORD, remained offshore in Liberia as a back-up security location for international relief workers. The "Salvator II" was released on 30 July 1997, having been used for the evacuation of 97 persons from Freetown to Conakry on her last voyage in May 1997.

#### **Recovery from crisis**

65. WFP's experience in protracted or complex emergency situations has demonstrated that traditional relief responses--treating a crisis as essentially an abnormal short-term event distinct from development--are often inadequate in addressing the needs of people who are trying to secure their livelihoods in a conflict situation. Development activities in support of a humanitarian effort can help prevent further deterioration and establish foundations for recovery and reconciliation.
66. In Angola, Cambodia, Ethiopia, Mozambique and Sudan, for example, WFP has introduced development activities in support of humanitarian efforts. In Angola, although the process of political reconciliation has not progressed as anticipated, WFP continued gradually to shift the focus of its assistance towards rehabilitation and resettlement, with a new emphasis on assistance to projects linked to the repair of communal infrastructure and support to the rehabilitation of agriculture. Assistance was also extended to recovery of the health and education sectors, which have suffered from years of civil war. Through its support to the demobilization campaign, WFP provided food to ex-soldiers during their first year of reintegration into civilian society.

#### **Disaster mitigation in Mozambique**

In 1997, WFP assisted the Government in the coordination of preparedness and mitigation efforts by NGOs, United Nations agencies and government entities. This included the facilitation of working groups in the areas of vulnerability and risk analysis, seed distribution and various assessment missions. To promote an inter-sectoral approach, WFP also funded the preparation of a comprehensive policy framework which proposes the objectives, principles and institutional

arrangements for disaster management in Mozambique. The policy framework was presented at a WFP-supported national workshop, with the participation of government authorities, academia, the private sector, donors, United Nations agencies and NGOs, and subsequently submitted to the Council of Ministers for review.

## Working in partnership

### *Participation in United Nations reform*

67. WFP fully supports the process of reform within the United Nations system, which was initiated by the Secretary-General in order to enable the Organization to address effectively the development and humanitarian challenges of the 21<sup>st</sup> century. WFP is an active participant in the United Nations Development Group (UNDG); it has consistently supported the expansion of common services and premises at the country level, including the establishment of "United Nations houses" whenever appropriate. WFP has been an advocate of strengthening the Resident Coordinator system with specific reforms, including improvements in Resident Coordinator selection and appraisal procedures. WFP is a participant in the United Nations Development Assistance Framework (UNDAF) process, seeking to achieve greater programme coherence and a complementary approach with development partners at the country level.
68. On the humanitarian side, WFP participates actively in the Inter-Agency Standing Committee (IASC) and the newly established Executive Committee on Humanitarian Affairs (ECHA), a principal instrument for policy development, decision-making and management within the United Nations. Collaboration was especially intense with respect to the recommendations on measures to improve the United Nations system's capacity to provide humanitarian assistance (ECOSOC resolution 1995/56) and the implementation of the Secretary-General's United Nations reform proposal. There is constant contact between WFP and the Office for the Coordination of Humanitarian Affairs (OCHA) regarding major complex emergencies.
69. The issue of human rights was identified in the Secretary-General's reform package as cutting across the four substantive fields of the Secretariat's work programme: peace and security, economic and social affairs, development cooperation and humanitarian affairs. WFP participates in discussions on how to "mainstream" or operationalize human rights into the work of individual organizations in development and humanitarian activities. All WFP operations aim at giving concrete realization to the "right of everyone to be free from hunger", as spelled out in Article 11 of the International Covenant on Economic, Social and Cultural Rights. WFP supports the efforts of the international community to further "implement and realize the rights related to food" as called for by the Resolution of the Commission on Human Rights, unanimously adopted on 23 April 1997. One issue of particular concern to WFP continues to be ensuring that arrangements are in place to meet the assistance and protection needs of internally displaced persons.

### *Enhancing operational partnerships*

70. Significant progress was made in 1997 in enhancing partnerships with United Nations organizations. A revised Memorandum of Understanding (MOU) was concluded with UNHCR in March 1997 (replacing the 1994 version). Important new or revised elements of the MOU include those related to better assessment of the numbers and needs of beneficiaries, to be agreed jointly by WFP and UNHCR; monitoring and reporting; the role of WFP in the final distribution of food, for which it is accountable to donors; monitoring the food pipeline; timely information sharing; commitments to women and children; and the development of joint plans of action in the field.

### **New WFP/UNHCR guidelines for estimating food and nutritional needs**

Ensuring an adequate basic ration is considered to be of utmost importance at the onset of an emergency. Adequacy is defined as meeting minimum energy, protein, fat and micronutrient requirements. The ration should also be varied, culturally acceptable, fit for human consumption and suitable for children.

Until 1997, WFP was using a planning figure of 1900 kilocalories for emergency rations. However, recent research has indicated that this is too low, particularly for women. In line with recommendations from the World Health Organization (WHO) and the Committee on International Nutrition (CIN), a new ration planning figure of 2,100 with 10 to 12 percent of the energy from protein and 17 percent from fat will be applied in all new emergency operations and revisions of existing refugee operations. This would cover the energy needs of a typical population in a developing country, assuming standard population distribution, body size, ambient temperature, pre-emergency nutritional status and a light physical activity level of 55 percent above the basal metabolic rate (BMR) for males and 56 percent for females.

The establishment of this initial reference value for emergency feeding will allow rapid planning of and response to the food and nutritional requirements in the early days of an emergency. However, the figure will be used with flexibility: activity level, environmental temperature, and health, nutritional and physiological status will also be taken into account as the operation evolves.

71. A Memorandum of Understanding between WFP and UNICEF was signed in February 1998, defining the responsibilities of WFP for the supply of basic food commodities and of UNICEF with regard to sanitation, water, health and protection of children. A technical agreement with FAO's Global Information and Early Warning System (GIEWS), aiming at strengthening collaborative arrangements in early warning systems and capacities, was also signed in 1997.
72. For a number of years, WFP has collaborated with the World Bank on development projects as well as in emergency-related work. At present, there are 25 WFP-assisted development projects--14 in Africa, seven in Asia and four in Latin America--that either have collaborative arrangements or are complementary to the Bank's sector work. Fruitful collaboration with the Bank also exists in the context of emergencies and in post-emergency assistance (e.g., in Mozambique and Somalia).

### **Operational collaboration with United Nations agencies and Bretton Woods institutions**

WFP seeks cooperation and coordination with partner agencies in order to strengthen the effect of its programmes and ensure that participants optimally benefit from WFP interventions.

- The Country Programme in Yemen, for example, includes an agriculture activity which was developed with the collaboration of FAO and UNDP. The three agencies participated actively in the identification and appraisal processes, and will contribute to the technical support requirements during the activity's implementation. The activity includes a technical assistance component funded by the UNDP Poverty Eradication and Employment Generation Programme and implemented by FAO; WFP provides assistance to food-insecure families living in remote disaster-prone areas, thus enabling them to undertake preventive measures to guard against drought and floods.
- In Angola, WFP has collaborated with FAO and IFAD to design a joint project for the rehabilitation of agriculture in the northern province of Uige. The project is funded by the Government of Italy. As its contribution to the joint effort, WFP supports the rehabilitation of local infrastructure, such as feeder roads and bridges to facilitate the access of small farmers to markets through FFW activities. FAO assists in the restitution of the agricultural extension system as a complement to the provision of credit facilities by IFAD.
- In Mali, IFAD contributes to the funding of a food security programme (PSARK--Programme de Sécurité Alimentaire et des Revenus dans la Région de KIDAL). WFP, through FFW, ensures that

the resettling population is fed until productive and social infrastructure has been built up and has become operational.

- In Mozambique, a recently approved project focuses on the rehabilitation of social infrastructure where the reconstruction of health centres is being supported by both the World Bank and WFP, with WFP support provided in the form of food for work. In this project, the World Bank has entrusted WFP with the management of the funds in view of the Programme's extensive presence in the country.

73. Collaboration between WFP and the International Committee of the Red Cross (ICRC) benefited from the exchange of letters between the Executive Heads of the two agencies in September 1996. For example, in Albania, ICRC was consulted at the design stage of a food assistance programme for 400,000 people in institutions and to destitute victims of conflict. An agreement was reached by which WFP would provide assistance to those parts of the country accessible to it, and ICRC would cover the rest. Regular meetings ensured full coverage and avoided duplication; the two agencies helped each other out with food stocks when bottlenecks occurred.

74. Relationships between WFP and over 1,000 NGOs with which WFP is collaborating worldwide continued to be based on the principle of partnership. The annual WFP/NGO Consultation, held in September 1997, consolidated the dialogue with key NGO partners on issues of common interest such as reimbursement of distribution and monitoring costs, policy on gender and preparedness for El Niño; the sharing of ideas and proposals on the issue of security of staff also allowed WFP to echo NGOs' concerns in relevant United Nations fora. Two additional global MOUs on collaborative working arrangements were signed in 1997 with the Adventist Development and Relief Agency (ADRA) and the Action contre la Faim network, bringing the total number of general MOUs with NGOs to 12. These MOUs are tools for strengthening operational collaboration and clarifying responsibilities in order to optimize the comparative advantages of each organization.

#### **WFP collaboration with NGOs in DPRK**

The Food Aid Liaison Unit (FALU), which commenced operation in early 1997, is a creative and dynamic experiment in WFP-NGO collaboration. FALU was set up within the WFP office in Pyongyang to deal directly with NGOs which wish to contribute food assistance through WFP. FALU briefed 70 NGO delegations seeking to channel food and other aid to victims of famine in DPRK. Many NGO missions were accompanied on field and monitoring trips. The total amount of food aid channelled by NGOs through WFP/FALU in 1997 was 55,000 tons, an amount expected to double in 1998. Cooperation between WFP and NGOs is reflective of a highly positive spirit of partnership. There has also been a shared recognition of the need for collective coordination to ensure that the food reaches those most in need.

## **INCREASED ACCOUNTABILITY**

### **Strategic and Financial Plan (1998-2001)**

75. In early March 1997, senior managers from Rome and from regional and country offices met in Nairobi, Kenya to discuss the challenges, constraints and aspirations of WFP in planning for the immediate future. This resulted in WFP proposing a set of 10 strategic priorities under two distinct categories: a) People-Centred Approach to Programming Food Aid; and b) Organizational Capacity and Resources. The Plan was endorsed by the Executive Board at its Annual Session in May 1997.

## Improving Financial Management and Information Systems

76. The Financial Management Improvement Programme (FMIP) was launched in 1995 to improve WFP's financial management and accounting capability. Solid progress has been made on the strategic system projects that form the core of the FMIP. In the first half of 1997, a comprehensive set of system requirements was defined to support financial and human resource activities which will guide the selection of an integrated software package. Related efforts responding to procurement management needs also began in late 1997.
77. The Resource Mobilization System, created to support WFP in raising and managing contributions, was fully designed, and development started in the fourth quarter. Implementation of the system will be largely completed by the end of the first quarter of 1998.
78. In 1994, well before the scope of the FMIP had been fully defined, the cost of implementation had been very roughly estimated at about 19 million dollars. This included system improvements limited to primarily financial activities. As a more detailed assessment of the requirements was undertaken in 1995, the need to broaden the FMIP scope was acknowledged. This revised coverage not only addressed purely financial activities, but also project management, resource mobilization, programming, transport, procurement and human resource management.
79. Since this revised scope was endorsed in 1995, there has been a 12 percent increase in the estimated cost of implementation. This is primarily due to two factors: i) better estimates, as specific projects become more fully defined; and ii) a longer implementation period. The implementation period has been extended to four years, rather than three as originally planned, with most of the FMIP projects now scheduled for completion by the end of 1999. Despite the massive worldwide surge in demand in the information technology industry, WFP has managed to keep costs under control. In large part this has been possible through contracting individual consultants rather than large firms.
80. Specific donor contributions and funding from WFP core budget to the FMIP have thus far reached 16.4 million dollars. This leaves a funding shortfall of about 15 million dollars, which will be required during the 1998-99 biennium. Interim financing has, however, been approved by the Executive Board's agreement to advance 10 million dollars to the FMIP through the 1998-99 budget.

## Enhanced reporting systems

81. Following extensive consultations with WFP field offices, donors and implementing partners, WFP introduced standardized project reporting. In 1997, standard project reports covering 75 operational projects were prepared and posted on the WFP web site. Each report shows the objectives of the project, mode of implementation, resources used and the impact of the project on beneficiaries. It also provides operational and financial information. This major improvement in the way that WFP accounts for contributions has many benefits: reduced administrative costs, increased efficiency for the donor and WFP staff; and increased transparency. WFP expects to extend the use of the standard project report progressively to all operational projects.
82. In addition, WFP continued to develop a standard commodity tracking system, to enhance pipeline management. Moreover, a transport contracts monitoring system was developed to assist in the management and administration of overland transport activities. These systems will be implemented by the Transport and Logistics Division during 1998.
83. During 1997, a standard model for the computation of landside transport, storage and handling (LTSH) costs was developed and implemented. The new LTSH cost estimation

matrix shows in greater detail how LTSH rates are established, and documents the cost elements covered by LTSH budgets for each project. All country offices have been provided with the new LTSH cost estimation model, together with the requisite guidelines.

### Telecommunications improvement and infrastructure development

84. The Connectivity Project, which began in late 1996 in support of WFP's decentralization, is installing a corporate-wide area network to provide e-mail and remote data services to all country offices. All WFP country offices have received the basic connectivity equipment and are now in the process of installing it.
85. Recognizing the importance of treating United Nations telecommunications as a common service, WFP actively collaborated with several other United Nations agencies in 1997. In November, WFP hosted the United Nations Inter-Agency Telecommunications Advisory Committee meeting. Concrete activities included sharing WFP networks and services with UNICEF in the Great Lakes region, with considerable cost savings for both agencies; WFP's link to the United Nations Telecommunications Backbone and several of its country offices through United Nations peacekeeping facilities in Brindisi (Italy); and collaboration with the United Nations Department of Peacekeeping Operations (DPKO) and UNHCR on a European Satellite down-link.

### Tools for improved accountability

86. In 1997, the Office of Inspection and Investigation (OEDI) carried out investigations in six countries to address such issues as misappropriation of WFP funds, loss of cash in country offices, theft of equipment, unapproved outside business on the part of staff members, and discrepancies in accounts. In addition, OEDI made seven routine inspections of country offices and took part in two regional meetings in Latin America and Africa. During these visits, OEDI shared with Country Directors and other key staff the main lessons learned and best practices identified in such areas as beneficiary monitoring, food administration, management of monetized funds, safeguarding of cash, proper handling of safes, and use of WFP equipment. The Office worked closely with key headquarters units to identify areas where guidance was needed (e.g., insurance of cash in transit, bank payment security and transport contracts).
87. The activities of the Office of Internal Audit (OEDA) focused on strengthening accountability in regional and country offices. Efficiency improved through continued coordination with the external auditors and FAO internal auditors, use of outsourced audit services, and training and development of audit staff.
  - a) Headquarters audits. OEDA audited FMIP and the shipment of household goods, and conducted reviews and commented on: development of investment policies; monitoring and determination of LTSH rates; standardized donor reporting, framework agreement with a major donor; guidance for non-food procurement; user requirements for proposed financial management and commodity tracking systems; and streamlining of procedures relating to travel, staff leave, overtime, special post allowances, hiring of temporary staff, delegation of authority, inventory forms and use of official vehicles.
  - b) Monetized funds. OEDA reviewed 40 reports of local external auditors for the 1996 audit cycle covering 60 countries.
  - c) Field audits. Internal auditors visited 13 regional and country offices and issued 413 audit recommendations (326 for the 1997 audit mission, 53 for 1996 and 34 for 1995) which generated 739 responses highlighting actions and decisions taken by

management. Recommendations to the regional and country offices addressed improvements in: financial management and reporting; commodity management and tracking; property management; procurement of food and non-food items, and transport and logistics including ITSH/LTSH; personnel management and payroll; computer and information systems; and local resource mobilization.

- d) Ad hoc and routine audit services. Ad hoc services included: review of Executive Board documents on the 1998-99 budget (review of cost studies, use of interest income, Resource and Long-term Financing policy); preparation of EB documents on the appointment of the External Auditor, including procedures for future selection and appointment, and revisions to the Financial Regulations; and review of 21 MOUs and agreements with donors and implementing partners. Routine audit services relative to procurement procedures continued to ensure transparent execution of such procedures.

## BETTER MANAGEMENT SYSTEM

### Organizational change

88. The organizational change, launched in a Programme-wide participative way in 1996, entered into effect in 1997. Major decisions were made in February 1997 to make WFP more efficient, more strategically-oriented and closer to its clients: the beneficiaries. By the end of the year, eight regional offices were set up, and three more will follow in 1998. Decision-making was decentralized to the field with a view to giving greater responsibility to Country Directors. Staff were assigned to provide technical and administrative support to regional and country offices, implement regional operations, and better advocate for the hungry poor and WFP programmes on a regional basis.
89. Accomplishments during the year included a series of delegations of authority to the field for the design and approval of projects and activities, personnel actions, procurement and financial management. Regional Bureaux in Rome were downsized, and support services were reorganized. Although much was done in 1997, the "work in progress" still needs to be pursued in 1998. Change objectives will continue to be regularly monitored to ensure full implementation of decisions. Efforts still need to be made in: training and systems development to support field-based financial management; finalization of manuals and guidelines; support of the new advocacy role for senior managers; and strengthening of information management.

### New premises for WFP headquarters

After an extensive search for new premises (34 buildings were considered), the lease for the new WFP headquarters was finally signed in June 1997. The move was to take place by the end of the year, transforming the last months into a race against time. On 19 January 1998, the 600 headquarters staff members moved to a new 22,000 square metre building, out of which about 11,000 of office space. A large Auditorium, located within the building and with a seating capacity of over 300, hosted its first Executive Board session in February 1998. This was made possible thanks to the continued generous support of the Government of Italy.

### Development of human resources

90. A major, systematic review of the Human Resources (HR) Division's mandate, structure and functions resulted in a set of actions to adapt WFP to the new organizational structure. In this framework, the Division:

- a) determined the configuration and staffing needs of the regional offices;
  - b) delegated significant authority to headquarters and field managers;
  - c) launched a comprehensive training programme of Executive Staff and Senior Managers, focused on strengthening the ability to manage under the new delegations of authorities;
  - d) initiated the process of reviewing and, where necessary, developing new HR policies with a view to streamlining and/or eliminating existing processes;
  - e) developed and delivered a comprehensive training programme to assist HR staff in assuming new functions and supporting the new delegations of authority;
  - f) established and staffed the new Career Development and Training Branch.
91. An extensive study of all HR processes and systems, the "Re-engineering Review", was also completed in July. As a result, the Division:
- a) restructured the Recruitment and Staffing branch;
  - b) determined the requirements for a comprehensive computer system, to be integrated with the new WFP Financial Management system, for the more efficient and accurate processing and tracking of HR actions;
  - c) conducted an evaluation of the current WFP Management and Appraisal of Performance (MAP) process and proposed revisions to streamline and improve the quality of the process;
  - d) streamlined the position classification process;
  - e) updated, simplified and automated about 50 standard forms;
  - f) initiated an "orientation programme" to deliver pertinent job- and location-specific information effectively to staff.
92. The total number of WFP regular staff at the end of 1997 was 2,106 (71.3 percent in country offices and 28.7 percent at headquarters), against 2,069 in 1996. Another 2,009 people have been working under short-term or consultancy contracts, against 2,178 in 1996.

| Category                                      | All | Female | % female |
|-----------------------------------------------|-----|--------|----------|
| <b>PROFESSIONAL</b>                           |     |        |          |
| <i>Unified Service staff</i>                  | 244 | 62     | 25       |
| In country offices                            | 151 | 32     | 21       |
| At headquarters                               | 93  | 30     | 32       |
| <i>Specialist staff and higher categories</i> | 79  | 28     | 35       |
| In country offices                            | 2   | 0      | 0        |
| At headquarters                               | 77  | 28     | 36       |
| <i>Staff on non-core project contracts</i>    | 304 | 93     | 31       |
| In country offices                            | 238 | 58     | 24       |
| At headquarters                               | 66  | 35     | 53       |
| <i>Junior Professional Officers</i>           | 48  | 26     | 54       |
| In country offices                            | 36  | 20     | 56       |



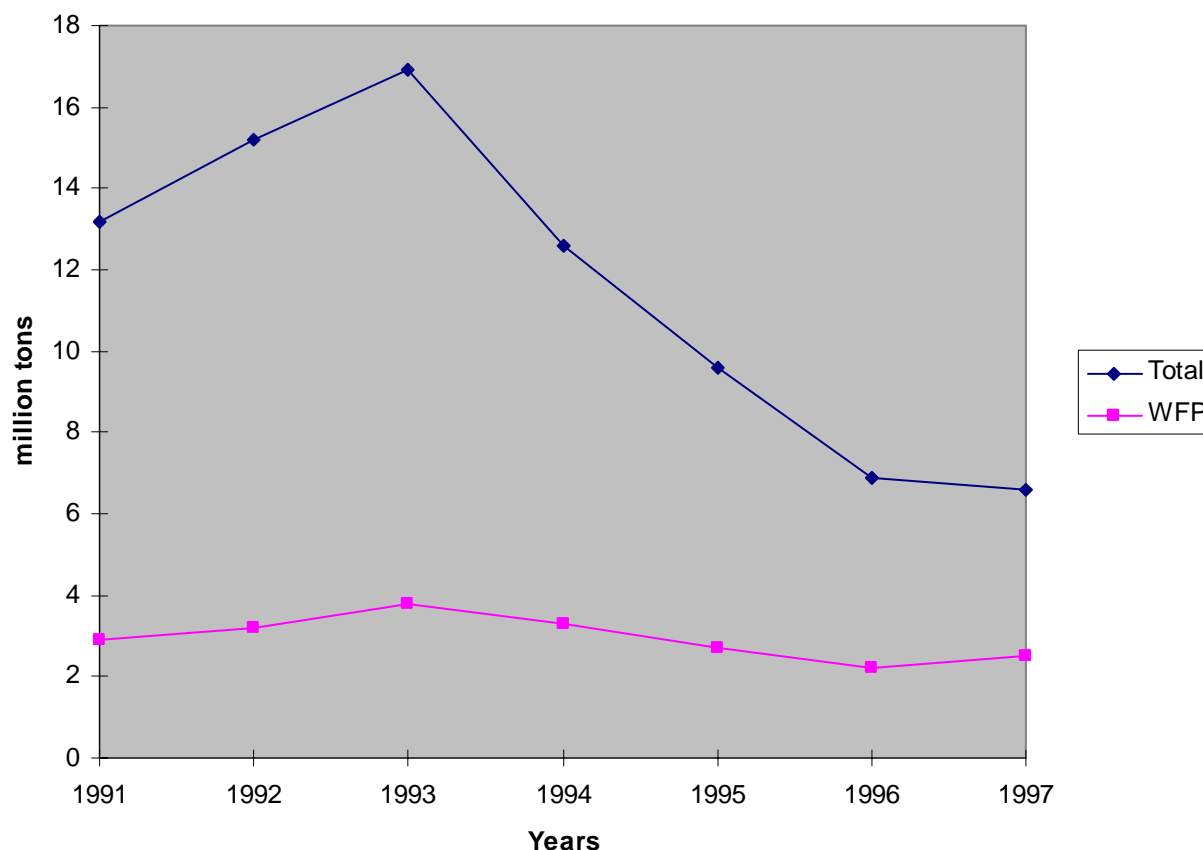
| Category                                           | All          | Female     | % female  |
|----------------------------------------------------|--------------|------------|-----------|
| At headquarters                                    | 12           | 6          | 50        |
| <i>Subtotal International Professional staff</i>   | 675          | 209        | 31        |
| In country offices                                 | 427          | 110        | 26        |
| At headquarters                                    | 248          | 99         | 40        |
| <i>United Nations Volunteers (country offices)</i> | 83           | 23         | 28        |
| <i>National Officers (country offices)</i>         | 117          | 29         | 25        |
| <b>TOTAL, PROFESSIONAL</b>                         | <b>875</b>   | <b>261</b> | <b>30</b> |
| <b>GENERAL SERVICE</b>                             |              |            |           |
| At headquarters                                    | 333          | 257        | 77        |
| In country offices (International)                 | 12           | 10         | 83        |
| In country offices (National)                      | 886          | 228        | 26        |
| <b>TOTAL GENERAL SERVICE</b>                       | <b>1 231</b> | <b>495</b> | <b>40</b> |
| <b>TOTAL ALL STAFF</b>                             | <b>2 106</b> | <b>756</b> | <b>36</b> |
| In country offices (71.3%)                         | 1 525        | 400        | 26        |
| At headquarters (28.7%)                            | 581          | 356        | 61        |

## MOBILIZATION OF RESOURCES

### Global decline in food aid

93. Overall food aid deliveries for 1997 are estimated at 6.6 millions tons. This represents about 7 percent less than in 1996 and far below the 1993 record level of 16.9 million tons. Estimated deliveries in 1997 consisted of 5.9 million tons of cereals and 0.7 million tons of other commodities.
94. For the first time, food aid delivered through multilateral channels (of which WFP accounted for more than 95 percent) represented significantly more than that provided bilaterally. The share of the multilateral channels has increased from 33 percent in 1996 to 41 percent in 1997. NGOs represented 29 percent, while 30 percent was provided on a government-to-government basis.
95. With regard to the category of food aid delivered, relief aid represented about 41 percent (against 35 percent in 1996), and development aid 34 percent (against 24 percent in 1996): these two categories, which constitute "targeted" food aid, have therefore significantly increased, while the share of programme food aid declined from 41 percent in 1996 to 25 percent in 1997.
96. Estimates of geographical distribution have shown an increase of deliveries in South and East Asia, which represented 35 percent in 1997 against 27 percent in 1996. Sub-Saharan Africa continued to receive about 34 percent. The major decrease relates to Europe and the CIS whose share declined from 18 percent to 12 percent. North Africa and the Middle East and Latin America remained more stable, with eight percent and 11 percent, respectively.

### Food Aid Flows 1991-1997



#### Food Aid Convention

The Food Aid Convention (FAC) secures a minimum annual level of food aid through a joint commitment by its donor signatories. In 1995, the minimum level was reduced from 7.5 million tons to 5.35 million tons of grain per year. This is the lowest level of commitment since the World Food Conference target of 10 million tons was established in 1974.

The current Convention expires in 1999. Donors are now considering how a new FAC can better meet the needs of the world's food-insecure. Some of the new ideas being considered include: focusing more on the neediest countries to help cope with agricultural trade reform; expanding the types of commodities which can be contributed; expanding the range of donors; and recognizing some of the additional costs met by donors in ensuring better uses of food aid.

WFP participates in FAC meetings as an observer. In 1997, the Programme was invited to share its views on the content of a new FAC. WFP suggested the following for consideration:

- promoting a more people-centred approach by encouraging donors to use food aid in ways that are most likely to give a lasting benefit to poor and hungry people;
- confining the range of eligible commodities to those typically eaten by hungry poor people in developing countries;
- sharpening the focus of food aid on the neediest countries; and
- achieving greater stability in food aid supplies, particularly in years when world prices are high.

#### Contributions, commitments and shortfalls

97. Donors continued to fund generously WFP-supported projects and operations in 1997. Total contributions amounted to 1,311 million dollars: 347 million for development

activities (26.4 percent), 581 million for emergency (44.4 percent--including 17 million dollars to the Immediate Response Account and 16 million for special operations) and 319 million (24.3 percent) for protracted relief operations. The remaining 64 million dollars (4.9 percent) includes bilateral and other contributions such as Junior Professional Officers and FMIP.

98. WFP has continued to try to balance expected development aid resources with projected needs. In 1997, the outstanding balance of commitments (undelivered part of approved activities) was reduced from 2.4 million tons at the beginning of the year to 1.7 million tons at the end. The number of new projects decreased in 1997, and several ongoing projects were reduced, or were not extended. The total amount of new development commitments dropped to 379,000 tons, which represents 79 percent of the amount of the new commitments approved in 1996 and 41 percent of the 1995 level.
99. In 1997, donors made fewer non-directed multilateral donations to development projects. Only 65 percent of resources for development projects were multilateral in 1997, down from 75 percent in 1996. WFP is concerned about this increasing trend to direct multilateral funds to specific countries and/or projects, which makes it difficult to target resources consistently to the neediest projects, and tends also to reduce the cost-effectiveness of operations.
100. Contributions for emergency operations amounted to 1.07 million tons in 1997, against estimated net requirements of 1.14 million tons, leaving 73,000 tons, or six percent, unresourced. Since 94 percent of the resources received for emergency operations is in response to appeals through which donors direct contributions to specific operations, some operations such as the one in Iraq, or smaller, less visible operations, such as those in Laos or Armenia, have been chronically under-funded. In some cases, such as Ethiopia, the lack of untied contributions has also limited WFP's ability to respond in a timely manner to urgent food emergencies.
101. Forty new emergency operations were approved in 1997 with a total requirement of 1.97 million tons, valued at 1,031 million dollars, representing significant increases over 1996. It should be noted that the 1997 commitments for emergencies include the very large operation in DPRK for 1998, approved in December 1997.
102. Protracted relief operations were also well resourced in 1997, with 93 percent of all requirements being covered. This high rate reflects both a reduced level of requirements and a substantial carry-over of contributions received during the latter part of 1996. Compared with emergency operations, the level of unrestricted multilateral funding for PROs has been much higher--42 percent--which has facilitated the resourcing of PROs.

### Resource mobilization strategy

103. WFP placed an increased emphasis on resource mobilization in order to strengthen and broaden its financial base as well as improve the predictability and reliability of funding. A concentrated effort was made throughout 1997 to identify new non-traditional funding sources as well as enhance coordination between headquarters and field offices in fund raising.
104. For the first time, WFP has been able to secure a large in-kind contribution from the private sector--Archer Daniels and Midland from the United States--for the emergency feeding operation in DPRK. An Italian company--Barilla--has also provided a significant in-kind contribution for WFP's operations in former Yugoslavia. Notable progress has been made throughout the year by WFP's Office in Yokohama, Japan, to secure donations from individuals and various Japanese NGOs. Almost 400,000 dollars has been raised for

several WFP operations in Africa and Asia. The Organization of Petroleum Exporting Countries (OPEC) contributed a large donation for WFP's emergency operation in DPRK.

105. The "Friends of WFP-USA", launched in 1996 to encourage private and corporate contributions from the United States, collected over 700,000 dollars in 1997, a promising sign. This type of fund-raising instrument will be set up in other countries where situations permit.
106. WFP and the Government of China organized a tour for selected donors and some members of the Executive Board, which provided a unique opportunity to visit a variety of development projects in China. WFP also organized a visit to DPRK for several donors, which allowed participants to witness the implementation of an important emergency operation and assured them that the food provided to WFP was going to the intended beneficiaries.

## STRONGER ADVOCACY

### Advocacy, media and public campaigns

107. In 1997, WFP undertook an information campaign in the mainstream media to raise its profile and to advocate on behalf of the hungry poor. A key issue in this campaign was the food crisis in DPRK. WFP's advocacy efforts were vital both in convincing the international community that the crisis was real and in increasing public support for urgently needed food aid. Photographs taken by WFP staff did much to convince the international donor community to put political considerations aside and come to the aid of millions of North Koreans. They made the effects of hunger all too real. Videos and photographs illustrating how the food crisis had affected schoolchildren, hospital patients and the rest of the population were distributed to the mainstream news media and to NGOs with a view to raising money for the operation. The Executive Director and the Deputy Executive Director visited the country and, throughout the year, repeatedly briefed the international community and media in key donor capitals on the need for food assistance to DPRK.
108. WFP advocacy efforts focused on other areas as well. Following predictions by climatologists of floods and drought induced by El Niño, WFP launched a global campaign, through briefings and press conferences, to alert the international community to the potential effects of El Niño in the poorest countries.
109. The campaign highlighted the plight of more than one million people who were stranded by disastrous floods attributed to El Niño in Kenya and Somalia. At the height of the crisis, the Executive Director visited Somalia to build support for international relief efforts in the Region.

#### Seminar on "Ending the Inheritance of Hunger"

"Hunger leaves scars. Some are visible, some are hidden. Malnourished women give birth to babies whose start in life is already compromised by their small size and weight. Low birth weight begins the cycle of hunger. These infants often fail to fulfil their physical and mental potential. If not corrected, inadequate nutrition during the first years of life will jeopardize these individuals' performance during school-age and as adults."

With these words, Catherine Bertini opened a seminar on "Ending the Inheritance of Hunger" on 31 May 1997. The event was jointly organized by WFP and the United Nations University. It brought together at WFP's headquarters eminent scholars, Executive Board members and other guests from

United Nations and FAO Member States, United Nations agencies and NGOs, as well as WFP staff members.

The seminar was part of a broader effort to exchange information and develop policy directions for WFP's work in tackling hunger that makes poverty an intergenerational phenomenon. Keynote speakers were the World Food Prize Laureate, Professor Nevin Scrimshaw (who gave a presentation entitled "The Lasting Damage of Early Malnutrition"); Nobel Prize Laureate Professor Robert Fogel ("The Global Struggle to Escape from Chronic Malnutrition"); and the Alan Shawn Feinstein World Hunger Award winner, Professor Amartya Sen ("Entitlement Perspectives of Hunger"). Professor Cutberto Garza of the United Nations University moderated the presentations and the discussion which followed. The seminar reinforced the conviction that tackling "early malnutrition" is a good investment of scarce food resources.

The lectures are available as a WFP publication, "Ending the Inheritance of Hunger" and on the WFP web site.

### **New communication tools for stronger advocacy**

110. WFP's web site "www.wfp.org" provides information on all aspects of WFP policies and operational activities. This information includes Global Food Aid statistics, country-specific information on vulnerability analysis and mapping (VAM), appeals, status of needs, contributions, requirements and projections. Since the beginning of 1997, all Executive Board documents have been available on the web site. In addition, Standardized Project Reports are available to partner countries in a restricted "Member States and Donor Information" area. Seeking new ways of improving Internet communication among the Rome-based Permanent Representations, WFP has set up Internet access facilities and provided free training. In 1997, 38 Representations, with a majority coming from developing countries, participated in the training. Each month, more than 14,000 people access the WFP home-page. The EB documents are viewed or downloaded by an average of 500 people a month. The special page on DPRK attracted 500 to 600 people. Many of them have generously responded by sending contributions for WFP projects supporting the affected population in DPRK.

# ANNEXES AND MAPS

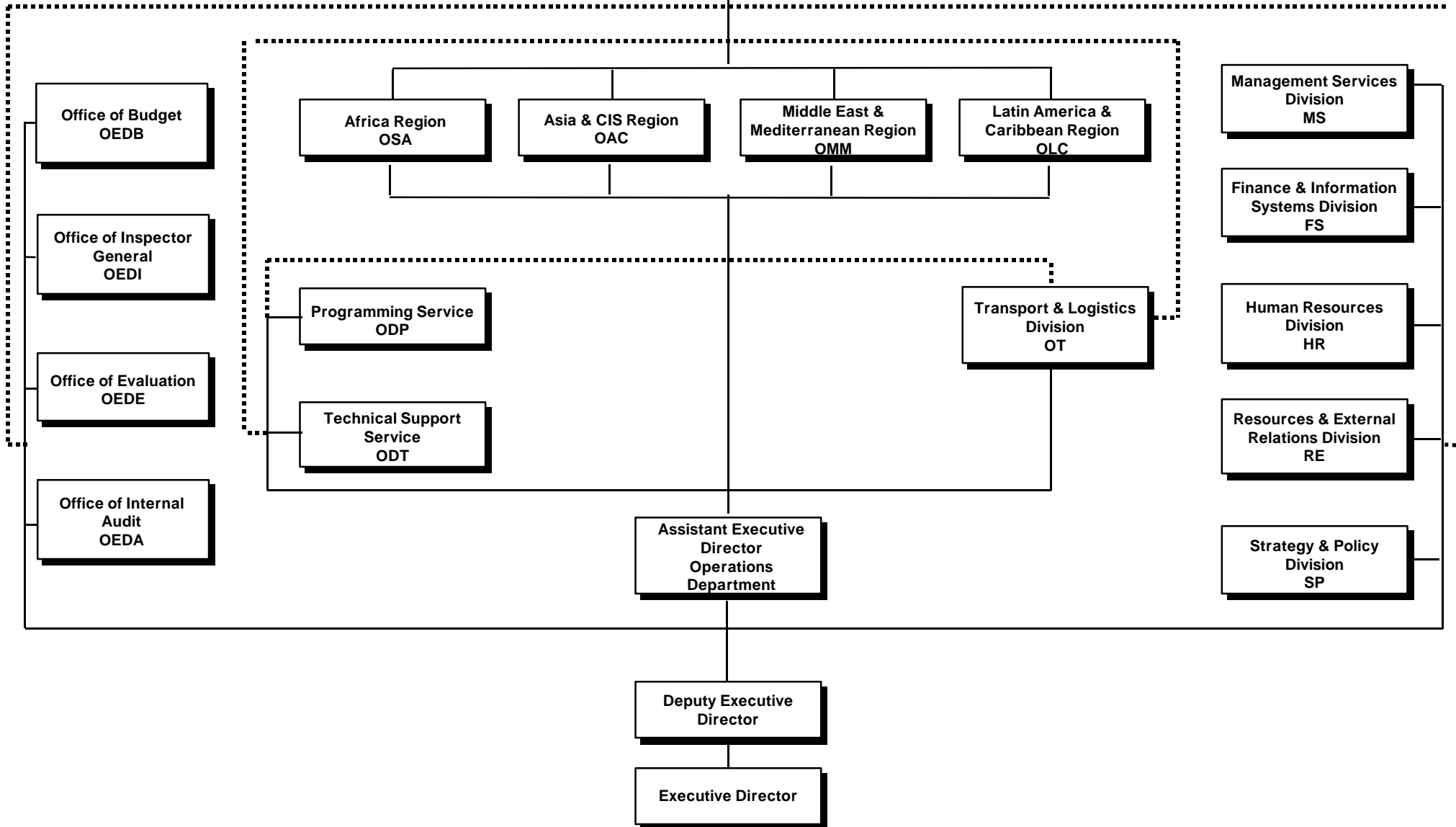


# WFP ORGANIZATIONAL CHART (31 March 1998)

## ANNEX I



**COUNTRY AND REGIONAL OFFICES**



| <b>ANNEX II: GLOBAL FOOD AID PROFILE 1992-97</b> |  |      |      |      |      |      |                   |
|--------------------------------------------------|--|------|------|------|------|------|-------------------|
|                                                  |  | 1992 | 1993 | 1994 | 1995 | 1996 | 1997 <sup>1</sup> |

|    |                                                                           | 1992 | 1993 | 1994 | 1995 | 1996 | 1997 <sup>1</sup> |
|----|---------------------------------------------------------------------------|------|------|------|------|------|-------------------|
| 1. | Total food aid deliveries (in million tons – cereals in grain equivalent) | 15.2 | 16.9 | 12.6 | 9.7  | 7.0  | 6.6               |
|    | Cereals                                                                   | 13.4 | 15.1 | 10.7 | 8.4  | 6.2  | 5.9               |
|    | Non-cereals                                                               | 1.8  | 1.8  | 1.9  | 1.3  | 0.8  | 0.7               |
| 2. | Food aid procurement in developing countries (percent of total)           | 9.5  | 9.7  | 11.6 | 10.5 | 9.3  | 9.9               |
| 3. | Food aid deliveries by channel (percent of total)                         |      |      |      |      |      |                   |
|    | Bilateral                                                                 | 60   | 65   | 52   | 51   | 47   | 30                |
|    | Multilateral (WFP representing more than 95 percent)                      | 22   | 22   | 27   | 28   | 33   | 41                |
|    | NGOs                                                                      | 18   | 13   | 21   | 21   | 20   | 29                |
| 4. | Food aid deliveries by category (percent of total)                        |      |      |      |      |      |                   |
|    | Programme                                                                 | 50   | 60   | 44   | 42   | 41   | 25                |
|    | Relief                                                                    | 33   | 25   | 34   | 34   | 35   | 41                |
|    | Project                                                                   | 17   | 15   | 22   | 24   | 24   | 34                |
| 5. | Food aid deliveries by region (percent of total)                          |      |      |      |      |      |                   |
|    | Sub-Saharan Africa                                                        | 40   | 29   | 34   | 32   | 34   | 34                |
|    | South and East Asia                                                       | 18   | 12   | 20   | 23   | 27   | 35                |
|    | Europe and CIS                                                            | 20   | 41   | 28   | 28   | 18   | 12                |
|    | Latin America and Caribbean                                               | 12   | 12   | 11   | 10   | 11   | 11                |
|    | North Africa and Middle East                                              | 10   | 6    | 7    | 7    | 10   | 8                 |
| 6. | Food aid deliveries by country special status category (percent of total) |      |      |      |      |      |                   |
|    | Deliveries to developing countries                                        | 87   | 68   | 86   | 88   | 91   | 92                |
|    | Deliveries to low-income, food-deficit countries                          | 80   | 62   | 78   | 80   | 82   | 81                |
|    | Deliveries to least developed countries                                   | 44   | 29   | 45   | 41   | 45   | 50                |
| 7. | Total cereal food aid deliveries expressed as percent of:                 |      |      |      |      |      |                   |
|    | World cereal production                                                   | 0.7  | 0.8  | 0.6  | 0.4  | 0.3  | 0.3               |
|    | World cereal imports <sup>2</sup>                                         | 6.2  | 7.1  | 5.6  | 4.1  | 3.0  | 2.9               |
| 8. | Cereal food aid deliveries to LIFDC expressed as percent of:              |      |      |      |      |      |                   |
|    | LIFDC cereal production                                                   | 1.3  | 1.1  | 1.0  | 0.7  | 0.5  | 0.5               |
|    | LIFDC cereal imports <sup>2</sup>                                         | 14.8 | 13.3 | 13.5 | 9.8  | 6.7  | 8.0               |

<sup>1</sup> Provisional.

<sup>2</sup> Import statistics refer to July/June periods ending in the reported years except for rice, which refers to the calendar year shown.

Source: WFP (INTERFAIS), March 1998 and FAO, Food Outlook, February 1998.



**ANNEX III TABLE 1: WFP OPERATIONAL EXPENDITURES<sup>1</sup> BY REGION AND TYPE 1993-97 (thousand dollars)**

|                                           | 1993              |            | 1994              |            | 1995              |            | 1996              |            | 1997 *            |             |
|-------------------------------------------|-------------------|------------|-------------------|------------|-------------------|------------|-------------------|------------|-------------------|-------------|
|                                           | Expen-<br>ditures | %          | Expen-<br>ditures | %          | Expen-<br>ditures | %          | Expen-<br>ditures | %          | Expen-<br>ditures | %           |
| <b>GRAND TOTAL</b>                        | <b>1 503 178</b>  | <b>100</b> | <b>1 412 995</b>  | <b>100</b> | <b>1 096 661</b>  | <b>100</b> | <b>1 077 309</b>  | <b>100</b> | <b>1 081 146</b>  | <b>####</b> |
| <b>DEVELOPMENT</b>                        | <b>398 386</b>    | <b>27</b>  | <b>311 474</b>    | <b>22</b>  | <b>340 844</b>    | <b>31</b>  | <b>279 091</b>    | <b>26</b>  | <b>332 691</b>    | <b>31</b>   |
| <b>Agricultural and rural development</b> | <b>217 380</b>    |            | <b>180 923</b>    |            | <b>175 008</b>    |            | <b>134 276</b>    |            | <b>185 345</b>    |             |
| Agricultural production                   | 141 705           |            | 134 919           |            | 149 213           |            | 116 037           |            | 159 466           |             |
| Food reserves                             | 4 662             |            | -17               |            | 3 896             |            | 821               |            | -143              |             |
| Rural infrastructure                      | 58 243            |            | 29 596            |            | 19 197            |            | 16 059            |            | 19 725            |             |
| Settlement                                | 12 770            |            | 16 425            |            | 2 702             |            | 1 359             |            | 6 298             |             |
| <b>Human resource development</b>         | <b>181 006</b>    |            | <b>130 551</b>    |            | <b>165 836</b>    |            | <b>144 815</b>    |            | <b>147 346</b>    |             |
| MCH and primary schools                   | 169 298           |            | 109 486           |            | 140 684           |            | 122 678           |            | 107 465           |             |
| Literacy training and other education     | 11 708            |            | 21 065            |            | 25 152            |            | 22 137            |            | 39 881            |             |
| <b>RELIEF</b>                             | <b>865 820</b>    | <b>57</b>  | <b>873 501</b>    | <b>62</b>  | <b>613 924</b>    | <b>56</b>  | <b>737 655</b>    | <b>68</b>  | <b>703 366</b>    | <b>65</b>   |
| <b>Emergency</b>                          | <b>541 288</b>    |            | <b>609 815</b>    |            | <b>426 377</b>    |            | <b>488 779</b>    |            | <b>469 029</b>    |             |
| Drought/crop failures                     | 169 323           |            | 110 627           |            | 60 277            |            | 20 255            |            | 65 817            |             |
| Man-made disasters                        | 366 533           |            | 494 078           |            | 363 700           |            | 442 267           |            | 285 215           |             |
| Sudden natural disasters                  | 5 432             |            | 5 110             |            | 2 400             |            | 26 257            |            | 117 997           |             |
| <b>PRO</b>                                | <b>324 533</b>    |            | <b>263 686</b>    |            | <b>187 547</b>    |            | <b>248 876</b>    |            | <b>234 337</b>    |             |
| Protracted displaced person operations    | 141 649           |            | 109 119           |            | 116 180           |            | 157 558           |            | 132 992           |             |
| Protracted refugee operations             | 182 883           |            | 154 567           |            | 71 367            |            | 91 318            |            | 101 345           |             |
| <b>SPECIAL OPERATION</b>                  | <b>0</b>          |            | <b>0</b>          |            | <b>0</b>          |            | <b>18 457</b>     | <b>2</b>   | <b>20 653</b>     | <b>2</b>    |
| <b>TRUST FUNDS<sup>2</sup></b>            | <b>217 342</b>    | <b>15</b>  | <b>207 745</b>    | <b>15</b>  | <b>141 644</b>    | <b>13</b>  | <b>31 124</b>     | <b>3</b>   | <b>11 077</b>     | <b>1</b>    |
| <b>OTHER<sup>3</sup></b>                  | <b>21 630</b>     | <b>1</b>   | <b>20 275</b>     | <b>1</b>   | <b>249</b>        |            | <b>10 982</b>     | <b>1</b>   | <b>13 359</b>     | <b>1</b>    |

\* Provisional figures.

**ANNEX III TABLE 1: WFP OPERATIONAL EXPENDITURES<sup>1</sup> BY REGION AND TYPE 1993-97 (thousand dollars)**

|                                           | 1993              |            | 1994              |            | 1995              |            | 1996              |            | 1997 *            |             |
|-------------------------------------------|-------------------|------------|-------------------|------------|-------------------|------------|-------------------|------------|-------------------|-------------|
|                                           | Expen-<br>ditures | %          | Expen-<br>ditures | %          | Expen-<br>ditures | %          | Expen-<br>ditures | %          | Expen-<br>ditures | %           |
| <b>SUB-SAHARAN AFRICA</b>                 | <b>892 882</b>    | <b>100</b> | <b>838 626</b>    | <b>100</b> | <b>616 181</b>    | <b>100</b> | <b>553 322</b>    | <b>100</b> | <b>501 692</b>    | <b>####</b> |
| Percentage of all regions                 | 60                |            | 60                |            | 56                |            | 52                |            | 47                |             |
| <b>DEVELOPMENT</b>                        | <b>154 746</b>    | <b>17</b>  | <b>84 138</b>     | <b>10</b>  | <b>118 239</b>    | <b>19</b>  | <b>90 148</b>     | <b>16</b>  | <b>96 912</b>     | <b>19</b>   |
| <b>Agricultural and rural development</b> | <b>67 747</b>     |            | <b>30 473</b>     |            | <b>51 787</b>     |            | <b>25 066</b>     |            | <b>45 523</b>     |             |
| Agricultural production                   | 35 858            |            | 20 714            |            | 41 330            |            | 19 958            |            | 36 623            |             |
| Food reserves                             | 4 662             |            | 12                |            | 3 896             |            | 821               |            | -143              |             |
| Rural infrastructure                      | 26 366            |            | 9 459             |            | 6 241             |            | 4 204             |            | 8 781             |             |
| Settlement                                | 861               |            | 288               |            | 319               |            | 84                |            | 261               |             |
| <b>Human resource development</b>         | <b>86 994</b>     |            | <b>53 665</b>     |            | <b>66 452</b>     |            | <b>65 082</b>     |            | <b>51 390</b>     |             |
| MCH and primary schools                   | 77 697            |            | 47 112            |            | 57 575            |            | 58 584            |            | 45 318            |             |
| Literacy training and other education     | 9 297             |            | 6 553             |            | 8 877             |            | 6 498             |            | 6 072             |             |
| <b>Other</b>                              | <b>5</b>          |            | <b>0</b>          |            | <b>0</b>          |            | <b>0</b>          |            | <b>0</b>          |             |
| <b>RELIEF</b>                             | <b>577 203</b>    | <b>65</b>  | <b>609 606</b>    | <b>73</b>  | <b>422 786</b>    | <b>69</b>  | <b>434 568</b>    | <b>79</b>  | <b>403 959</b>    | <b>81</b>   |
| <b>Emergency</b>                          | <b>312 309</b>    |            | <b>428 222</b>    |            | <b>298 359</b>    |            | <b>256 564</b>    |            | <b>256 717</b>    |             |
| Drought/crop failures                     | 165 497           |            | 108 840           |            | 60 275            |            | 20 200            |            | 64 192            |             |
| Man-made disasters                        | 146 912           |            | 314 900           |            | 238 084           |            | 236 364           |            | 187 972           |             |
| Sudden natural disasters                  | -100              |            | 4 481             |            | 0                 |            | 0                 |            | 4 553             |             |
| <b>PRO</b>                                | <b>264 895</b>    |            | <b>181 384</b>    |            | <b>124 427</b>    |            | <b>178 004</b>    |            | <b>147 241</b>    |             |
| Protracted displaced person operations    | 112 187           |            | 87 230            |            | 72 329            |            | 106 926           |            | 64 080            |             |
| Protracted refugee operations             | 152 707           |            | 94 155            |            | 52 098            |            | 71 078            |            | 83 162            |             |
| <b>SPECIAL OPERATION</b>                  | <b>0</b>          |            | <b>0</b>          |            | <b>0</b>          |            | <b>13 478</b>     | <b>2</b>   | <b>5 196</b>      | <b>1</b>    |
| <b>TRUST FUNDS<sup>2</sup></b>            | <b>160 932</b>    | <b>18</b>  | <b>144 881</b>    | <b>17</b>  | <b>75 157</b>     | <b>12</b>  | <b>15 128</b>     | <b>3</b>   | <b>-4 376</b>     |             |

\* Provisional figures.

**ANNEX III TABLE 1: WFP OPERATIONAL EXPENDITURES<sup>1</sup> BY REGION AND TYPE 1993-97 (thousand dollars)**

|                                           | 1993              |            | 1994              |            | 1995              |            | 1996              |            | 1997 *            |             |
|-------------------------------------------|-------------------|------------|-------------------|------------|-------------------|------------|-------------------|------------|-------------------|-------------|
|                                           | Expen-<br>ditures | %          | Expen-<br>ditures | %          | Expen-<br>ditures | %          | Expen-<br>ditures | %          | Expen-<br>ditures | %           |
| <b>SOUTH AND EAST ASIA</b>                | <b>151 606</b>    | <b>100</b> | <b>208 153</b>    | <b>100</b> | <b>150 978</b>    | <b>100</b> | <b>156 816</b>    | <b>100</b> | <b>302 187</b>    | <b>####</b> |
| Percentage of all regions                 | 10                |            | 15                |            | 14                |            | 15                |            | 28                |             |
| <b>DEVELOPMENT</b>                        | <b>94 750</b>     | <b>62</b>  | <b>126 633</b>    | <b>61</b>  | <b>97 587</b>     | <b>65</b>  | <b>100 273</b>    | <b>64</b>  | <b>149 670</b>    | <b>50</b>   |
| <b>Agricultural and rural development</b> | <b>72 613</b>     |            | <b>92 668</b>     |            | <b>68 429</b>     |            | <b>69 626</b>     |            | 103 326           |             |
| Agricultural production                   | 67 470            |            | 84 118            |            | 66 749            |            | 66 981            |            | 98 332            |             |
| Food reserves                             | 0                 |            | -29               |            | 0                 |            | 0                 |            | 0                 |             |
| Rural infrastructure                      | 1 424             |            | 2 485             |            | 1 383             |            | 2 687             |            | 4 994             |             |
| Settlement                                | 3 719             |            | 6 094             |            | 296               |            | -42               |            | 0                 |             |
| <b>Human resource development</b>         | <b>22 137</b>     |            | <b>33 965</b>     |            | <b>29 158</b>     |            | <b>30 648</b>     |            | <b>46 344</b>     |             |
| MCH and primary schools                   | 22 137            |            | 20 332            |            | 17 056            |            | 21 728            |            | 21 992            |             |
| Literacy training and other education     | 0                 |            | 13 633            |            | 12 102            |            | 8 920             |            | 24 352            |             |
| <b>RELIEF</b>                             | <b>28 602</b>     | <b>19</b>  | <b>63 348</b>     | <b>30</b>  | <b>30 443</b>     | <b>20</b>  | <b>47 569</b>     | <b>30</b>  | <b>143 639</b>    | <b>48</b>   |
| <b>Emergency</b>                          | <b>15 812</b>     |            | <b>10 288</b>     |            | <b>2 704</b>      |            | <b>26 363</b>     |            | <b>112 507</b>    |             |
| Drought/crop failures                     | 3 548             |            | 1 799             |            | 5                 |            | 56                |            | 3                 |             |
| Man-made disasters                        | 9 714             |            | 7 910             |            | 287               |            | 51                |            | 2 050             |             |
| Sudden natural disasters                  | 2 551             |            | 579               |            | 2 413             |            | 26 257            |            | 110 454           |             |
| <b>PRO</b>                                | <b>12 789</b>     |            | <b>53 060</b>     |            | <b>27 739</b>     |            | <b>21 206</b>     |            | <b>31 131</b>     |             |
| Protracted displaced person operations    | 879               |            | 2 314             |            | 17 964            |            | 8 931             |            | 17 909            |             |
| Protracted refugee operations             | 11 910            |            | 50 746            |            | 9 775             |            | 12 275            |            | 13 222            |             |
| <b>SPECIAL OPERATION</b>                  | <b>0</b>          |            | <b>0</b>          |            | <b>0</b>          |            | <b>0</b>          |            | <b>1 243</b>      | <b>0</b>    |
| <b>TRUST FUNDS<sup>2</sup></b>            | <b>28 255</b>     | <b>19</b>  | <b>18 171</b>     | <b>9</b>   | <b>22 948</b>     | <b>15</b>  | <b>8 974</b>      | <b>6</b>   | <b>7 636</b>      | <b>3</b>    |

\* Provisional figures.

**ANNEX III TABLE 1: WFP OPERATIONAL EXPENDITURES<sup>1</sup> BY REGION AND TYPE 1993-97 (thousand dollars)**

|                                           | 1993              |            | 1994              |            | 1995              |            | 1996              |            | 1997 *            |             |
|-------------------------------------------|-------------------|------------|-------------------|------------|-------------------|------------|-------------------|------------|-------------------|-------------|
|                                           | Expen-<br>ditures | %          | Expen-<br>ditures | %          | Expen-<br>ditures | %          | Expen-<br>ditures | %          | Expen-<br>ditures | %           |
| <b>LATIN AMERICA &amp; THE CARIBBEAN</b>  | <b>89 762</b>     | <b>100</b> | <b>58 969</b>     | <b>100</b> | <b>89 154</b>     | <b>100</b> | <b>60 957</b>     | <b>100</b> | <b>52 743</b>     | <b>####</b> |
| Percentage of all regions                 | 6                 |            | 4                 |            | 8                 |            | 6                 |            | 5                 |             |
| <b>DEVELOPMENT</b>                        | <b>80 260</b>     | <b>89</b>  | <b>53 399</b>     | <b>91</b>  | <b>84 802</b>     | <b>95</b>  | <b>51 178</b>     | <b>94</b>  | <b>43 106</b>     | <b>87</b>   |
| <b>Agricultural and rural development</b> | <b>44 197</b>     |            | <b>30 844</b>     |            | <b>29 159</b>     |            | <b>22 895</b>     |            | <b>15 414</b>     |             |
| Agricultural production                   | 13 210            |            | 13 058            |            | 17 262            |            | 16 561            |            | 10 933            |             |
| Rural infrastructure                      | 29 943            |            | 17 608            |            | 11 451            |            | 6 120             |            | 4 480             |             |
| Settlement                                | 1 045             |            | 177               |            | 447               |            | 214               |            | 1                 |             |
| <b>Human resource development</b>         | <b>36 063</b>     |            | <b>22 555</b>     |            | <b>55 643</b>     |            | <b>34 283</b>     |            | <b>30 692</b>     |             |
| MCH and primary schools                   | 36 028            |            | 22 555            |            | 55 621            |            | 32 049            |            | 29 211            |             |
| Literacy training and other education     | 35                |            | 0                 |            | 22                |            | 2 234             |            | 1 481             |             |
| <b>RELIEF</b>                             | <b>6 934</b>      | <b>8</b>   | <b>2 253</b>      | <b>4</b>   | <b>1 757</b>      | <b>2</b>   | <b>1 185</b>      | <b>2</b>   | <b>5 647</b>      | <b>11</b>   |
| <b>Emergency</b>                          | <b>4 729</b>      |            | <b>294</b>        |            | <b>968</b>        |            | <b>1 383</b>      |            | <b>5 633</b>      |             |
| Drought/crop failures                     | 191               |            | -6                |            | -2                |            | 0                 |            | 1 621             |             |
| Man-made disasters                        | 1 997             |            | 231               |            | 970               |            | 1 383             |            | 1 087             |             |
| Sudden natural disasters                  | 2 541             |            | 69                |            | 0                 |            | 0                 |            | 2 925             |             |
| <b>PRO</b>                                | <b>2 205</b>      |            | <b>1 959</b>      |            | <b>789</b>        |            | <b>-198</b>       |            | <b>14</b>         |             |
| Protracted refugee operations             | 2 205             |            | 1 959             |            | 789               |            | -198              |            | 14                |             |
| <b>TRUST FUNDS<sup>2</sup></b>            | <b>2 569</b>      | <b>3</b>   | <b>3 317</b>      | <b>6</b>   | <b>2 595</b>      | <b>3</b>   | <b>2 594</b>      | <b>4</b>   | <b>990</b>        | <b>2</b>    |

\* Provisional figures.

**ANNEX III TABLE 1: WFP OPERATIONAL EXPENDITURES<sup>1</sup> BY REGION AND TYPE 1993-97 (thousand dollars)**

|                                           | 1993              |            | 1994              |            | 1995              |            | 1996              |            | 1997 *            |             |
|-------------------------------------------|-------------------|------------|-------------------|------------|-------------------|------------|-------------------|------------|-------------------|-------------|
|                                           | Expen-<br>ditures | %          | Expen-<br>ditures | %          | Expen-<br>ditures | %          | Expen-<br>ditures | %          | Expen-<br>ditures | %           |
| <b>NORTH AFRICA &amp; MIDDLE EAST</b>     | <b>153 768</b>    | <b>100</b> | <b>100 388</b>    | <b>100</b> | <b>109 171</b>    | <b>100</b> | <b>129 826</b>    | <b>100</b> | <b>133 662</b>    | <b>####</b> |
| Percentage of all regions                 | 10                |            | 7                 |            | 10                |            | 12                |            | 13                |             |
| <b>DEVELOPMENT</b>                        | <b>68 635</b>     | <b>45</b>  | <b>47 304</b>     | <b>47</b>  | <b>40 217</b>     | <b>37</b>  | <b>31 491</b>     | <b>24</b>  | <b>40 003</b>     | <b>30</b>   |
| <b>Agricultural and rural development</b> | <b>32 823</b>     |            | <b>26 938</b>     |            | <b>25 633</b>     |            | <b>16 689</b>     |            | <b>21 082</b>     |             |
| Agricultural production                   | 25 168            |            | 17 028            |            | 23 872            |            | 12 537            |            | 13 577            |             |
| Rural infrastructure                      | 510               |            | 43                |            | 122               |            | 3 049             |            | 1 469             |             |
| Settlement                                | 7 145             |            | 9 866             |            | 1 640             |            | 1 103             |            | 6 035             |             |
| <b>Human resource development</b>         | <b>35 813</b>     |            | <b>20 366</b>     |            | <b>14 584</b>     |            | <b>14 802</b>     |            | <b>18 921</b>     |             |
| MCH and primary schools                   | 33 437            |            | 19 487            |            | 10 432            |            | 10 318            |            | 10 944            |             |
| Literacy training and other education     | 2 376             |            | 879               |            | 4 152             |            | 4 484             |            | 7 977             |             |
| <b>RELIEF</b>                             | <b>74 038</b>     | <b>48</b>  | <b>46 197</b>     | <b>46</b>  | <b>59 658</b>     | <b>55</b>  | <b>96 523</b>     | <b>74</b>  | <b>75 334</b>     | <b>56</b>   |
| <b>Emergency</b>                          | <b>29 394</b>     |            | <b>18 914</b>     |            | <b>25 067</b>     |            | <b>46 659</b>     |            | <b>19 384</b>     |             |
| Drought/crop failures                     | 87                |            | -6                |            | 0                 |            | 0                 |            | 0                 |             |
| Man-made disasters                        | 28 867            |            | 18 940            |            | 25 080            |            | 46 659            |            | 19 319            |             |
| Sudden natural disasters                  | 440               |            | -19               |            | -13               |            | 0                 |            | 65                |             |
| <b>PRO</b>                                | <b>44 644</b>     |            | <b>27 282</b>     |            | <b>34 591</b>     |            | <b>49 865</b>     |            | <b>55 950</b>     |             |
| Protracted displaced person operations    | 28 583            |            | 19 576            |            | 25 887            |            | 41 701            |            | 51 002            |             |
| Protracted refugee operations             | 16 061            |            | 7 707             |            | 8 704             |            | 8 164             |            | 4 948             |             |
| <b>SPECIAL OPERATION</b>                  | <b>0</b>          |            | <b>0</b>          |            | <b>0</b>          |            | <b>0</b>          |            | <b>11 170</b>     | <b>8</b>    |
| <b>TRUST FUNDS<sup>2</sup></b>            | <b>11 094</b>     | <b>7</b>   | <b>6 887</b>      | <b>7</b>   | <b>9 296</b>      | <b>9</b>   | <b>1 812</b>      | <b>1</b>   | <b>7 156</b>      | <b>5</b>    |

\* Provisional figures.

**ANNEX III TABLE 1: WFP OPERATIONAL EXPENDITURES<sup>1</sup> BY REGION AND TYPE 1993-97 (thousand dollars)**

|                                | 1993              |            | 1994              |            | 1995              |            | 1996              |            | 1997 *            |             |
|--------------------------------|-------------------|------------|-------------------|------------|-------------------|------------|-------------------|------------|-------------------|-------------|
|                                | Expen-<br>ditures | %          | Expen-<br>ditures | %          | Expen-<br>ditures | %          | Expen-<br>ditures | %          | Expen-<br>ditures | %           |
| <b>EUROPE AND CIS</b>          | <b>193 535</b>    | <b>100</b> | <b>186 586</b>    | <b>100</b> | <b>130 928</b>    | <b>100</b> | <b>165 407</b>    | <b>100</b> | <b>77 503</b>     | <b>####</b> |
| Percentage of all regions      | 13                |            | 13                |            | 12                |            | 16                |            | 7                 |             |
| <b>RELIEF</b>                  | <b>179 043</b>    | <b>93</b>  | <b>152 097</b>    | <b>82</b>  | <b>99 281</b>     | <b>76</b>  | <b>157 810</b>    | <b>95</b>  | <b>74 787</b>     | <b>96</b>   |
| <b>Emergency</b>               | <b>179 043</b>    |            | <b>152 097</b>    |            | <b>99 281</b>     |            | <b>157 810</b>    |            | <b>74 787</b>     |             |
| Man-made disasters             | 179 043           |            | 152 097           |            | 99 281            |            | 157 810           |            | 74 787            |             |
| <b>SPECIAL OPERATION</b>       | <b>0</b>          |            | <b>0</b>          |            | <b>0</b>          |            | <b>4 979</b>      | <b>3</b>   | <b>3 045</b>      | <b>4</b>    |
| <b>TRUST FUNDS<sup>2</sup></b> | <b>14 492</b>     | <b>7</b>   | <b>34 489</b>     | <b>18</b>  | <b>31 648</b>     | <b>24</b>  | <b>2 617</b>      | <b>2</b>   | <b>-329</b>       |             |

<sup>1</sup> Total expenditures exclusive of programme support and administrative costs. In this table, Non-Food Items expenditures are included under "Trust Funds" while they are classified under "Development" in the Consolidated Budget (cf page 9).

<sup>2</sup> Trust Funds Expenditures include Bilateral, JPO and other funds in trust.

<sup>3</sup> Operational Expenditures such as insurance that cannot be apportioned by project/operation.

Negative figures represent financial adjustments.

\* Provisional figures.

ANNEX III TABLE 2: TOTAL WFP OPERATIONAL EXPENDITURES<sup>1</sup> BY COUNTRY, REGION AND TYPE 1994-97 (thousand dollars)

|                            | 1994         |        |                 |                | 1995         |         |                 |                | 1996         |         |               |                          |                | 1997 *       |         |               |                          |                |  |
|----------------------------|--------------|--------|-----------------|----------------|--------------|---------|-----------------|----------------|--------------|---------|---------------|--------------------------|----------------|--------------|---------|---------------|--------------------------|----------------|--|
|                            | Develop-ment | Relief | Extra-budgetary | Total          | Develop-ment | Relief  | Extra-budgetary | Total          | Develop-ment | Relief  | Special Oper. | Trust Funds <sup>3</sup> | Total          | Develop-ment | Relief  | Special Oper. | Trust Funds <sup>3</sup> | Total          |  |
| <b>SUB-SAHARAN AFRICA</b>  |              |        |                 |                |              |         |                 |                |              |         |               |                          |                |              |         |               |                          |                |  |
| Angola                     | 221          | 82 693 | 23 946          | <b>106 861</b> | -214         | 33 348  | 9 217           | <b>42 350</b>  | 0            | 60 031  | 6 603         | 162                      | <b>66 797</b>  | 0            | 53 869  | 6 133         | -307                     | <b>59 694</b>  |  |
| Benin                      | 1 495        | 422    | 536             | <b>2 453</b>   | 5 604        | 422     | -133            | <b>5 892</b>   | 2 803        | 691     | 0             | 94                       | <b>3 588</b>   | 4 279        | 17      | 0             | 76                       | <b>4 373</b>   |  |
| Botswana                   | 3 148        | 6      | 127             | <b>3 282</b>   | 4 654        | 0       | 111             | <b>4 766</b>   | 2 968        | -6      | 0             | -1                       | <b>2 961</b>   | 44           | 0       | 0             | -45                      | <b>-1</b>      |  |
| Burkina Faso               | 2 844        | 8      | 144             | <b>2 997</b>   | 7 738        | 660     | 30              | <b>8 430</b>   | 5 008        | 1 487   | 0             | 228                      | <b>6 724</b>   | 4 444        | 1 109   | 0             | 48                       | <b>5 602</b>   |  |
| Burundi <sup>2</sup>       | 1 158        | 54 163 | 8 867           | <b>64 188</b>  | 2 238        | 1 823   | 12 464          | <b>16 525</b>  | 526          | -330    | 0             | 91                       | <b>286</b>     | -38          | 60      | 0             | -242                     | <b>-219</b>    |  |
| Cameroon                   | 1 778        | 0      | 643             | <b>2 422</b>   | 2 383        | 0       | 110             | <b>2 493</b>   | 1 578        | 0       | 0             | 0                        | <b>1 578</b>   | 805          | 0       | 0             | 0                        | <b>804</b>     |  |
| Cape Verde Islands         | 2 847        | 0      | 1 799           | <b>4 646</b>   | 7 759        | 0       | 1 417           | <b>9 176</b>   | 6 937        | 0       | 0             | -1                       | <b>6 935</b>   | 2 951        | 0       | 0             | -5                       | <b>2 946</b>   |  |
| Central African Republic   | -298         | 3 420  | 0               | <b>3 121</b>   | 127          | -1 516  | 0               | <b>-1 388</b>  | -7           | -31     | 0             | 114                      | <b>74</b>      | 1 168        | -73     | 0             | 19                       | <b>1 114</b>   |  |
| Chad                       | 4 876        | 0      | 66              | <b>4 942</b>   | 7 400        | 0       | 212             | <b>7 612</b>   | 13 747       | 0       | 0             | 65                       | <b>13 812</b>  | 3 152        | 3 071   | 0             | -2                       | <b>6 221</b>   |  |
| Comoros                    | -25          | 0      | 0               | <b>-25</b>     | 1 512        | 0       | 0               | <b>1 512</b>   | -309         | 0       | 0             | 0                        | <b>-309</b>    | -129         | 0       | 0             | 0                        | <b>-129</b>    |  |
| Congo                      | 217          | 218    | 9               | <b>445</b>     | -44          | 1       | 0               | <b>-43</b>     | 16           | -2      | 0             | 0                        | <b>14</b>      | -46          | -24     | 0             | 0                        | <b>-70</b>     |  |
| Congo, Dem. Rep. of the    | 0            | 46 325 | 7 432           | <b>53 757</b>  | 0            | 24 333  | 1 413           | <b>25 747</b>  | 0            | -593    | 0             | 4 132                    | <b>3 538</b>   | 273          | -4 447  | 0             | 358                      | <b>-3 815</b>  |  |
| Côte d'Ivoire <sup>2</sup> | 3 870        | 0      | 592             | <b>4 462</b>   | 2 632        | 1       | 29              | <b>2 663</b>   | 5 951        | -1      | 0             | 23                       | <b>5 974</b>   | 3 120        | 0       | 0             | -23                      | <b>3 097</b>   |  |
| Djibouti                   | 156          | 3 010  | 116             | <b>3 283</b>   | 388          | 3 032   | 275             | <b>3 696</b>   | 224          | 817     | 0             | (2)                      | <b>1 038</b>   | 14           | 2 247   | 0             | 9                        | <b>2 271</b>   |  |
| Equatorial Guinea          | -29          | 0      | -2              | <b>-32</b>     | 2 242        | 0       | 0               | <b>2 242</b>   | 45           | 0       | 0             | 0                        | <b>45</b>      | -240         | 0       | 0             | -32                      | <b>-272</b>    |  |
| Eritrea                    | 0            | 26 348 | 4 389           | <b>30 738</b>  | 485          | 3 989   | 3 753           | <b>8 228</b>   | 5            | -2 517  | 0             | -17                      | <b>-2 528</b>  | -85          | -1 587  | 0             | -687                     | <b>-2 360</b>  |  |
| Ethiopia                   | 1 205        | 17 956 | 7 022           | <b>26 184</b>  | 16 550       | 38 730  | 8 307           | <b>63 588</b>  | 8 126        | 36 221  | 0             | 1349                     | <b>45 697</b>  | 25 111       | 59 501  | 0             | -1 122                   | <b>83 490</b>  |  |
| Gambia                     | 2 970        | 0      | 2               | <b>2 972</b>   | -235         | 0       | 0               | <b>-235</b>    | 904          | 0       | 0             | 0                        | <b>904</b>     | 2 020        | 0       | 0             | 47                       | <b>2 067</b>   |  |
| Ghana <sup>2</sup>         | 3 483        | 4 939  | 833             | <b>9 256</b>   | 3 097        | 6 249   | 252             | <b>9 599</b>   | 106          | -515    | 0             | 13                       | <b>-394</b>    | 1 834        | -767    | 0             | -12                      | <b>1 054</b>   |  |
| Guinea <sup>2</sup>        | 2 690        | 0      | -417            | <b>2 273</b>   | 897          | 14      | 139             | <b>1 052</b>   | 841          | -14     | 0             | 0                        | <b>826</b>     | -163         | 0       | 0             | 0                        | <b>-163</b>    |  |
| Guinea-Bissau              | 2 052        | 161    | 5               | <b>2 219</b>   | 1 137        | 694     | 26              | <b>1 858</b>   | 4 463        | -6      | 0             | 0                        | <b>4 456</b>   | 1 970        | 0       | 0             | -3                       | <b>1 967</b>   |  |
| Kenya                      | 340          | 40 582 | 7 783           | <b>48 706</b>  | -1 209       | 7 454   | 3 433           | <b>9 679</b>   | 2 285        | 15 368  | 0             | (78)                     | <b>17 575</b>  | 4 260        | 27 155  | 0             | -453                     | <b>30 962</b>  |  |
| Lesotho                    | 4 076        | 1 220  | 370             | <b>5 667</b>   | 3 901        | 3 033   | 376             | <b>7 311</b>   | 4 485        | 1 805   | 0             | 499                      | <b>6 790</b>   | 3 411        | 20      | 0             | -8                       | <b>3 423</b>   |  |
| Liberia <sup>2</sup>       | 0            | 58 741 | 6 261           | <b>65 003</b>  | 0            | 59 350  | 4 450           | <b>63 800</b>  | 0            | 68 937  | 430           | (406)                    | <b>68 962</b>  | 0            | 19 698  | 289           | -257                     | <b>19 730</b>  |  |
| Madagascar                 | 1 362        | -245   | 287             | <b>1 404</b>   | 1 310        | 58      | 3 485           | <b>4 853</b>   | 1 530        | -16     | 0             | 121                      | <b>1 635</b>   | 2 504        | 295     | 0             | 9                        | <b>2 809</b>   |  |
| Malawi                     | 3 971        | 39 936 | 1 570           | <b>45 478</b>  | 2 928        | 20 004  | 3 991           | <b>26 924</b>  | 3 436        | 4 367   | 0             | 86                       | <b>7 890</b>   | 2 372        | -767    | 0             | -651                     | <b>953</b>     |  |
| Mali                       | 1 745        | 0      | 26              | <b>1 772</b>   | 4 172        | 0       | 40              | <b>4 212</b>   | 4 000        | 0       | 0             | 17                       | <b>4 017</b>   | 2 956        | 4 435   | 0             | 0                        | <b>7 392</b>   |  |
| Mauritania                 | 2 246        | 4 626  | 386             | <b>7 258</b>   | 5 344        | 1 984   | -83             | <b>7 245</b>   | 1 583        | 3 523   | 0             | 20                       | <b>5 127</b>   | 4 371        | 5 760   | 0             | -13                      | <b>10 118</b>  |  |
| Mauritius                  | 57           | 0      | 0               | <b>57</b>      | 2 335        | 0       | 0               | <b>2 335</b>   | 91           | 0       | 0             | 0                        | <b>91</b>      | 12           | 0       | 0             | 0                        | <b>12</b>      |  |
| Mozambique                 | 6 851        | 33 609 | 7 236           | <b>47 697</b>  | 2 367        | 11 789  | 1 835           | <b>15 992</b>  | -99          | 12 930  | 0             | 156                      | <b>12 987</b>  | 1 138        | 4 884   | 0             | -971                     | <b>5 050</b>   |  |
| Namibia                    | -871         | 761    | 73              | <b>-36</b>     | 674          | 709     | 51              | <b>1 435</b>   | 866          | -136    | 0             | 0                        | <b>730</b>     | 0            | -4      | 0             | 0                        | <b>-3</b>      |  |
| Niger                      | 5 770        | 0      | 1 350           | <b>7 120</b>   | 7 290        | 0       | 778             | <b>8 069</b>   | 6 632        | 0       | 0             | 39                       | <b>6 672</b>   | 8 166        | 0       | 0             | 57                       | <b>8 224</b>   |  |
| Nigeria                    | 0            | 0      | 0               | <b>0</b>       | 0            | 0       | 0               | <b>0</b>       | 0            | 0       | 0             | 6                        | <b>6</b>       | 0            | 0       | 0             | -1                       | <b>-1</b>      |  |
| Rwanda <sup>2</sup>        | 75           | 42 882 | 4 779           | <b>47 738</b>  | 2 164        | 138 197 | 10 351          | <b>150 714</b> | 1 164        | 184 776 | 5 936         | 4 508                    | <b>196 385</b> | 6 049        | 141 210 | -1 963        | -408                     | <b>144 889</b> |  |
| Sao Tome and Principe      | 1 386        | 0      | 0               | <b>1 386</b>   | 2 180        | 0       | 3               | <b>2 180</b>   | 263          | 0       | 0             | 0                        | <b>263</b>     | 225          | 0       | 0             | 0                        | <b>225</b>     |  |
| Senegal                    | 2 918        | 83     | 18              | <b>3 020</b>   | 3 608        | 1 283   | 1 045           | <b>5 937</b>   | 1 627        | -68     | 0             | 270                      | <b>1 829</b>   | 2 628        | -366    | 0             | 141                      | <b>2 403</b>   |  |
| Seychelles                 | -2           | 0      | 0               | <b>-2</b>      | 0            | 0       | 0               | <b>0</b>       | 0            | 0       | 0             | 0                        | <b>0</b>       | 0            | 0       | 0             | 0                        | <b>0</b>       |  |
| Sierra Leone               | 1 406        | 0      | -523            | <b>883</b>     | 2 911        | 0       | 84              | <b>2 995</b>   | 496          | 13 323  | 226           | (142)                    | <b>13 903</b>  | -310         | 11 529  | -133          | 0                        | <b>11 085</b>  |  |
| Somalia                    | 5            | 15 252 | 9 816           | <b>25 074</b>  | 1            | 15 723  | 8 217           | <b>23 942</b>  | 0            | 4 277   | 120           | 601                      | <b>4 999</b>   | 0            | 8 070   | 825           | 89                       | <b>8 985</b>   |  |

ANNEX III TABLE 2: TOTAL WFP OPERATIONAL EXPENDITURES<sup>1</sup> BY COUNTRY, REGION AND TYPE 1994-97 (thousand dollars)

|                            | 1994             |                |                     |                | 1995             |                |                     |                | 1996             |                |                  |                             |                | 1997 *           |                |                  |                             |                |
|----------------------------|------------------|----------------|---------------------|----------------|------------------|----------------|---------------------|----------------|------------------|----------------|------------------|-----------------------------|----------------|------------------|----------------|------------------|-----------------------------|----------------|
|                            | Develop-<br>ment | Relief         | Extra-<br>budgetary | Total          | Develop-<br>ment | Relief         | Extra-<br>budgetary | Total          | Develop-<br>ment | Relief         | Special<br>Oper. | Trust<br>Funds <sup>3</sup> | Total          | Develop-<br>ment | Relief         | Special<br>Oper. | Trust<br>Funds <sup>3</sup> | Total          |
| Sudan                      | 6 287            | 74 647         | 29 761              | <b>110 696</b> | 5 745            | 1 698          | -5 016              | <b>2 427</b>   | 3 666            | 15 015         | 126              | -2 853                      | <b>15 955</b>  | 5 637            | 25 992         | 0                | 726                         | <b>32 357</b>  |
| Swaziland                  | 0                | 2 251          | -7                  | <b>2 243</b>   | 0                | 1 432          | 73                  | <b>1 506</b>   | 0                | 1 898          | 0                | 0                           | <b>1 898</b>   | 0                | 108            | 0                | 0                           | <b>108</b>     |
| Tanzania <sup>2</sup>      | 698              | 37 137         | 5 650               | <b>43 486</b>  | 1 407            | 18 682         | 1 807               | <b>21 897</b>  | -12              | -340           | 0                | 5 603                       | <b>5 250</b>   | -35              | 12 572         | 0                | -571                        | <b>11 964</b>  |
| Togo                       | 1 500            | 151            | 0                   | <b>1 652</b>   | 255              | 170            | 2                   | <b>428</b>     | 57               | 240            | 0                | 0                           | <b>298</b>     | 0                | -18            | 0                | 0                           | <b>-17</b>     |
| Uganda                     | 4 790            | 13 019         | 607                 | <b>18 417</b>  | 3 638            | 18 914         | 1 042               | <b>23 595</b>  | 1 833            | 12 168         | 0                | 141                         | <b>14 143</b>  | 2 357            | 29 053         | 0                | -66                         | <b>31 344</b>  |
| Zambia                     | 4 855            | 863            | 248                 | <b>5 968</b>   | 852              | 11 949         | 2 250               | <b>15 053</b>  | 2 299            | 1 319          | 0                | 282                         | <b>3 901</b>   | 674              | 1 351          | 0                | -70                         | <b>1 955</b>   |
| Zimbabwe                   | 0                | 4 408          | 0                   | <b>4 408</b>   | 0                | -1 438         | 0                   | <b>-1 438</b>  | 0                | -52            | 0                | 0                           | <b>-52</b>     | 0                | 0              | 0                | 0                           | <b>0</b>       |
| Not specified              | 0                | 0              | 13 068              | <b>13 068</b>  | 0                | 0              | -690                | <b>-690</b>    | 0                | 0              | 34               | 0                           | <b>34</b>      | 0                | 0              | 43               | 0                           | <b>43</b>      |
| <b>TOTAL REGION</b>        | <b>84 137</b>    | <b>609 606</b> | <b>144 881</b>      | <b>838 625</b> | <b>118 238</b>   | <b>422 785</b> | <b>75 156</b>       | <b>616 183</b> | <b>90 147</b>    | <b>434 568</b> | <b>13 477</b>    | <b>15 128</b>               | <b>553 321</b> | <b>96912</b>     | <b>403958</b>  | <b>5196</b>      | <b>-4 375</b>               | <b>501 691</b> |
| <b>SOUTH AND EAST ASIA</b> |                  |                |                     |                |                  |                |                     |                |                  |                |                  |                             |                |                  |                |                  |                             |                |
| Bangladesh                 | 45 747           | 21 230         | 20                  | <b>66 998</b>  | 33 550           | 7 072          | 115                 | <b>40 737</b>  | 25 401           | 2 668          | 0                | 59                          | <b>28 129</b>  | 56 840           | 3 426          | 0                | 182                         | <b>60 449</b>  |
| Bhutan                     | 1 015            | 0              | 4                   | <b>1 019</b>   | 1 463            | 0              | 16                  | <b>1 479</b>   | 1 675            | 0              | 0                | 432                         | <b>2 108</b>   | 1 892            | 0              | 0                | 41                          | <b>1 933</b>   |
| Cambodia                   | 0                | 0              | 10 031              | <b>10 031</b>  | 0                | 14 462         | 13 275              | <b>27 738</b>  | 0                | 8 594          | 0                | 4 885                       | <b>13 479</b>  | 0                | 15 283         | 0                | -1 070                      | <b>14 212</b>  |
| China                      | 24 746           | 0              | 108                 | <b>24 855</b>  | 21 183           | 0              | 31                  | <b>21 214</b>  | 22 416           | 0              | 0                | 0                           | <b>22 416</b>  | 38 152           | 0              | 0                | 0                           | <b>38 152</b>  |
| India                      | 28 013           | 0              | 270                 | <b>28 284</b>  | 21 739           | 0              | 1 415               | <b>23 155</b>  | 28 352           | 0              | 0                | 825                         | <b>29 177</b>  | 23 642           | 0              | 0                | 176                         | <b>23 818</b>  |
| Indonesia                  | 5 239            | 461            | -97                 | <b>5 603</b>   | 1 109            | 58             | 0                   | <b>1 169</b>   | -58              | -2             | 0                | 0                           | <b>-60</b>     | -1               | 0              | 0                | 0                           | <b>-1</b>      |
| Korea D.P.R. of            | 0                | 0              | 0                   | <b>0</b>       | 0                | 1 936          | 121                 | <b>2 057</b>   | 0                | 22 183         | 0                | 215                         | <b>22 398</b>  | 0                | 99 300         | 0                | 5 360                       | <b>104 661</b> |
| Lao People's Dem. Rep.     | 0                | 1 757          | 1 404               | <b>3 161</b>   | 0                | -37            | 1 663               | <b>1 625</b>   | 0                | 4 042          | 0                | 447                         | <b>4 490</b>   | 0                | 11 155         | 0                | 832                         | <b>11 988</b>  |
| Malaysia                   | 0                | 0              | 0                   | <b>0</b>       | 0                | 0              | 0                   | <b>0</b>       | 0                | 0              | 0                | 15                          | <b>15</b>      | 0                | 0              | 0                | 0                           | <b>0</b>       |
| Mongolia                   | 0                | 82             | 618                 | <b>700</b>     | 0                | -7             | -11                 | <b>-18</b>     | 0                | 0              | 0                | 0                           | <b>0</b>       | 0                | 0              | 0                | 0                           | <b>0</b>       |
| Myanmar                    | 0                | 0              | 1 385               | <b>1 385</b>   | 0                | 0              | 1 252               | <b>1 252</b>   | 0                | 0              | 0                | 1 335                       | <b>1 335</b>   | 0                | 0              | 0                | 1 564                       | <b>1 564</b>   |
| Nepal                      | 1 048            | 6 415          | 264                 | <b>7 727</b>   | 2 037            | 4 640          | 1 586               | <b>8 264</b>   | 5 309            | 7 116          | 0                | 51                          | <b>12 476</b>  | 4 526            | 5 767          | 0                | -1                          | <b>10 292</b>  |
| Pakistan                   | 4 111            | 29 822         | 1 294               | <b>35 228</b>  | 3 135            | -2 323         | 2 436               | <b>3 248</b>   | 3 200            | 2 367          | 0                | 124                         | <b>5 692</b>   | 9 511            | 5 169          | 1 242            | 456                         | <b>16 379</b>  |
| Philippines                | 302              | 705            | 0                   | <b>1 008</b>   | 720              | 896            | 6                   | <b>1 624</b>   | -20              | 7              | 0                | 0                           | <b>-13</b>     | 0                | 1              | 0                | 0                           | <b>1</b>       |
| Samoa                      | 0                | 0              | 0                   | <b>0</b>       | 0                | 0              | 0                   | <b>0</b>       | 0                | 0              | 0                | 0                           | <b>0</b>       | 0                | 0              | 0                | 0                           | <b>0</b>       |
| Sri Lanka                  | 3 293            | 2 317          | 2                   | <b>5 613</b>   | 1 279            | 3 502          | 6                   | <b>4 788</b>   | 2 135            | 336            | 0                | 76                          | <b>2 544</b>   | 1 261            | 2 626          | 0                | 0                           | <b>3 887</b>   |
| Thailand                   | 0                | 0              | 1 487               | <b>1 487</b>   | 0                | 0              | -128                | <b>-128</b>    | 0                | 0              | 0                | -15                         | <b>-15</b>     | 0                | 908            | 0                | 0                           | <b>907</b>     |
| Viet Nam                   | 13 115           | 554            | 1 376               | <b>15 046</b>  | 11 367           | 241            | 1 159               | <b>12 769</b>  | 11 860           | 254            | 0                | 521                         | <b>12 637</b>  | 13 846           | 0              | 0                | 94                          | <b>13 940</b>  |
| <b>TOTAL REGION</b>        | <b>126 633</b>   | <b>63 348</b>  | <b>18 171</b>       | <b>208 152</b> | <b>97 586</b>    | <b>30 442</b>  | <b>22 948</b>       | <b>150 977</b> | <b>100 273</b>   | <b>47 569</b>  | <b>0</b>         | <b>8 973</b>                | <b>156 816</b> | <b>149 670</b>   | <b>143 638</b> | <b>1 242</b>     | <b>7 635</b>                | <b>302 187</b> |



ANNEX III TABLE 2: TOTAL WFP OPERATIONAL EXPENDITURES<sup>1</sup> BY COUNTRY, REGION AND TYPE 1994-97 (thousand dollars)

|                                          | 1994             |              |                     |               | 1995             |              |                     |               | 1996             |              |                  |                             |               | 1997 *           |              |                  |                             |               |
|------------------------------------------|------------------|--------------|---------------------|---------------|------------------|--------------|---------------------|---------------|------------------|--------------|------------------|-----------------------------|---------------|------------------|--------------|------------------|-----------------------------|---------------|
|                                          | Develop-<br>ment | Relief       | Extra-<br>budgetary | Total         | Develop-<br>ment | Relief       | Extra-<br>budgetary | Total         | Develop-<br>ment | Relief       | Special<br>Oper. | Trust<br>Funds <sup>3</sup> | Total         | Develop-<br>ment | Relief       | Special<br>Oper. | Trust<br>Funds <sup>3</sup> | Total         |
| <b>LATIN AMERICA &amp; THE CARIBBEAN</b> |                  |              |                     |               |                  |              |                     |               |                  |              |                  |                             |               |                  |              |                  |                             |               |
| Antigua and Barbuda                      | 0                | 0            | 0                   | 0             | 0                | 0            | 0                   | 0             | 451              | 0            | 0                | 0                           | 451           | 0                | 0            | 0                | 0                           | 0             |
| Barbados                                 | 0                | 0            | 0                   | 0             | 0                | 0            | 0                   | 0             | 0                | 0            | 0                | 0                           | 0             | 0                | 0            | 0                | 0                           | 0             |
| Bolivia                                  | 1 724            | 0            | 399                 | 2 124         | 6 333            | 0            | 432                 | 6 765         | 3 968            | 0            | 0                | 51                          | 4 020         | 10 765           | 0            | 0                | 177                         | 10 942        |
| Brazil                                   | 7 149            | 0            | 0                   | 7 149         | 1 377            | 0            | 0                   | 1 377         | 133              | 0            | 0                | 0                           | 133           | -11              | 0            | 0                | 0                           | -11           |
| Chile                                    | -2               | 0            | 0                   | -2            | 0                | 0            | 0                   | 0             | 0                | 0            | 0                | 0                           | 0             | 0                | 0            | 0                | 0                           | 0             |
| Colombia                                 | 4 937            | 0            | 11                  | 4 948         | 2 775            | 0            | 7                   | 2 782         | 1 853            | 0            | 0                | 4                           | 1 857         | 64               | 0            | 0                | 4                           | 69            |
| Costa Rica                               | 1 080            | 0            | -1                  | 1 079         | 1 517            | 0            | 0                   | 1 517         | 833              | 0            | 0                | 44                          | 878           | 1                | 0            | 0                | 2                           | 4             |
| Cuba                                     | 2 340            | 68           | 1 161               | 3 571         | 5 608            | 0            | 141                 | 5 750         | 9 431            | 0            | 0                | 692                         | 10 123        | 4 413            | 2 925        | 0                | -1                          | 7 337         |
| Dominica                                 | 0                | 0            | 0                   | 0             | 1 294            | 0            | 0                   | 1 294         | 219              | 0            | 0                | 0                           | 219           | 0                | 0            | 0                | 0                           | 0             |
| Dominican Republic                       | 523              | 0            | 0                   | 523           | 1 224            | 0            | 181                 | 1 405         | 2 993            | 0            | 0                | 203                         | 3 196         | 1 823            | 0            | 0                | 13                          | 1 837         |
| Ecuador                                  | 213              | 0            | 250                 | 463           | 4 053            | 0            | 294                 | 4 347         | 2 980            | 0            | 0                | 4                           | 2 984         | 1 813            | 0            | 0                | -2                          | 1 810         |
| El Salvador                              | 1 320            | 0            | -5                  | 1 315         | 7 558            | 0            | 224                 | 7 783         | 4 560            | 0            | 0                | 31                          | 4 592         | 1 456            | 0            | 0                | 2                           | 1 458         |
| Grenada                                  | 0                | 0            | 0                   | 0             | 0                | 0            | 0                   | 0             | 457              | 0            | 0                | 0                           | 457           | 0                | 0            | 0                | 0                           | 0             |
| Guatemala                                | 5 032            | 0            | 140                 | 5 173         | 6 903            | 0            | 48                  | 6 951         | 7 977            | 0            | 0                | 342                         | 8 319         | 5 653            | 981          | 0                | 12                          | 6 756         |
| Guyana                                   | 1 306            | 0            | 108                 | 1 414         | 2 349            | 0            | 14                  | 2 363         | 3 894            | 0            | 0                | 138                         | 4 032         | 997              | 0            | 0                | 45                          | 1 042         |
| Haiti                                    | 1 708            | 231          | 106                 | 2 046         | 3 308            | 969          | 290                 | 4 569         | 2 563            | 1 383        | 0                | 459                         | 4 405         | 2 815            | 1 666        | 0                | 194                         | 4 676         |
| Honduras                                 | 5 578            | 0            | 19                  | 5 598         | 7 203            | 6            | 269                 | 7 480         | 2 514            | 0            | 0                | 32                          | 2 547         | 3 877            | 0            | 0                | 91                          | 3 969         |
| Jamaica                                  | 1 307            | 0            | 0                   | 1 307         | 7 393            | 0            | 179                 | 7 572         | 618              | 0            | 0                | 64                          | 682           | 1 411            | 0            | 0                | 50                          | 1 461         |
| Mexico                                   | 6 238            | 1 959        | 245                 | 8 442         | 6 305            | 782          | 32                  | 7 120         | 289              | -198         | 0                | 0                           | 91            | -14              | 13           | 0                | 0                           | 0             |
| Nicaragua                                | 6 710            | -6           | 864                 | 7 568         | 6 749            | 0            | 157                 | 6 906         | 5 073            | 0            | 0                | 429                         | 5 502         | 6 631            | 59           | 0                | 239                         | 6 930         |
| Panama                                   | -35              | 0            | 1                   | -34           | 817              | 0            | 0                   | 817           | 1 063            | 0            | 0                | 48                          | 1 111         | 764              | 0            | 0                | 27                          | 792           |
| Paraguay                                 | 162              | 0            | 0                   | 162           | 478              | 0            | 0                   | 478           | 1 469            | 0            | 0                | 0                           | 1 469         | 504              | 0            | 0                | 0                           | 504           |
| Peru                                     | 6 101            | 0            | 15                  | 6 116         | 10 992           | -2           | 320                 | 11 311        | 1 990            | 0            | 0                | 47                          | 2 038         | 3 136            | 0            | 0                | 23                          | 3 159         |
| St. Kitts and Nevis                      | 0                | 0            | 0                   | 0             | 0                | 0            | 0                   | 0             | 430              | 0            | 0                | 0                           | 430           | 0                | 0            | 0                | 0                           | 0             |
| St. Lucia                                | 0                | 0            | 0                   | 0             | 557              | 0            | 0                   | 557           | 947              | 0            | 0                | 0                           | 947           | 0                | 0            | 0                | 0                           | 0             |
| St. Vincent and the Gren.                | 0                | 0            | 0                   | 0             | 0                | 0            | 0                   | 0             | 462              | 0            | 0                | 0                           | 462           | 0                | 0            | 0                | 0                           | 0             |
| <b>TOTAL REGION</b>                      | <b>53 399</b>    | <b>2 252</b> | <b>3 316</b>        | <b>58 968</b> | <b>84 801</b>    | <b>1 757</b> | <b>2 594</b>        | <b>89 153</b> | <b>57 178</b>    | <b>1 184</b> | <b>0</b>         | <b>2 594</b>                | <b>60 957</b> | <b>46 105</b>    | <b>5 647</b> | <b>0</b>         | <b>989</b>                  | <b>52 742</b> |
| <b>NORTH AFRICA &amp; MIDDLE EAST</b>    |                  |              |                     |               |                  |              |                     |               |                  |              |                  |                             |               |                  |              |                  |                             |               |
| Afghanistan                              | 0                | 19 450       | 5 142               | 24 592        | 0                | 25 620       | 5 330               | 30 951        | 0                | 41 672       | 0                | 367                         | 42 040        | 0                | 50 983       | 0                | -428                        | 50 555        |
| Algeria                                  | 0                | 7 035        | 23                  | 7 058         | 0                | 4 820        | 397                 | 5 218         | 0                | 6 115        | 0                | 323                         | 6 439         | 0                | 897          | 0                | 79                          | 976           |
| Egypt                                    | 14 004           | 0            | 0                   | 14 004        | 7 429            | 0            | 78                  | 7 508         | 1 731            | 0            | 0                | 39                          | 1 770         | 6 196            | 0            | 0                | 0                           | 6 196         |
| Gaza/West Bank                           | 2 124            | 0            | 934                 | 3 058         | 910              | 178          | 661                 | 1 750         | 1 438            | 500          | 0                | 134                         | 2 073         | 1 713            | 211          | 0                | -12                         | 1 911         |
| Iran                                     | 0                | 2 944        | 0                   | 2 944         | 0                | 4 099        | 0                   | 4 099         | 0                | 2 122        | 0                | 40                          | 2 162         | 0                | 3 735        | 0                | 0                           | 3 735         |
| Iraq                                     | 0                | 14 030       | 659                 | 14 690        | 0                | 23 775       | 2 780               | 26 556        | 0                | 45 974       | 0                | 697                         | 46 672        | 0                | 18 907       | 11 169           | 7 527                       | 37 605        |
| Jordan                                   | 3 667            | 5            | 1                   | 3 674         | 5 435            | 0            | 15                  | 5 450         | 5 487            | 0            | 0                | 23                          | 5 510         | 4 824            | -40          | 0                | -14                         | 4 769         |

ANNEX III TABLE 2: TOTAL WFP OPERATIONAL EXPENDITURES<sup>1</sup> BY COUNTRY, REGION AND TYPE 1994-97 (thousand dollars)

|                          | 1994             |                |                     |                  | 1995             |                |                     |                  | 1996             |                |                  |                             |                  | 1997 *           |                |                  |                             |                |
|--------------------------|------------------|----------------|---------------------|------------------|------------------|----------------|---------------------|------------------|------------------|----------------|------------------|-----------------------------|------------------|------------------|----------------|------------------|-----------------------------|----------------|
|                          | Develop-<br>ment | Relief         | Extra-<br>budgetary | Total            | Develop-<br>ment | Relief         | Extra-<br>budgetary | Total            | Develop-<br>ment | Relief         | Special<br>Oper. | Trust<br>Funds <sup>3</sup> | Total            | Develop-<br>ment | Relief         | Special<br>Oper. | Trust<br>Funds <sup>3</sup> | Total          |
| Lebanon                  | 1 123            | 0              | 0                   | 1 123            | 2 179            | 0              | 0                   | 2 179            | 1 175            | 0              | 0                | 0                           | 1 175            | 0                | 0              | 0                | 0                           | 0              |
| Morocco                  | 8 915            | 0              | 23                  | 8 939            | 1 983            | 0              | 18                  | 2 001            | 689              | 0              | 0                | 0                           | 689              | 4 314            | 0              | 0                | 0                           | 4 314          |
| Syrian Arab Republic     | 13 790           | 278            | 0                   | 14 069           | 13 744           | -33            | 0                   | 13 710           | 6 619            | -19            | 0                | 11                          | 6 611            | 10 519           | 0              | 0                | 0                           | 10 519         |
| Tunisia                  | 3 658            | -6             | 0                   | 3 652            | 3 872            | 0              | 0                   | 3 872            | 5 350            | 0              | 0                | 0                           | 5 350            | 2 792            | 0              | 0                | 5                           | 2 798          |
| Turkey                   | 69               | 283            | 0                   | 352              | 439              | -1             | 0                   | 438              | 346              | 4              | 0                | 0                           | 350              | 2                | 0              | 0                | 0                           | 2              |
| Yemen                    | -51              | 2 174          | 102                 | 2 225            | 4 222            | 1 197          | 13                  | 5 433            | 8 653            | 152            | 0                | 174                         | 8 979            | 9 639            | 639            | 0                | 0                           | 10 278         |
| <b>TOTAL REGION</b>      | <b>47 303</b>    | <b>46 196</b>  | <b>6 887</b>        | <b>100 387</b>   | <b>40 216</b>    | <b>59 657</b>  | <b>9 296</b>        | <b>109 170</b>   | <b>31 491</b>    | <b>96 523</b>  | <b>0</b>         | <b>1 811</b>                | <b>129 826</b>   | <b>40 002</b>    | <b>75 334</b>  | <b>11 169</b>    | <b>7 155</b>                | <b>133 662</b> |
| <b>EUROPE AND CIS</b>    |                  |                |                     |                  |                  |                |                     |                  |                  |                |                  |                             |                  |                  |                |                  |                             |                |
| Albania                  | 0                | 0              | 0                   | 0                | 0                | 0              | 0                   | 0                | 0                | 0              | 0                | 0                           | 0                | 3 533            | 0              | 0                | 0                           | 3 533          |
| Armenia                  | 0                | 6 878          | 453                 | 7 332            | 0                | 4 112          | 883                 | 4 995            | 0                | 3 042          | 0                | 315                         | 3 358            | 0                | 2 890          | 0                | -1                          | 2 888          |
| Azerbaijan               | 0                | 8 099          | 462                 | 8 562            | 0                | 4 746          | 193                 | 4 939            | 0                | 4 253          | 0                | 9                           | 4 263            | 0                | 3 472          | 0                | 0                           | 3 472          |
| Bosnia Herz.             | 0                | 0              | 0                   | 0                | 0                | 0              | 152                 | 152              | 0                | 0              | 0                | 6                           | 6                | 0                | 0              | 0                | -4                          | -4             |
| Bulgaria                 | 0                | 0              | 0                   | 0                | 0                | 0              | 0                   | 0                | 0                | 0              | 0                | 15                          | 15               | 0                | 0              | 0                | -15                         | -15            |
| Georgia                  | 0                | 5 685          | 1 871               | 7 556            | 0                | 6 089          | 348                 | 6 437            | 0                | 2 967          | 0                | 17                          | 2 984            | 0                | 4 783          | 0                | -9                          | 4 773          |
| Kyrgyzstan               | 0                | 1 782          | 52                  | 1 835            | 0                | -7             | 6                   | 0                | 0                | -52            | 0                | 0                           | -52              | 0                | 1              | 0                | 0                           | 1              |
| Moldova                  | 0                | 0              | 0                   | 0                | 0                | 0              | 2 282               | 2 282            | 0                | 0              | 0                | -81                         | -81              | 0                | 0              | 0                | 1                           | 1              |
| Russian Federation       | 0                | 0              | 0                   | 0                | 0                | 2 453          | 127                 | 2 580            | 0                | 2 794          | 0                | 0                           | 2 794            | 0                | 1 188          | 0                | 0                           | 1 188          |
| Tajikistan               | 0                | 5 908          | 137                 | 6 045            | 0                | 9 946          | 386                 | 10 333           | 0                | 9 549          | 0                | 0                           | 9 549            | 0                | 12 903         | 0                | 0                           | 12 903         |
| Yugoslavia, Former       | 0                | 123 742        | 27 266              | 151 008          | 0                | 71 939         | 20 859              | 92 798           | 0                | 134 578        | 230              | 2 334                       | 137 144          | 0                | 46 668         | 749              | -298                        | 47 120         |
| Not specified CIS        | 0                | 0              | 4 243               | 4 243            | 0                | 0              | 6 407               | 6 407            | 0                | 675            | 4748             | 0                           | 5 424            | 0                | -654           | 2 295            | 0                           | 1 641          |
| <b>TOTAL REGION</b>      | <b>0</b>         | <b>152 097</b> | <b>34 488</b>       | <b>186 585</b>   | <b>0</b>         | <b>99 280</b>  | <b>31 647</b>       | <b>130 928</b>   | <b>0</b>         | <b>157 810</b> | <b>4 979</b>     | <b>2 616</b>                | <b>165 406</b>   | <b>0</b>         | <b>74 786</b>  | <b>3 045</b>     | <b>-328</b>                 | <b>77 503</b>  |
| <b>ALL REGIONS</b>       | <b>311 474</b>   | <b>873 501</b> | <b>207 745</b>      | <b>1 392 720</b> | <b>340 844</b>   | <b>613 924</b> | <b>141 644</b>      | <b>1 096 412</b> | <b>279 091</b>   | <b>737 655</b> | <b>18 457</b>    | <b>31 124</b>               | <b>1 066 328</b> | <b>332 691</b>   | <b>703 366</b> | <b>20 653</b>    | <b>11 077</b>               | <b>#####</b>   |
| <b>OTHER<sup>4</sup></b> |                  |                |                     | <b>20 275</b>    |                  |                |                     | <b>249</b>       |                  |                |                  |                             | <b>10 982</b>    |                  |                |                  |                             | <b>13 359</b>  |
| <b>GRAND TOTAL</b>       |                  |                |                     | <b>1 412 995</b> |                  |                |                     | <b>1 096 661</b> |                  |                |                  |                             | <b>1 077 309</b> |                  |                |                  |                             | <b>#####</b>   |

<sup>1</sup> Total expenditures exclusive of programme support and administrative costs. In this table, Non-Food Items expenditures are included under "Trust Funds" while they are classified under "Development" in the Consolidated Budget (cf page 9).

<sup>2</sup> In 1997, expenditures reported under Rwanda also cover expenditures incurred under the Great Lakes Emergency Operation in Burundi, Tanzania, DRC, Uganda, and Congo. Expenditures reported under Liberia also cover expenditures incurred under the Liberia Regional refugee operation in Côte d'Ivoire, Ghana and Guinea.

<sup>3</sup> Trust Funds Expenditures include Bilateral, JPO and other funds in trust.

<sup>4</sup> Operational Expenditures such as insurance that cannot be apportioned by project/operation.

Negative figures represent financial adjustments.

\* Provisional figures.

**ANNEX III TABLE 3: WFP EXPENDITURES<sup>1</sup> FOR DEVELOPMENT PROJECTS AND RELIEF OPERATIONS  
BY COUNTRY SPECIAL STATUS CATEGORY AND REGION, 1993-97 (thousand dollars)**

|                                                     | 1993              |               |                            | 1994              |               |                            | 1995              |               |                            | 1996              |               |                            | 1997              |               |                            |
|-----------------------------------------------------|-------------------|---------------|----------------------------|-------------------|---------------|----------------------------|-------------------|---------------|----------------------------|-------------------|---------------|----------------------------|-------------------|---------------|----------------------------|
|                                                     | Expen-<br>ditures | % of<br>total | Per<br>capita<br>(dollars) | Expen-<br>ditures | % of<br>total | Per<br>capita<br>(dollars) | Expen-<br>ditures | % of<br>total | Per<br>capita<br>(dollars) | Expen-<br>ditures | % of<br>total | Per<br>capita<br>(dollars) | Expen-<br>ditures | % of<br>total | Per<br>capita<br>(dollars) |
| <b>ALL RECIPIENTS</b>                               |                   |               |                            |                   |               |                            |                   |               |                            |                   |               |                            |                   |               |                            |
| Total                                               | 1 264 211         | 100,0         | 0,33                       | 1 184 975         | 100,0         | 0,30                       | 954 768           | 100,0         | 0,24                       | 1 035 203         | 100,0         | 0,27                       | 1 056 710         | 100,0         | 0,28                       |
| <b>BY INCOME GROUP (GNP per capita)<sup>2</sup></b> |                   |               |                            |                   |               |                            |                   |               |                            |                   |               |                            |                   |               |                            |
| 500 dollars or less                                 | 750 229           | 59,3          | 0,27                       | 720 812           | 60,8          | 0,43                       | 562 431           | 58,9          | 0,34                       | 621 533           | 60,0          | 0,36                       | 718 856           | 68            | 0,41                       |
| 501-1 500 dollars                                   | 259 827           | 20,6          | 0,46                       | 277 156           | 23,4          | 0,16                       | 235 006           | 24,6          | 0,14                       | 188 182           | 18,2          | 0,13                       | 236 744           | 22,4          | 0,16                       |
| 1 501-2 500 dollars                                 | 31 309            | 2,5           | 0,28                       | 30 713            | 2,6           | 0,13                       | 41 038            | 4,3           | 0,17                       | 35 494            | 3,4           | 0,11                       | 21 891            | 2,1           | 0,07                       |
| over 2 500 dollars                                  | 222 847           | 17,6          | 0,65                       | 156 294           | 13,2          | 0,56                       | 116 293           | 12,2          | 0,27                       | 189 994           | 18,4          | 0,53                       | 79 218            | 7,5           | 0,5                        |
| <b>BY SPECIAL STATUS CATEGORY<sup>3</sup></b>       |                   |               |                            |                   |               |                            |                   |               |                            |                   |               |                            |                   |               |                            |
| Least developed countries                           | 634 011           | 50,2          | 1,29                       | 620 170           | 52,3          | 1,24                       | 605 705           | 63,4          | 1,18                       | 615 414           | 59,4          | 1,35                       | 631 898           | 59,8          | 1,32                       |
| Land-locked countries                               | 336 018           | 26,6          | 1,55                       | 249 933           | 21,1          | 1,14                       | 335 987           | 35,2          | 1,67                       | 369 037           | 35,6          | 1,74                       | 382 585           | 36,2          | 1,78                       |
| Low-income, food-deficit countries                  | 960 215           | 76,0          | 0,30                       | 966 423           | 81,6          | 0,29                       | 778 708           | 81,6          | 0,24                       | 748 117           | 72,3          | 0,25                       | 907 661           | 85,9          | 0,29                       |
| China and India                                     | 49 487            | 3,9           | 0,02                       | 52 760            | 4,5           | 0,03                       | 42 922            | 4,5           | 0,02                       | 50 769            | 4,9           | 0,02                       | 61 794            | 5,8           | 0,03                       |
| Without China and India                             | 910 728           | 72,0          | 0,79                       | 913 663           | 77,1          | 0,75                       | 735 786           | 77,1          | 0,60                       | 697 348           | 67,4          | 0,84                       | 845 867           | 80            | 0,88                       |
| <b>BY REGION/COUNTRY GROUP</b>                      |                   |               |                            |                   |               |                            |                   |               |                            |                   |               |                            |                   |               |                            |
| Sub-Saharan Africa                                  | 731 950           | 57,9          | 1,79                       | 693 744           | 58,5          | 1,66                       | 541 024           | 56,7          | 1,34                       | 538 194           | 52,0          | 1,37                       | 506 067           | 47,9          | 1,18                       |
| South and East Asia                                 | 123 351           | 9,8           | 0,05                       | 189 981           | 16,0          | 0,07                       | 128 029           | 13,4          | 0,05                       | 147 842           | 14,3          | 0,06                       | 294 551           | 27,9          | 0,11                       |
| Without China and India                             | 73 864            | 5,8           | 0,12                       | 137 221           | 11,6          | 0,22                       | 85 107            | 8,9           | 0,13                       | 97 073            | 9,4           | 0,24                       | 232 757           | 22            | 0,44                       |
| Latin America and the Caribbean                     | 87 194            | 6,9           | 0,22                       | 55 652            | 4,7           | 0,14                       | 86 559            | 9,1           | 0,22                       | 58 363            | 5,6           | 0,15                       | 51 753            | 4,9           | 0,35                       |
| North Africa and Middle East                        | 142 674           | 11,3          | 0,45                       | 93 500            | 7,9           | 0,29                       | 99 875            | 10,5          | 0,31                       | 128 015           | 12,4          | 0,39                       | 126 507           | 12            | 0,39                       |
| Europe and CIS <sup>4</sup>                         | 179 043           | 14,2          | 5,43                       | 152 097           | 12,8          | 4,06                       | 99 281            | 10,4          | 0,55                       | 162 790           | 15,7          | 0,82                       | 77 832            | 7,4           | 0,38                       |

<sup>1</sup> Exclusive of programme support and administrative costs. Also excluded are Trust funds (non-programmable) expenditures and operational expenditures such as insurance that cannot be apportioned by project/operation.

<sup>2</sup> GNP per capita and population estimates are based on World Bank data. For 1996 and 1997, the GNP per capita and population in 1995 were applied.

<sup>3</sup> Actual classifications for each year.

<sup>4</sup> Relief only.

**ANNEX IV TABLE 1: DEVELOPMENT PROJECTS APPROVED IN 1997**

| <b>Country</b>                                             | <b>Project number</b> | <b>Project title</b>                                                             | <b>Planned<br/>food beneficiaries<br/>per annum<br/>(<sup>'000</sup>)</b> | <b>Total WFP food<br/>commitments<br/>(<sup>'000</sup> tons)</b> | <b>Total WFP cost<br/>(million dollars)</b> | <b>Duration<br/>(years)</b> |
|------------------------------------------------------------|-----------------------|----------------------------------------------------------------------------------|---------------------------------------------------------------------------|------------------------------------------------------------------|---------------------------------------------|-----------------------------|
| Bolivia                                                    | 3866 (Exp.1)          | Participative integrated rural development                                       | 370                                                                       | 33,1                                                             | 17,8                                        | 5                           |
| China                                                      | 5717                  | Integrated agricultural development in Haidong Prefecture, Qinghai Province      | 260                                                                       | 49,9                                                             | 12,7                                        | 5                           |
| China                                                      | 5796                  | Integrated agricultural development in southwestern mountain area Anhui Province | 436                                                                       | 13,9                                                             | 3,3                                         | 5                           |
| Egypt                                                      | 3214 (Exp.1)          | Land development and settlement in the high dam lake area                        | 15                                                                        | 13,3                                                             | 5,5                                         | 5                           |
| Ethiopia                                                   | 5869                  | Urban women's fortified food facility                                            | 65                                                                        | 5,6                                                              | 2,1                                         | 2                           |
| Gambia                                                     | 5932                  | Transitory project/primary school feeding                                        | 96                                                                        | 2,9                                                              | 2,3                                         | 1                           |
| Gaza West Bank                                             | 5474                  | Support to social safety net schemes                                             | 65                                                                        | 16,1                                                             | 7,1                                         | 2                           |
| Honduras                                                   | 5691                  | Health and community development                                                 | 106                                                                       | 13,2                                                             | 8,9                                         | 5                           |
| Nepal                                                      | 3718 (Exp.1)          | Assistance to primary schools                                                    | 250                                                                       | 23,5                                                             | 15,0                                        | 4,3                         |
| Nicaragua                                                  | 4515 (Exp.1)          | Assistance to pre-school and school children in depressed area                   | 375                                                                       | 24,6                                                             | 18,4                                        | 3                           |
| Sudan                                                      | 531 (Exp.3)           | Assistance to primary, secondary and vocational schools                          | 230                                                                       | 27,6                                                             | 18,6                                        | 3                           |
| Syria                                                      | 2418 (Exp.4)          | Assistance to reforestation and rangelands management                            | 29                                                                        | 49,3                                                             | 17,6                                        | 4                           |
| <b>Budget increases approved by the Executive Board</b>    |                       |                                                                                  |                                                                           |                                                                  |                                             |                             |
| Morocco                                                    | 2288 (Exp.4)          | Rural primary school feeding                                                     | 260                                                                       | 45,5                                                             | 16,7                                        | 3,3                         |
| Ethiopia                                                   | 4929                  | Improving education through sustainable school feeding programmes                | 80                                                                        | 2,9                                                              | 2,8                                         | 1                           |
| <b>Budget increases approved by the Executive Director</b> |                       |                                                                                  |                                                                           | 57,3                                                             | 35,9                                        |                             |
| <b>Total</b>                                               |                       |                                                                                  |                                                                           | 378,7                                                            | 184,8                                       |                             |

**ANNEX IV TABLE 2: PROTRACTED RELIEF OPERATIONS APPROVED IN 1997**

| Country                             | Project number | Project title                                                                                                                                                                              | Planned food beneficiaries (000') | Total WFP food commitments (000'tons) | Total WFP cost | Total cost (million dollars) | Duration |
|-------------------------------------|----------------|--------------------------------------------------------------------------------------------------------------------------------------------------------------------------------------------|-----------------------------------|---------------------------------------|----------------|------------------------------|----------|
| Algeria                             | 4155 (Exp.7)   | Assistance to vulnerable groups among Western Saharan refugee:                                                                                                                             | 49                                | 5,7                                   | 3,4            | 5,9                          | 12       |
| Angola                              | 5602 (Exp.1)   | Food assistance to displaced and war-affected persons                                                                                                                                      | 662                               | 96,0                                  | 68,9           | 74,9                         | 12       |
| Djibouti                            | 4960 (Exp.3)   | Food assistance for Ethiopian and Somali refugees and Djibouti refugees repatriated from Ethiopia                                                                                          | 22                                | 4,1                                   | 2,2            | 3,7                          | 12       |
| Kenya                               | 4961 (Exp.3)   | Food assistance for Somali and Sudanese refugees                                                                                                                                           | 158                               | 30,0                                  | 17,8           | 36,4                         | 12       |
| Liberia                             | 4604 (Exp.6)   | Targeted food assistance for resettlement and repatriation of internally displaced persons and returning refugees in Liberia, and for Liberian refugees in Guinea, Côte d'Ivoire and Ghana | 1 285                             | 99,9                                  | 66,3           | 66,3                         | 18       |
| Mali                                | 5804           | Malian refugees, returnees and conflict-affected persons                                                                                                                                   | 238                               | 15,1                                  | 14,0           | 18,4                         | 18       |
| Mauritania                          | 5413 (Exp.3)   | Food aid for Malian refugees                                                                                                                                                               | 23                                | 2,5                                   | 1,8            | 2,9                          | 6        |
| Nepal                               | 5324 (Exp.2)   | Food assistance to Bhutanese refugees in Nepal                                                                                                                                             | 93                                | 19,4                                  | 7,8            | 12,6                         | 12       |
| Sierra Leone                        | 5802           | Targeted food assistance and support to resettlement of internally displaced persons in Sierra Leone and of returning Sierra Leonean refugees                                              | 453                               | 46,4                                  | 31,6           | 105,5                        | 12       |
| Sri Lanka                           | 5346 (Exp.4)   | Assistance to internally displaced persons                                                                                                                                                 | 50                                | 8,6                                   | 3,2            | 6,1                          | 12       |
| Yemen                               | 5771 (Exp.1)   | Food assistance for Somali refugees                                                                                                                                                        | 10                                | 2,3                                   | 1,2            | 2,1                          | 12       |
| Zambia                              | 5428 (Exp.3)   | Food assistance for refugees from Angola and Democratic Republic of the Congo                                                                                                              | 25                                | 3,8                                   | 2,3            | 6,3                          | 12       |
| <b>Total</b>                        |                |                                                                                                                                                                                            | <b>3 068</b>                      | <b>333,8</b>                          | <b>220,5</b>   | <b>341,1</b>                 |          |
| <b>Budget increases<sup>1</sup></b> |                |                                                                                                                                                                                            |                                   | <b>6,1</b>                            | <b>3,1</b>     |                              |          |

N.B.: Original budgets

<sup>1</sup> Budget increases approved in 1997 for all additional commitments (including operations approved in 1997).

**ANNEX IV TABLE 3: EMERGENCY OPERATIONS APPROVED IN 1997**

| Country             | Project number | Project title                                                                                          | Planned food beneficiaries per annum (000') | Total WFP food commitments (000'tons) | Total WFP cost (million dollars) | Total cost (million dollars) | Duration (months) |
|---------------------|----------------|--------------------------------------------------------------------------------------------------------|---------------------------------------------|---------------------------------------|----------------------------------|------------------------------|-------------------|
| Albania             | 5829           | Assistance to institutions                                                                             | 7                                           | 0,5                                   | 0,4                              | 0,4                          | 4                 |
| Albania             | 5830           | Destitute victims of Albania's crisis                                                                  | 400                                         | 15,0                                  | 6,5                              | 6,5                          | 3                 |
| Angola              | 5698 (Exp.1)   | Demobilization of soldiers                                                                             | 315                                         | 20,1                                  | 13,4                             | 13,4                         | 5                 |
| Azerbaijan          | 5302 (Exp.3)   | Internally displaced and other vulnerable groups                                                       | 155                                         | 5,1                                   | 2,8                              | 2,8                          | 12                |
| Central African Rep | 5882           | Displaced populations from Bangui                                                                      | 50                                          | 0,4                                   | 0,2                              | 0,2                          | 1                 |
| Chad                | 5798           | Drought victims in the Northern Sahelian zone                                                          | 356                                         | 8,0                                   | 5,4                              | 5,4                          | 5                 |
| Ecuador             | 5952           | Victims of El Niño                                                                                     | 112                                         | 0,3                                   | 0,2                              | 0,2                          | 3                 |
| Ethiopia            | 5831           | Relief food assistance to drought-affected pastoralists                                                | 560                                         | 25,9                                  | 11,6                             | 11,6                         | 3                 |
| Ethiopia            | 5886           | Assistance to victims of Belg crop failure                                                             | 1 067                                       | 35,2                                  | 12,5                             | 12,5                         | 3                 |
| Former Yugoslavia   | 5142 (Exp.5)   | Emergency food assistance to returnees, refugees, displaced persons and other war-affected populations | 1 934                                       | 153,6                                 | 85,2                             | 85,2                         | 12                |
| Gaza/West Bank      | 5884           | Assistance to special hardship cases                                                                   | 10                                          | 0,4                                   | 0,2                              | 0,2                          | 3                 |
| Georgia             | 5315 (Exp.3)   | Internally displaced persons and other vulnerable groups                                               | 170                                         | 11,1                                  | 4,8                              | 4,8                          | 9                 |
| Guatemala           | 5821           | Returnees and Displaced persons                                                                        | 29                                          | 3,4                                   | 1,6                              | 1,9                          | 9                 |
| Haiti               | 5828           | Assistance to drought-affected persons in the North-West Department of Haiti                           | 70                                          | 3,9                                   | 2,9                              | 2,9                          | 6                 |
| Iraq                | 5311 (Exp.5)   | Vulnerable groups, refugees, internally displaced and returnees                                        | 2 151                                       | 119,3                                 | 53,8                             | 53,8                         | 6                 |
| Iraq                | 5311 (Exp.6)   | Vulnerable groups                                                                                      | 1 141                                       | 55,8                                  | 31,6                             | 31,6                         | 9                 |
| Kenya               | 5803           | Drought victims in North-Eastern and Eastern Provinces                                                 | 477                                         | 24,7                                  | 13,9                             | 13,9                         | 6                 |
| Kenya               | 5803 (Exp.1)   | Drought victims in North-Eastern and Eastern Provinces                                                 | 542                                         | 6,6                                   | 2,8                              | 2,8                          | 4                 |
| Korea DPR           | 5710 (Exp.2)   | Emergency food assistance following floods                                                             | 4 700                                       | 335,7                                 | 143,5                            | 143,5                        | 12                |
| Korea DPR           | 5959           | Assistance for vulnerable groups                                                                       | 7 470                                       | 658,0                                 | 378,2                            | 378,2                        | 12                |
| Laos                | 5823           | Food assistance for flood victims                                                                      | 420                                         | 30,2                                  | 14,9                             | 14,9                         | 6                 |
| Madagascar          | 5834           | Vulnerable persons victims of cyclone Gretelle                                                         | 57                                          | 0,6                                   | 0,2                              | 0,2                          | 1                 |
| Madagascar          | 5945           | Mitigation of locust invasion and drought damage                                                       | 142                                         | 0,5                                   | 0,2                              | 0,2                          | 3                 |
| Mauritania          | 5819           | Assistance to victims of drought                                                                       | 200                                         | 16,5                                  | 7,9                              | 7,9                          | 6                 |
| Mozambique          | 5832           | Assistance to flood victims                                                                            | 70                                          | 12,5                                  | 4,4                              | 4,4                          | 12                |
| Nicaragua           | 5954           | Crop failure caused by drought - El Niño                                                               | 290                                         | 0,5                                   | 0,2                              | 0,2                          | 1                 |
| Nicaragua           | 5949           | Food assistance for families affected by El Niño in Central America                                    | 323                                         | 19,6                                  | 9,4                              | 9,4                          | 6                 |
| Pakistan            | 5818           | Food assistance to newly arrived refugees from Afghanistan                                             | 3                                           | 3,2                                   | 1,5                              | 2,3                          | 6                 |
| Rwanda              | 5624 (Exp.2)   | Food assistance to the Great Lakes region                                                              | 1 415                                       | 188,5                                 | 84,0                             | 84,0                         | 6                 |
| Sierra Leone        | 5767 (Exp.1)   | Relief food aid for war-affected populations in Sierra Leone                                           | 772                                         | 35,4                                  | 19,4                             | 19,4                         | 6                 |

**ANNEX IV TABLE 3: EMERGENCY OPERATIONS APPROVED IN 1997**

| Country                             | Project number | Project title                                                     | Planned food beneficiaries per annum (000') | Total WFP food commitments (000'tons) | Total WFP cost (million dollars) | Total cost (million dollars) | Duration (months) |
|-------------------------------------|----------------|-------------------------------------------------------------------|---------------------------------------------|---------------------------------------|----------------------------------|------------------------------|-------------------|
| Somalia                             | 5956           | Floods caused by El Niño                                          | 240                                         | 0,05                                  | 0,2                              | 0,2                          | 3                 |
| Sudan                               | 5826           | Emergency food assistance to war and drought-affected populations | 2 283                                       | 27,0                                  | 40,9                             | 40,9                         | 12                |
| Tajikistan                          | 5253 (Exp.3)   | Emergency food assistance for vulnerable groups                   | 500                                         | 29,0                                  | 16,0                             | 16,0                         | 12                |
| Tanzania                            | 5825           | Relief food assistance for drought victims                        | 200                                         | 10,1                                  | 4,2                              | 4,2                          | 4                 |
| Tanzania                            | 5889           | Assistance to drought affected persons                            | 1 400                                       | 76,0                                  | 33,1                             | 33,1                         | 9                 |
| Thailand                            | 5936           | Displaced Cambodians                                              | 42                                          | 0,5                                   | 0,2                              | 0,2                          | 1                 |
| Thailand                            | 5946           | Assistance to Cambodian refugees                                  | 70                                          | 7,9                                   | 3,2                              | 9,1                          | 8                 |
| Uganda                              | 5816           | Assistance to displaced persons in Northern Uganda                | 110                                         | 9,8                                   | 6,3                              | 6,7                          | 6                 |
| Uganda                              | 5816 (Exp.1)   | Assistance to displaced persons in Northern Uganda                | 258                                         | 21,0                                  | 12,8                             | 12,8                         | 9                 |
| Uganda                              | 5833           | Assistance to drought-affected persons in Eastern Uganda          | 81                                          | 1,5                                   | 0,6                              | 2,4                          | 3                 |
| <b>Total</b>                        |                |                                                                   | <b>28 864</b>                               | <b>1 973,4</b>                        | <b>1 031,1</b>                   | <b>1 040,3</b>               |                   |
| <b>Budget increases<sup>1</sup></b> |                |                                                                   |                                             | <b>13,1</b>                           | <b>23,1</b>                      |                              |                   |

N.B.: Commitments inclusive of budget revisions (+/-) as of 31 December 1997.

<sup>1</sup> For operations approved prior to reporting period.

**ANNEX V: TOTAL CONFIRMED CONTRIBUTIONS FOR 1997 BY DONOR (thousand dollars)**

|                 | Development | IEFR    | IRA   | PRO    | SO    | Others | Total   |
|-----------------|-------------|---------|-------|--------|-------|--------|---------|
| Andorra         | 2           | -       | -     | -      | -     | -      | 2       |
| Australia       | 37 777      | 14 258  | -     | 8 739  | -     | 1 772  | 62 545  |
| Australia - NGO | -           | 23      | -     | -      | -     | -      | 23      |
| Austria         | 2 952       | 1 567   | -     | 355    | -     | 36     | 4 910   |
| Austria - NGO   | -           | 42      | -     | -      | -     | -      | 42      |
| Bangladesh      | 531         | -       | -     | -      | -     | -      | 531     |
| Belgium         | 2 715       | 6 572   | -     | 7 480  | -     | 649    | 17 416  |
| Bhutan          | 2           | -       | -     | -      | -     | -      | 2       |
| Canada          | 58 906      | 11 677  | 2 158 | 17 797 | -     | 819    | 91 358  |
| Canada - NGO    | -           | 1 222   | -     | -      | -     | 243    | 1 464   |
| Chile           | -           | 100     | -     | -      | -     | -      | 100     |
| China           | 1 125       | -       | -     | -      | -     | -      | 1 125   |
| Colombia        | 16          | -       | -     | -      | -     | -      | 16      |
| Cuba            | -           | 551     | -     | -      | -     | -      | 551     |
| Cyprus          | 6           | -       | -     | -      | -     | -      | 6       |
| Denmark         | 30 292      | 6 795   | 739   | 6 370  | 51    | -      | 44 248  |
| Djibouti        | 1           | -       | -     | -      | -     | -      | 1       |
| EC              | 31 666      | 114 325 | -     | 64 336 | -     | 26 927 | 237 254 |
| Egypt           | 200         | -       | -     | -      | -     | -      | 200     |
| El Salvador     | 166         | -       | -     | -      | -     | -      | 166     |
| Finland         | 10 257      | 2 728   | 408   | -      | 375   | -      | 13 768  |
| France          | 4 849       | 3 874   | -     | 8 219  | -     | 4 941  | 21 884  |
| Gaza West bank  | -           | 1       | -     | -      | -     | -      | 1       |
| Germany         | 35 028      | 14 211  | -     | 18 045 | 868   | 335    | 68 487  |
| Ghana           | 5           | -       | -     | -      | -     | -      | 5       |
| Greece          | 150         | 20      | -     | -      | -     | -      | 170     |
| Holy See        | 10          | -       | -     | -      | -     | -      | 10      |
| Hong Kong - NGO | -           | 39      | -     | -      | -     | -      | 39      |
| Hungary         | 52          | -       | -     | -      | -     | -      | 52      |
| Iceland         | -           | 4       | -     | -      | -     | -      | 4       |
| India           | 1 920       | -       | -     | -      | -     | -      | 1 920   |
| Indonesia       | 97          | -       | -     | -      | -     | -      | 97      |
| Ireland         | 1 792       | 1 708   | 98    | 687    | -     | -      | 4 284   |
| Ireland - NGO   | -           | 200     | -     | -      | -     | -      | 200     |
| Italy           | 3 575       | 5 210   | -     | -      | 314   | 12     | 9 112   |
| Italy - Private | -           | 681     | -     | -      | -     | -      | 681     |
| Japan           | 16 600      | 63 662  | 927   | 17 653 | -     | 149    | 98 991  |
| Japan - NGO     | -           | 290     | -     | -      | -     | -      | 290     |
| Japan - Private | -           | 100     | -     | -      | -     | -      | 100     |
| Korea, Rep. of  | 540         | 20 527  | -     | -      | -     | -      | 21 067  |
| Lebanon         | 3           | -       | -     | -      | -     | -      | 3       |
| Malaysia        | 4           | -       | -     | -      | -     | -      | 4       |
| Mongolia        | 2           | -       | -     | -      | -     | -      | 2       |
| Morocco         | 2           | -       | -     | -      | -     | -      | 2       |
| Netherlands     | -           | 19 823  | 4 026 | 16 477 | 4 885 | 760    | 45 972  |
| New Zealand     | 412         | 405     | -     | -      | -     | -      | 817     |
| Norway          | 27 823      | 8 591   | 1 769 | -      | 1 631 | -      | 39 813  |
| OPEC            | -           | 400     | -     | -      | -     | -      | 400     |
| Other           | 1           | 225     | -     | -      | -     | -      | 225     |
| Panama          | 1           | -       | -     | -      | -     | -      | 1       |
| Philippines     | -           | 20      | -     | -      | -     | -      | 20      |



**ANNEX V: TOTAL CONFIRMED CONTRIBUTIONS FOR 1997 BY DONOR (thousand dollars)**

|                    | Development    | IEFR           | IRA           | PRO            | SO            | Others        | Total            |
|--------------------|----------------|----------------|---------------|----------------|---------------|---------------|------------------|
| Philippines - NGO  | -              | 20             | -             | -              | -             | -             | 20               |
| Portugal           | 50             | -              | -             | -              | -             | -             | 50               |
| Russian Federation | -              | 20             | -             | -              | -             | -             | 20               |
| Saudi Arabia       | -              | 10 100         | -             | -              | -             | -             | 10 100           |
| Slovakia           | 15             | -              | -             | -              | -             | -             | 15               |
| Slovenia           | -              | 72             | -             | -              | -             | -             | 72               |
| Spain              | 334            | 1 670          | -             | -              | 125           | 10 117        | 12 245           |
| Sri Lanka          | 135            | -              | -             | -              | -             | -             | 135              |
| Sweden             | 10 471         | 12 690         | 2 469         | 8 836          | 1 392         | 127           | 35 985           |
| Switzerland        | 3 448          | 5 375          | 690           | 6 628          | 1 101         | 500           | 17 742           |
| Syria              | 6              | -              | -             | -              | -             | -             | 6                |
| Tanzania           | 2              | -              | -             | -              | -             | -             | 2                |
| Thailand           | -              | 20             | -             | -              | -             | -             | 20               |
| Tunisia            | 82             | -              | -             | -              | -             | -             | 82               |
| UK                 | 6 199          | 12 959         | 132           | 12 050         | 233           | 3 216         | 34 789           |
| USA                | 56 510         | 203 278        | 4 000         | 125 232        | 5 530         | 13 829        | 408 380          |
| USA - Private      | 340            | 1 082          | -             | -              | -             | -             | 1 423            |
| Viet Nam           | 18             | -              | -             | -              | -             | -             | 18               |
| Yemen              | 8              | -              | -             | -              | -             | -             | 8                |
| Zimbabwe           | 49             | -              | -             | -              | -             | -             | 49               |
| <b>Total</b>       | <b>347 147</b> | <b>547 138</b> | <b>17 417</b> | <b>318 902</b> | <b>16 505</b> | <b>94 431</b> | <b>1 311 540</b> |



**ANNEX VII: BASIC DATA ON ACTIVE RELIEF OPERATIONS, BY REGION<sup>1</sup> - 1 January to 31 December 1997**

|  | <b>Total</b> | <b>Sub-Saharan Africa</b> | <b>South and East Asia</b> | <b>Latin America and Caribbean</b> | <b>Eastern Europe, CIS, North Africa and Middle East</b> |
|--|--------------|---------------------------|----------------------------|------------------------------------|----------------------------------------------------------|
|--|--------------|---------------------------|----------------------------|------------------------------------|----------------------------------------------------------|

**Number of operations**

|                            |           |           |           |          |           |
|----------------------------|-----------|-----------|-----------|----------|-----------|
| Refugees/displaced persons | 47        | 22        | 8         | 1        | 16        |
| Drought/crop failure       | 13        | 11        | -         | 2        | -         |
| Natural disasters          | 8         | 3         | 3         | 1        | 1         |
| <b>Total</b>               | <b>68</b> | <b>36</b> | <b>11</b> | <b>4</b> | <b>17</b> |

**Number of countries<sup>2</sup>**

|                            |           |           |          |          |           |
|----------------------------|-----------|-----------|----------|----------|-----------|
| Refugees/displaced persons | 36        | 16        | 6        | 1        | 13        |
| Drought/crop failure       | 4         | 2         | -        | 2        | -         |
| Natural disasters          | 5         | 2         | 2        | 1        | -         |
| <b>Total</b>               | <b>45</b> | <b>20</b> | <b>8</b> | <b>4</b> | <b>13</b> |

**Number of beneficiaries by purpose**

|                            |             | (million)   | (%)         | (million)  | (%)         | (million)  | (%)        | (million)  | (%)         |
|----------------------------|-------------|-------------|-------------|------------|-------------|------------|------------|------------|-------------|
| Refugees/displaced persons | 19,1        | 10,1        | 52,9        | 2,3        | 12,0        | 0,02       | 0,1        | 6,7        | 35,0        |
| Drought/crop failure       | 5,0         | 4,7         | 94,0        | -          | -           | 0,3        | 6,0        | -          | -           |
| Natural disasters          | 5,0         | 0,4         | 8,0         | 4,3        | 86,0        | 0,3        | 6,0        | 0,04       | -           |
| <b>Total</b>               | <b>29,1</b> | <b>15,2</b> | <b>52,2</b> | <b>6,6</b> | <b>22,7</b> | <b>0,6</b> | <b>2,1</b> | <b>6,7</b> | <b>23,0</b> |

**Total deliveries by purpose (shipments and local purchases)**

|                            |                  | (tons)         | (%)         | (tons)         | (%)         | (tons)        | (%)        | (tons)         | (%)         |
|----------------------------|------------------|----------------|-------------|----------------|-------------|---------------|------------|----------------|-------------|
| Refugees/displaced persons | 1 168 737        | 645 835        | 55,2        | 98 423         | 8,4         | 3 090         | 0,3        | 421 389        | 36,1        |
| Drought/crop failure       | 162 401          | 158 634        | 97,7        | -              | -           | 3 767         | 2,3        | -              | -           |
| Natural disasters          | 381 499          | 6 930          | 1,8         | 365 520        | 95,8        | 8 749         | 2,3        | 300            | 0,1         |
| <b>Total</b>               | <b>1 712 637</b> | <b>811 399</b> | <b>47,4</b> | <b>463 943</b> | <b>27,1</b> | <b>15 606</b> | <b>0,9</b> | <b>421 689</b> | <b>24,6</b> |

**Total WFP cost by purpose**

|                            |              | (million dollars) | (%)         | (million dollars) | (%)         | (million dollars) | (%)        | (million dollars) | (%)         |
|----------------------------|--------------|-------------------|-------------|-------------------|-------------|-------------------|------------|-------------------|-------------|
| Refugees/displaced persons | 535,2        | 334,5             | 62,5        | 30,9              | 5,8         | 1,3               | 0,2        | 168,5             | 31,5        |
| Drought/crop failure       | 59,3         | 57,7              | 97,3        | -                 | -           | 1,6               | 2,7        | -                 | -           |
| Natural disasters          | 107,5        | 2,2               | 2,0         | 102,4             | 95,2        | 2,9               | 2,7        | 0,06              | 0,1         |
| <b>Total</b>               | <b>702,0</b> | <b>394,4</b>      | <b>56,2</b> | <b>133,3</b>      | <b>19,0</b> | <b>5,8</b>        | <b>0,8</b> | <b>168,5</b>      | <b>24,0</b> |

<sup>1</sup> Emergency and Protracted operations.

<sup>2</sup> Countries have been counted once only. When countries received relief assistance for more than one type of operation the largest operation is reported.

**ANNEX VIII: BASIC DATA ON ACTIVE PROTRACTED RELIEF OPERATIONS (PROs)**  
**1 January to 31 December 1997**

| Item no. | Country, project no. and abridged title              | No. of planned beneficiaries | Total duration (months) | Date of approval | Total 1997 deliveries* |                      |                                     |                                   |
|----------|------------------------------------------------------|------------------------------|-------------------------|------------------|------------------------|----------------------|-------------------------------------|-----------------------------------|
|          |                                                      |                              |                         |                  | Quantity (tons)        | Food costs (dollars) | Other operational costs** (dollars) | Total operational costs (dollars) |
| 1        | AFGHANISTAN 5086.03<br>Relief and rehabilitation     | 1 600 000                    | 12                      | 17.11.95         | 29 025                 | 6 862 404            | 5 546 262                           | 12 408 666                        |
|          | AFGHANISTAN 5086.04<br>Relief and rehabilitation     | 1 500 000                    | 24                      | 24.10.96         | 133 808                | 22 618 987           | 18 348 706                          | 40 967 693                        |
| 2        | ALGERIA 4155.06<br>Western Saharan refugees          | 80 000                       | 18                      | 31.10.96         | 3 236                  | 796 383              | 667 664                             | 1 464 047                         |
| 3        | ANGOLA 5602<br>Displaced and war-affected persons    | 1 300 000                    | 12                      | 17.11.95         | 25 849                 | 6 738 809            | 7 711 145                           | 14 449 954                        |
|          | ANGOLA 5602.01<br>Displaced and war-affected persons | 662 000                      | 12                      | 22.01.97         | 43 021                 | 9 679 867            | 12 177 329                          | 21 857 196                        |
| 4        | BANGLADESH 5329<br>Rohingya refugees from Myanmar    | 200 000                      | 36                      | 28.10.93         | 4 684                  | 1 319 406            | 274 075                             | 1 593 481                         |
|          | BANGLADESH 5329.01<br>Rohingya refugees from Myanmar | 24 000                       | 16                      | 17.12.96         | 4 925                  | 866 982              | 533 337                             | 1 400 319                         |
| 5        | BURKINA FASO 5702<br>Tuareg refugees                 | 33 000                       | 19                      | 25.09.95         | 2 355                  | 828 710              | 198 848                             | 1 027 558                         |
| 6        | CAMBODIA 5483.02<br>Rehabilitation                   | 1 600 000                    | 12                      | 17.11.95         | 1 331                  | 355 377              | 59 895                              | 415 272                           |
|          | CAMBODIA 5483.03<br>Rehabilitation                   | 1 710 000                    | 18                      | 24.10.96         | 37 786                 | 11 580 315           | 2 136 473                           | 13 716 788                        |
| 7        | DJIBOUTI 4960.01<br>Ethiopian and Somali refugees    | 30 000                       | 14                      | 26.01.95         | 18                     | 1 800                | 1 206                               | 3 006                             |
|          | DJIBOUTI 4960.02<br>Ethiopian and Somali refugees    | 40 000                       | 12                      | 02.08.96         | 2 507                  | 731 107              | 278 798                             | 1 009 905                         |
|          | DJIBOUTI 4960.03<br>Ethiopian and Somali refugees    | 22 000                       | 12                      | 19.09.97         | 2 471                  | 784 416              | 216 132                             | 1 000 548                         |

**ANNEX VIII: BASIC DATA ON ACTIVE PROTRACTED RELIEF OPERATIONS (PROs)**  
**1 January to 31 December 1997**

| Item no. | Country, project no. and abridged title                                                    | No. of planned beneficiaries | Total duration (months) | Date of approval | Total 1997 deliveries* |                      |                                     |                                   |
|----------|--------------------------------------------------------------------------------------------|------------------------------|-------------------------|------------------|------------------------|----------------------|-------------------------------------|-----------------------------------|
|          |                                                                                            |                              |                         |                  | Quantity (tons)        | Food costs (dollars) | Other operational costs** (dollars) | Total operational costs (dollars) |
| 8        | ETHIOPIA 5241.01<br>Somali, Sudanese, Djibouti and Kenyan refugees                         | 419 850                      | 18                      | 26.05.95         | 26 251                 | 6 020 463            | 3 784 977                           | 9 805 440                         |
|          | ETHIOPIA 5241.02<br>Somali, Sudanese, Djibouti and Kenyan refugees and Ethiopian returnees | 306 700                      | 21                      | 24.10.96         | 72 475                 | 16 745 105           | 14 633 153                          | 31 378 258                        |
| 9        | IRAN 4161.04<br>Iraqi refugees                                                             | 66 000                       | 12                      | 24.10.96         | 8 669                  | 2 150 776            | 695 076                             | 2 845 852                         |
| 10       | IRAN 4258.07<br>Afghan refugees                                                            | 322 000                      | 12                      | 24.10.96         | 10 490                 | 1 888 501            | 1 161 968                           | 3 050 469                         |
| 11       | KENYA 4961.01<br>Somali, Ethiopian and Sudanese refugees                                   | 350 000                      | 27                      | 04.06.93         | 1 511                  | 435 434              | 240 917                             | 676 351                           |
|          | KENYA 4961.02<br>Somali, Ethiopian and Sudanese refugees                                   | 230 000                      | 24                      | 26.05.95         | 20 464                 | 4 959 340            | 3 524 438                           | 8 483 778                         |
|          | KENYA 4961.03<br>Somali, Ethiopian and Sudanese refugees                                   | 158 000                      | 15                      | 25.03.97         | 18 210                 | 4 202 966            | 3 619 021                           | 7 821 987                         |
| 12       | LIBERIA 4604.04<br>Regional (1)                                                            | 2 535 000                    | 12                      | 26.05.95         | 19 981                 | 5 958 646            | 3 038 821                           | 8 997 467                         |
|          | LIBERIA 4604.05<br>Regional (2)                                                            | 1 484 800                    | 12                      | 24.10.96         | 32 474                 | 8 426 554            | 6 402 839                           | 14 829 393                        |
| 13       | MALI 5804<br>Regional (3)                                                                  | 237 500                      | 18                      | 25.03.97         | 7 145                  | 2 453 427            | 1 339 121                           | 3 792 548                         |
| 14       | MAURITANIA 5413.02<br>Malian refugees                                                      | 38 000                       | 12                      | 01.03.96         | 1 200                  | 429 048              | 180 000                             | 609 048                           |
|          | MAURITANIA 5413.03<br>Malian refugees                                                      | 22 500                       | 6                       | 30.01.97         | 903                    | 372 795              | 139 726                             | 512 521                           |

**ANNEX VIII: BASIC DATA ON ACTIVE PROTRACTED RELIEF OPERATIONS (PROs)**  
**1 January to 31 December 1997**

| Item no. | Country, project no. and abridged title                          | No. of planned beneficiaries | Total duration (months) | Date of approval | Total 1997 deliveries* |                      |                                     |                                   |
|----------|------------------------------------------------------------------|------------------------------|-------------------------|------------------|------------------------|----------------------|-------------------------------------|-----------------------------------|
|          |                                                                  |                              |                         |                  | Quantity (tons)        | Food costs (dollars) | Other operational costs** (dollars) | Total operational costs (dollars) |
| 15       | NEPAL 5324.01<br>Bhutanese refugees                              | 90 000                       | 25                      | 17.11.95         | 17 188                 | 4 399 853            | 172 077                             | 4 571 930                         |
|          | NEPAL 5324.02<br>Bhutanese refugees                              | 93 500                       | 12                      | 22.10.97         | 3 771                  | 887 718              | 18 855                              | 906 573                           |
| 16       | PAKISTAN 4256.07<br>Safety net programme                         | 350 000                      | 18                      | 24.01.96         | 12 530                 | 2 673 371            | 1 145 300                           | 3 818 671                         |
| 17       | SIERRA LEONE 5802<br>Resettlement of IDPs and returning refugees | 452 840                      | 12                      | 25.03.97         | 5 981                  | 1 948 825            | 1 315 771                           | 3 264 596                         |
| 18       | SRI LANKA 5346.02<br>Displaced persons                           | 55 000                       | 12                      | 17.07.95         | 256                    | 85 565               | 0                                   | 85 565                            |
|          | SRI LANKA 5346.03<br>Displaced persons                           | 50 000                       | 17                      | 12.09.96         | 9 996                  | 2 326 734            | 289 691                             | 2 616 425                         |
| 19       | SUDAN 4168.04<br>Ethiopian and Eritrean refugees                 | 200 000                      | 24                      | 17.11.95         | 9 837                  | 3 286 405            | 1 201 828                           | 4 488 233                         |
| 20       | UGANDA 5623<br>Sudanese, Zairian and Rwandese refugees           | 320 000                      | 31                      | 26.05.95         | 57 562                 | 9 995 851            | 13 283 191                          | 23 279 042                        |
| 21       | YEMEN REP. OF 5771<br>Somali refugees                            | 8 000                        | 18                      | 05.07.96         | 1 719                  | 405 341              | 235 761                             | 641 102                           |

**ANNEX VIII: BASIC DATA ON ACTIVE PROTRACTED RELIEF OPERATIONS (PROs)**  
**1 January to 31 December 1997**

| Item no.     | Country, project no. and abridged title               | No. of planned beneficiaries | Total duration (months) | Date of approval | Total 1997 deliveries* |                      |                                     |                                   |
|--------------|-------------------------------------------------------|------------------------------|-------------------------|------------------|------------------------|----------------------|-------------------------------------|-----------------------------------|
|              |                                                       |                              |                         |                  | Quantity (tons)        | Food costs (dollars) | Other operational costs** (dollars) | Total operational costs (dollars) |
| 22           | ZAMBIA 5428.01<br>Refugees from Angola and Congo D.R. | 12 500                       | 12                      | 10.05.95         | 311                    | 57 715               | 27 990                              | 85 705                            |
|              | ZAMBIA 5428.02<br>Refugees from Angola and Congo D.R. | 6 500                        | 12                      | 12.09.96         | 590                    | 170 460              | 58 646                              | 229 106                           |
|              | ZAMBIA 5428.03<br>Refugees from Angola and Congo D.R. | 25 200                       | 12                      | 11.09.97         | 1 896                  | 576 442              | 169 917                             | 746 359                           |
| <b>Total</b> |                                                       |                              |                         |                  | <b>632 426</b>         | <b>144 021 898</b>   | <b>104 828 954</b>                  | <b>248 850 852</b>                |

<sup>1</sup> Includes: Liberia, Sierra Leone, Côte d'Ivoire and Guinea.

<sup>2</sup> Includes: Liberia, Guinea, Côte d'Ivoire and Ghana.

<sup>3</sup> Includes: Mali, Mauritania and Burkina Faso.

\* Shipments and local purchases.

\*\* Other operational costs include transport and ITSH as relevant.

Source: ODP

**ANNEX IX: BASIC DATA ON ACTIVE EMERGENCY OPERATIONS (EMOPs)**  
**1 January to 31 December 1997**

| Item no. | Country, project no. and abridged title                      | No. of planned beneficiaries | Total duration (months) | Date of approval | Total 1997 deliveries* |                      |                                     | Total operational (dollars) |
|----------|--------------------------------------------------------------|------------------------------|-------------------------|------------------|------------------------|----------------------|-------------------------------------|-----------------------------|
|          |                                                              |                              |                         |                  | Quantity (tons)        | Food costs (dollars) | Other operational costs** (dollars) |                             |
| 1        | ALBANIA 5829<br>Assistance to Institutions                   | 7 500                        | 6                       | 02.04.97         | 383                    | 106 533              | 84 150                              | 190 683                     |
| 2        | ALBANIA 5830<br>Destitute victims                            | 400 000                      | 18                      | 17.04.97         | 6 962                  | 1 682 678            | 877 426                             | 2 560 104                   |
| 3        | ALGERIA 5788<br>Malian refugees                              | 6 000                        | 8                       | 31.10.96         | 660                    | 341 833              | 66 231                              | 408 064                     |
| 4        | ANGOLA 5698<br>Demobilization of soldiers                    | 315 000                      | 5                       | 08.08.95         | 1 905                  | 1 114 302            | 542 264                             | 1 656 566                   |
|          | ANGOLA 5698.01<br>Demobilization of soldiers                 | 315 000                      | 5                       | 03.01.97         | 17 382                 | 4 063 178            | 4 534 058                           | 8 597 236                   |
| 5        | ARMENIA 5301.02<br>Internally displaced/Vulnerable groups    | 250 000                      | 17                      | 02.10.96         | 7 550                  | 2 022 360            | 862 314                             | 2 884 674                   |
| 6        | AZERBAIJAN 5302.01<br>Internally displaced/Vulnerable groups | 447 000                      | 17                      | 03.02.95         | 373                    | 110 656              | 40 984                              | 151 640                     |
|          | AZERBAIJAN 5302.02<br>Internally displaced/Vulnerable groups | 225 000                      | 13                      | 30.08.96         | 6 805                  | 1 988 031            | 705 542                             | 2 693 573                   |
| 7        | BURKINA FASO 5152.02<br>Tuareg refugees                      | 20 000                       | 11                      | 17.11.94         | 294                    | 86 908               | 0                                   | 86 908                      |
| 8        | CENTRAL AFRICAN REPUBLIC 5882<br>Displaced populations       | 50 000                       | 1                       | 04.07.97         | 360                    | 178 123              | 3 600                               | 181 723                     |
| 9        | CHAD 5798<br>Drought victims in Northern Sahelian zone       | 356 000                      | 3                       | 03.03.97         | 5 379                  | 656 240              | 2 456 548                           | 3 112 788                   |
| 10       | CUBA 5792<br>Hurricane victims                               | 205 000                      | 3                       | 22.11.96         | 8 749                  | 2 844 221            | 74 470                              | 2 918 691                   |
| 11       | ERITREA 5726<br>Returnees                                    | 100 000                      | 12                      | 20.12.95         | 5 000                  | 820 000              | 920 000                             | 1 740 000                   |



**ANNEX IX: BASIC DATA ON ACTIVE EMERGENCY OPERATIONS (EMOPs)**

**1 January to 31 December 1997**

| Item no. | Country, project no. and abridged title                                         | No. of planned beneficiaries | Total duration (months) | Date of approval | Total 1997 deliveries* |                      |                                     | Total operational (dollars) |
|----------|---------------------------------------------------------------------------------|------------------------------|-------------------------|------------------|------------------------|----------------------|-------------------------------------|-----------------------------|
|          |                                                                                 |                              |                         |                  | Quantity (tons)        | Food costs (dollars) | Other operational costs** (dollars) |                             |
| 12       | ETHIOPIA 5635<br>Crop failure                                                   | 700 000                      | 22                      | 12.05.95         | 20 384                 | 3 850 493            | 1 454 966                           | 5 305 458                   |
| 13       | ETHIOPIA 5764<br>Acute food deficit areas                                       | 550 000                      | 19                      | 17.04.96         | 28 100                 | 4 696 473            | 3 845 570                           | 8 542 043                   |
| 14       | ETHIOPIA 5831<br>Drought-affected pastoralists                                  | 560 000                      | 3                       | 18.05.97         | 24 298                 | 4 245 760            | 5 840 679                           | 10 086 439                  |
| 15       | GAZA/ WEST BANK 5884<br>Assistance to special hardship cases                    | 10 000                       | 3                       | 11.08.97         | 380                    | 142 602              | 3 800                               | 146 402                     |
| 16       | GEORGIA 5315.02<br>Internally displaced/Vulnerable groups                       | 300 000                      | 16                      | 19.07.96         | 7 202                  | 2 688 454            | 889 219                             | 3 577 673                   |
|          | GEORGIA 5315.03<br>Internally displaced/Vulnerable groups                       | 170 000                      | 9                       | 03.10.97         | 410                    | 446 614              | 63 076                              | 509 690                     |
| 17       | GUATEMALA 5821<br>Returnees and internally displaced                            | 29 000                       | 9                       | 21.05.97         | 3 090                  | 775 758              | 472 119                             | 1 247 877                   |
| 18       | HAITI 5828<br>Drought                                                           | 70 000                       | 6                       | 05.05.97         | 3 687                  | 860 547              | 688 154                             | 1 548 701                   |
| 19       | IRAQ 5311.04<br>Destitute and vulnerable persons                                | 2 151 000                    | 12                      | 21.12.95         | 12 553                 | 3 748 226            | 755 509                             | 4 503 735                   |
|          | IRAQ 5311.05<br>Vulnerable groups, refugees, internally displaced and returnees | 2 151 000                    | 6                       | 03.01.97         | 21 033                 | 7 871 350            | 1 496 668                           | 9 368 018                   |
|          | IRAQ 5311.06<br>Vulnerable groups                                               | 1 140 889                    | 15                      | 09.04.97         | 10 920                 | 5 396 759            | 1 095 890                           | 6 492 649                   |
| 20       | KENYA 5803<br>Drought                                                           | 476 613                      | 6                       | 21.10.97         | 24 574                 | 5 052 456            | 5 391 130                           | 10 443 586                  |
|          | KENYA 5803.01<br>Drought                                                        | 542 000                      | 4                       | 01.10.97         | 2 800                  | 672 000              | 476 000                             | 1 148 000                   |
| 21       | KOREA, DPR 5710.01                                                              | 1 575 000                    | 10                      | 05.07.96         | 28 134                 | 5 662 215            | 951 101                             | 6 613 316                   |

**ANNEX IX: BASIC DATA ON ACTIVE EMERGENCY OPERATIONS (EMOPs)**  
**1 January to 31 December 1997**

| Item no. | Country, project no. and abridged title                              | No. of planned beneficiaries | Total duration (months) | Date of approval | Total 1997 deliveries* |                      |                                     |                             |
|----------|----------------------------------------------------------------------|------------------------------|-------------------------|------------------|------------------------|----------------------|-------------------------------------|-----------------------------|
|          |                                                                      |                              |                         |                  | Quantity (tons)        | Food costs (dollars) | Other operational costs** (dollars) | Total operational (dollars) |
|          | Floods                                                               |                              |                         |                  |                        |                      |                                     |                             |
|          | KOREA, DPR 5710.02<br>Floods                                         | 4 700 000                    | 12                      | 12.02.97         | 311 789                | 63 485 546           | 20 810 959                          | 84 296 505                  |
| 22       | LAOS 5725<br>Floods                                                  | 150 000                      | 12                      | 13.12.95         | 2 000                  | 744 450              | 93 180                              | 837 630                     |
| 23       | LAOS 5823<br>Floods                                                  | 420 000                      | 13                      | 11.03.97         | 23 597                 | 9 155 551            | 1 486 087                           | 10 641 638                  |
| 24       | MADAGASCAR 5834<br>Cyclone                                           | 56 709                       | 1                       | 30.04.97         | 598                    | 112 057              | 59 800                              | 171 857                     |
| 25       | MADAGASCAR 5945<br>Mitigation of locust invasion and drought damages | 141 620                      | 3                       | 20.10.97         | 497                    | 78 946               | 44 730                              | 123 676                     |
| 26       | MAURITANIA 5819<br>Drought mitigation                                | 200 000                      | 8                       | 13.03.97         | 15 100                 | 2 864 039            | 3 340 365                           | 6 204 404                   |
| 27       | MOZAMBIQUE 5638<br>Drought                                           | 300 000                      | 14                      | 30.04.95         | 6 000                  | 1 087 000            | 1 020 000                           | 2 107 000                   |
| 28       | MOZAMBIQUE 5770<br>Floods, returnees, former internally displaced    | 162 600                      | 12                      | 19.07.96         | 5 527                  | 940 796              | 639 135                             | 1 579 931                   |
| 29       | MOZAMBIQUE 5832<br>Floods                                            | 70 000                       | 12                      | 23.07.97         | 805                    | 355 850              | 89 360                              | 445 210                     |
| 30       | NICARAGUA 5954<br>Crop failure caused by drought                     | 290 000                      | 1                       | 20.11.97         | 80                     | 59 990               | 4 000                               | 63 990                      |
| 31       | PAKISTAN 5818<br>Afghan refugees in Peshawar                         | 30 000                       | 6                       | 17.04.97         | 3 158                  | 578 391              | 327 312                             | 905 703                     |
| 32       | RUSSIAN FEDERATION 5665.01<br>Displaced persons                      | 91 500                       | 10                      | 30.06.96         | 775                    | 551 761              | 80 548                              | 632 309                     |

**ANNEX IX: BASIC DATA ON ACTIVE EMERGENCY OPERATIONS (EMOPs)**  
**1 January to 31 December 1997**

| Item no. | Country, project no. and abridged title       | No. of planned beneficiaries | Total duration (months) | Date of approval | Total 1997 deliveries* |                      |                                     | Total operational (dollars) |
|----------|-----------------------------------------------|------------------------------|-------------------------|------------------|------------------------|----------------------|-------------------------------------|-----------------------------|
|          |                                               |                              |                         |                  | Quantity (tons)        | Food costs (dollars) | Other operational costs** (dollars) |                             |
| 33       | RWANDA 5624<br>Rwanda/Burundi regional (1)    | 2 995 650                    | 13                      | 10.03.95         | 14 987                 | 4 513 043            | 4 507 726                           | 9 020 769                   |
|          | RWANDA 5624.01<br>Rwanda/Burundi regional (2) | 2 330 000                    | 9                       | 24.10.96         | 164 128                | 58 080 822           | 49 139 408                          | 107 220 230                 |
|          | RWANDA 5624.02<br>Great Lakes regional (3)    | 1 415 430                    | 18                      | 12.08.97         | 23 052                 | 6 990 547            | 4 228 155                           | 11 218 702                  |
| 34       | SIERRA LEONE 5767<br>Internally displaced     | 609 000                      | 9                       | 18.03.96         | 12 277                 | 3 408 370            | 1 962 937                           | 5 371 307                   |
|          | SIERRA LEONE 5767.01<br>Internally displaced  | 771 580                      | 6                       | 22.01.97         | 11 170                 | 2 700 865            | 1 715 154                           | 4 416 019                   |
| 35       | SOMALIA 5036.04<br>Rehabilitation             | 533 000                      | 36                      | 30.12.94         | 6 887                  | 1 612 694            | 2 231 396                           | 3 844 091                   |
| 36       | SUDAN 5016.01<br>Relief and rehabilitation    | 2 784 000                    | 6                       | 29.03.93         | 10 745                 | 2 207 672            | 4 690 142                           | 6 897 814                   |
|          | SUDAN 5016.02<br>Relief and rehabilitation    | 1 500 000                    | 33                      | 20.01.94         | 5 622                  | 1 316 458            | 2 764 979                           | 4 081 437                   |
| 37       | SUDAN 5826<br>War and drought affected        | 2 283 000                    | 12                      | 05.05.97         | 9 892                  | 1 792 961            | 5 680 578                           | 7 473 539                   |
| 38       | TAJIKISTAN 5253.02<br>Internally displaced    | 400 000                      | 11                      | 05.06.96         | 14 541                 | 4 380 654            | 2 609 953                           | 6 990 607                   |
|          | TAJIKISTAN 5253.03<br>Internally displaced    | 500 000                      | 21                      | 16.05.97         | 11 020                 | 3 193 675            | 2 194 346                           | 5 388 021                   |
| 39       | TANZANIA 5825<br>Drought                      | 200 000                      | 4                       | 08.04.97         | 10 031                 | 2 644 562            | 828 150                             | 3 472 712                   |
| 40       | TANZANIA 5889<br>Drought                      | 1 400 000                    | 9                       | 06.11.97         | 20 171                 | 4 052 844            | 2 680 150                           | 6 732 995                   |

**ANNEX IX: BASIC DATA ON ACTIVE EMERGENCY OPERATIONS (EMOPs)**  
**1 January to 31 December 1997**

| Item no.     | Country, project no. and abridged title                                               | No. of planned beneficiaries | Total duration (months) | Date of approval | Total 1997 deliveries* |                      |                                     |                             |
|--------------|---------------------------------------------------------------------------------------|------------------------------|-------------------------|------------------|------------------------|----------------------|-------------------------------------|-----------------------------|
|              |                                                                                       |                              |                         |                  | Quantity (tons)        | Food costs (dollars) | Other operational costs** (dollars) | Total operational (dollars) |
| 41           | THAILAND 5936<br>Cambodian refugees                                                   | 42 000                       | 21 days                 | 02.10.97         | 448                    | 148 783              | 0                                   | 148 783                     |
| 42           | THAILAND 5946<br>Cambodian refugees                                                   | 70 000                       | 8                       | 05.11.97         | 2 350                  | 738 714              | 0                                   | 738 714                     |
| 43           | UGANDA 5816<br>Displaced persons                                                      | 110 000                      | 10                      | 23.02.97         | 9 122                  | 2 270 207            | 2 082 228                           | 4 352 435                   |
| 44           | UGANDA 5833<br>Drought                                                                | 81 300                       | 3                       | 06.08.97         | 1 300                  | 282 750              | 147 550                             | 430 300                     |
| 45           | YEMEN REP. OF 5785<br>Floods                                                          | 43 500                       | 1                       | 22.06.96         | 300                    | 65 400               | 0                                   | 65 400                      |
| 46           | FORMER YUGOSLAVIA 5142.03<br>Returnee, refugee, internally displaced and war-affected | 2 109 500                    | 6                       | 03.08.95         | 11 193                 | 5 467 010            | 2 507 298                           | 7 974 308                   |
|              | FORMER YUGOSLAVIA 5142.04<br>Returnee, refugee, internally displaced and war-affected | 2 245 800                    | 12                      | 24.04.96         | 97 922                 | 29 635 826           | 13 252 310                          | 42 888 136                  |
|              | FORMER YUGOSLAVIA 5142.05<br>Returnee, refugee, internally displaced and war-affected | 1 934 000                    | 12                      | 07.05.97         | 23 760                 | 6 380 724            | 3 357 494                           | 9 738 218                   |
| <b>Total</b> |                                                                                       |                              |                         |                  | <b>1 080 211</b>       | <b>284 023 728</b>   | <b>169 166 898</b>                  | <b>453 190 626</b>          |

<sup>1</sup> Includes: Rwanda, Burundi, Tanzania and Congo D.R.

<sup>2</sup> Includes: Rwanda, Burundi, Tanzania and Congo D.R.

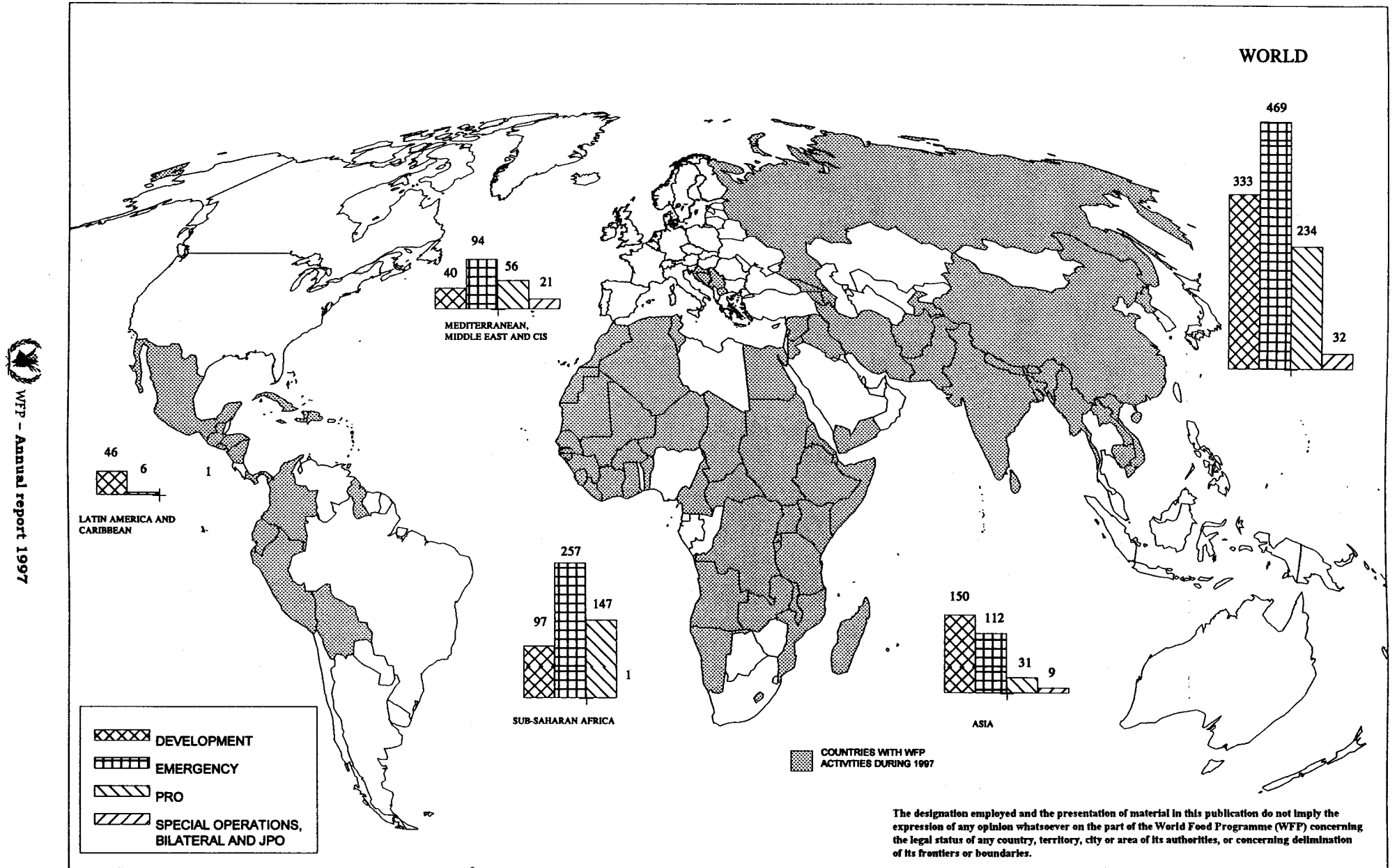
<sup>3</sup> Includes: Rwanda, Burundi, Tanzania, Congo D.R., Uganda and Congo.

\* Shipments and local purchases.

\*\* Other operational costs include transport and ITSH as relevant.



# WFP OPERATIONAL EXPENDITURES BY REGION AND TYPE, 1997 (IN MILLION DOLLARS)



WFP - Annual report 1997