

برنامج  
الأغذية  
العالمي



Programme  
Alimentaire  
Mondial

World  
Food  
Programme

Programa  
Mundial  
de Alimentos

**Executive Board  
Annual Session**

**Rome, 9–12 June 2008**

# **DRAFT COUNTRY PROGRAMMES**


**Agenda item 8**

*For consideration*



Distribution: GENERAL  
**WFP/EB.A/2008/8/1**  
7 May 2008  
ORIGINAL: FRENCH

## **DRAFT COUNTRY PROGRAMME NIGER 10614.0 (2009–2013)**



This document is printed in a limited number of copies. Executive Board documents are available on WFP's website (<http://www.wfp.org/eb>).

## NOTE TO THE EXECUTIVE BOARD

**This document is submitted to the Executive Board for consideration.**

The Secretariat invites members of the Board who may have questions of a technical nature with regard to this document to contact the WFP staff focal points indicated below, preferably well in advance of the Board's meeting.

Regional Director a.i., OMD\*:      Mr J. Wickens      tel.: 066513-2758

Senior Liaison Officer, OMD:      Mr T. Lecato      tel.: 066513-2370

Should you have any questions regarding matters of dispatch of documentation for the Executive Board, please contact Ms C. Panlilio, Administrative Assistant, Conference Servicing Unit (tel.: 066513-2645).

\* Regional Bureau Dakar (West Africa)



## EXECUTIVE SUMMARY

Niger is one of the world's least developed countries and a low-income food deficit country; its population is 13.5 million and growing at an annual rate of 3.3 percent. In 2005, 61 percent of the population was living on less than one dollar a day and in 2007 the country ranked 174<sup>th</sup> out of 177 countries in the United Nations Development Programme's Human Development Index.

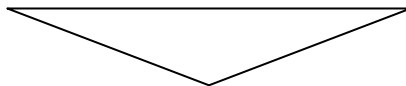
The Joint Survey on Household Vulnerability to Food Insecurity, conducted in November 2006, found 30 percent of the population (3,500,000 people) affected by food insecurity. Around half of children under 5 showed signs of stunting and the rate of acute malnutrition was over 11 percent. The gross school enrolment rate in 2005/2006 was 54 percent overall and only 44 percent for girls.

The objectives of the new country programme for the period 2009–2013, which will cover 1,251,000 beneficiaries, are to: i) increase access to basic education, especially for girls; ii) strengthen the prevention and mitigation of food insecurity during lean periods; and iii) contribute to improving the health and nutritional status of patients living with HIV/AIDS and tuberculosis. The programme supports WFP's Strategic Objectives 2, 3, and 4 of the Strategic Plan 2006–2008, and is in line with the United Nations Development Assistance Framework for 2009–2013 and Niger's 2008–2012 Accelerated Development and Poverty Reduction Strategy. The country programme also contributes to the first six Millennium Development Goals. WFP's Enhanced Commitments to Women (II, III and V) and its Gender Policy 2003–2007 have also been taken into account.

Educational and rural development activities will focus on those rural areas of Niger that are structurally vulnerable to food insecurity; the school feeding activities will also take into account low school enrolment rates. Health activities will be limited to the urban centres of Niamey, Zinder, Maradi and Tahoua.

The main problems addressed by the country programme reflect Niger's long-term challenges including preventing and managing crises and natural disasters and improving social services together with social safety nets. WFP will continue to promote capacity-building and to support the Government's development efforts so that it can gradually take over a number of activities.

## DRAFT DECISION\*



The Board endorses draft country programme Niger 10614.0 (2009–2013) (WFP/EB.A/2008/8/1), for which the food requirement is 52,569 mt at a cost of US\$46.4 million covering total WFP costs, and authorizes the Secretariat to formulate a country programme, taking into account the observations of the Board.

---

\* This is a draft decision. For the final decision adopted by the Board, please refer to the Decisions and Recommendations document (WFP/EB.A/2008/16) issued at the end of the session.



---

## SITUATION ANALYSIS

1. Niger is one of the world's least developed countries and a low-income food deficit country; its population is 13.5 million<sup>1</sup> and growing at an annual rate of 3.3 percent per year.<sup>2</sup> In 2007 the *Human Development Report* of the United Nations Development Programme (UNDP) ranked Niger 174th out of 177 countries.
2. A landlocked African country located in the Saharo-Sahelian belt, Niger shares borders with seven countries: Algeria and the Libyan Arab Jamahiriya to the north, Mali and Burkina Faso to the west, Chad to the east and Benin and Nigeria to the south. It is divided into eight regions, 36 departments and 265 municipalities. Nine tenths of the population is concentrated inside a thin band 200 km long of arable land running along the southern border with Nigeria. The economy is based chiefly on the agricultural sector, followed by mining (uranium) and the informal sector. The agricultural sector, which accounted for 46.7 percent of gross domestic product (GDP) in 2006, revolves mainly around rainfed agriculture and pastoralism, which account for a third of the sector's added value.<sup>3</sup> The rural population is estimated at 83 percent of the total population; its livelihoods are based on extensive agro-sylvo-pastoral activities with a low level of productivity and are highly dependent on erratic rainfall and on the degree of degradation of natural resources.

### Poverty and Food Insecurity

3. Niger is subject to recurrent cereal production deficits affecting between 10 and 30 percent of the population, depending on the season. The lean period from May to September, when food insecurity is highest, coincides with the intensification of agricultural activity.
4. The 2005 food crisis followed a particularly difficult lean period, aggravated by the disturbance of regional markets and people's poor nutritional habits. The crisis was triggered by the combined effects on the markets of lower production and higher cereal prices. These short-term problems were compounded by structural difficulties, including high population growth, environmental degradation and weak health and education systems.
5. Data from the 2006 Joint Survey on Household Vulnerability to Food Insecurity found 30 percent of the population – more than 3.5 million people, most of them living in rural areas – affected by structural food insecurity. Within that 30 percent, 9 percent of households were severely food insecure and 21 percent moderately food insecure. Such families had very poor diets and kept food stocks that would last them for only three months.
6. In 2005, 61 percent of the population was living on less than one dollar a day and per capita GDP was US\$244.<sup>2</sup> Three out of four poor people were women.<sup>4</sup>

---

<sup>1</sup> National Statistics Institute, 2007

<sup>2</sup> UNDP. *Human Development Report 2007/2008*.

<sup>3</sup> World Bank. *Country Brief*. March 2007.

<sup>4</sup> QUIBB questionnaire, 2005 (QUIBB is the *Questionnaire des Indicateurs de Base du Bien-Être* (Questionnaire of Basic Well-Being Indicators))



7. Niger recently approved an Accelerated Development and Poverty Reduction Strategy for the period 2008–2012 that represents a reference framework for the Government on economic and social development issues.

## Nutrition and Health

8. In 2006, life expectancy was 56.9 years, the prevalence of acute malnutrition was 11.1 percent, and the infant mortality rate was 81 deaths for every 1,000 live births – due largely to infectious and parasite-borne diseases.<sup>5</sup> The 2006 Niger demographic and health multiple indicator survey (EDSN-MICS III) found that 50 percent of children under 5 exhibited signs of stunting. Among adults an analysis of body mass index showed over 20 percent of the population suffering from chronic energy deficiency. Only 46 percent of the population had access to iodine and eight out of ten children aged between 6 and 59 months were affected by anaemia.<sup>6</sup>
9. Every year a large part of the rural population is forced to migrate temporarily to neighbouring countries in search of work, thus running increased risks of exposure to sexually transmitted diseases (STDs) and HIV/AIDS. Recent data on the HIV/AIDS situation in Niger showed a seroprevalence rate of 0.7 percent in the 15–49 age group.<sup>6</sup> Tuberculosis (TB) is a major public health problem in Niger and the principal aim of the campaign against TB is to reduce morbidity and mortality by increasing the detection rate from 42 to 70 percent and the recovery rate from 60 to 85 percent.
10. The Government aims to respond to these challenges with its Health Development Plan 2005–2009, its National Strategic Framework to Fight STDs and HIV/AIDS 2007–2010 and the National Programme to Fight Tuberculosis 2007–2010.
11. As regards the nutritional situation, 66 percent of the current protracted relief and recovery operation (PRRO) 10611.0 is earmarked for nutritional activities, targeting children under 5 and pregnant and lactating women.

## Education

12. The gross enrolment rate (GER) increased from 37 percent in 2000 to 54 percent in 2005/2006 and it is very likely that it will cross the 55 percent threshold during the 2007/2008 school year. But improved access to education due to the construction of new schools and the formation of extra classes has not improved the retention rate. The primary school retention rate in five regions (Agadez, Diffa, Tahoua, Tillabéri and Zinder) was below the national average of 40 percent.
13. Nationally, progress failed to narrow the gap between girls' and boys' rates of enrolment, which widened from 17.7 percentage points in 2002/2003 to 19 percentage points in 2005/2006. In 2005/2006 the completion rate of primary schooling stood at 49 percent for boys and 31 percent for girls. The underlying reasons are educational, socio-cultural, economic and institutional. However, in schools assisted by WFP with daily hot meals and take-home rations the gender parity ratio increased from 0.57 in 1999/2000 to 0.75 in 2005/2006

---

<sup>5</sup> Health Development Plan 2005–2009

<sup>6</sup> *Enquête démographique et sanitaire du Niger à indicateurs multiples* (EDSN-MICS III, 2006)



14. Niger has taken part in a number of regional and international initiatives intended to promote basic education and achieve universal primary education, including: i) Education for All (Dakar, 2000); ii) recommendations of the Summit of Heads of State of the six African countries with the lowest school attendance rates (Bamako, 2000); and iii) the Sahel Alliance for Basic Education (Dakar, 2003). In 2003 the country also adopted a Ten-Year Education Development Programme (*Programme décennal de développement de l'éducation*, PDDE 2003–2012).

## PREVIOUS COOPERATION AND LESSONS LEARNED

15. The country programme (CP) currently underway (2004–2008) was extended by a year in order to align it with the new United Nations Development Assistance Framework (UNDAF). It features three components in the areas of rural development, education and health. It is being implemented in collaboration with other United Nations agencies, national and international non-governmental organizations (NGOs) and in line with development projects and programmes.
16. A mid-term evaluation undertaken in 2006 found that the main problems addressed by the CP corresponded to WFP's priorities for development as well as those of the Government of Niger, its partners and the communities involved, and that the activities being implemented were in line with the focus and orientation of Niger's Poverty Reduction Strategy (PRS), Rural Development Strategy (2003–2015), PDDE 2003–2012 and Health Development Plan (2005–2009).
17. The recommendations of the evaluation may be summarized as follows:
- **Component 1:** Creation of productive assets and prevention/mitigation of food crises: i) limit cereal bank loans to one third of stocks in order to avoid the problem of replenishing stocks; ii) ensure close and continuous management of cereal banks; iii) harmonize management rules, involving village councils; and iv) strengthen cereal banks by establishing networks in vulnerable areas.
  - **Component 2:** Support to basic education: i) review individual rations and the number of days of distribution; ii) re-examine monitoring tools; iii) take into account parents' and the Government's contributions to school canteens; iv) clarify the role of all counterparts, and integrate government and WFP oversight and monitoring of the canteens into a single mechanism; v) strengthen awareness-raising campaigns; and vi) refine selection criteria for schools.
  - **Component 3:** Support to fight HIV/AIDS, TB and malnutrition: i) consider extending interventions to the Maradi, Zinder, Tahoua and Agadez regions, provided that qualified partners are available; ii) improve training of stock managers; and iii) hold technical coordination meetings on a regular basis and clarify the mandates and responsibilities of all actors involved.
18. Regarding the coherence of the CP's design and components, the evaluation also recommended: i) basing it on WFP's Strategic Plan for the period under consideration; ii) using a limited number of easily measurable indicators; and iii) selecting the activities at the time the next CP is being formulated.
19. The CP currently underway requires 67,198 mt of commodities at a cost of US\$44,256,496. Since 2004, 42,048 mt have been distributed to more than 1.4 million beneficiaries.



20. In April 2007, after the winter 2006 season produced a surplus, the Government suspended food-for-work activities until further notice, indicating that priority should be given to cash-for-work activities.

## COUNTRY PROGRAMME STRATEGIC FOCUS

21. Individual components of the CP will be implemented in the following proportions: 55 percent for the education sector; 33 for rural development and 12 for the health sector.
22. Objectives of the CP will be to: i) increase access to basic education, especially for girls; ii) strengthen the prevention and mitigation of food insecurity during lean periods; and iii) contribute to improving the health and nutritional status of patients living with HIV/AIDS and TB. These support WFP's Strategic Objectives 2, 3 and 4 of the Strategic Plan (2006–2008) and the main goals of the UNDAF (2009–2013) and Niger's 2008–2012 Accelerated Development and Poverty Reduction Strategy (ADPRS). The CP also contributes to the first six Millennium Development Goals (MDGs). The Enhanced Commitments to Women (2003–2007) were also been taken into account, especially commitments II, III and V.
23. Educational activities will be conducted in rural areas of Niger that are structurally vulnerable to food insecurity and where gross school enrolment rates are lowest. Support to the rural development sector will also be provided in structurally vulnerable areas, and preferably where school canteens are operating with the help of WFP, other United Nations organizations and technical and financial partners. As regards the health sector, the CP will target those urban communities in Niamey, Zinder, Maradi and Tahoua with the highest expected number of patients.
24. The main outcomes expected by 2013 are the following:
- increased annual primary school enrolment rates (especially of girls) in targeted areas and reduced absenteeism and dropout rates;
  - improved food availability during the lean season through the establishment of cereal banks;
  - improved health and nutritional status for at least 75 percent of AIDS patients undergoing anti-retroviral (ARV) treatment and an improved recovery rate for TB patients (increased to 85 percent).

## Programme Components

⇒ *Component 1 : Support for Achievement of Millennium Development Goals in the Education Sector*

25. The long-term objective of Component 1 is to support the Government in implementing its educational policies and strategies. Specific objectives of the activity will be to help: i) increase enrolment and attendance of children in WFP-assisted schools; and ii) encourage girls to complete primary education.
26. Geographical departments will be selected according to their level of food insecurity and their gross school enrolment rate (below 40 percent). Some 90,000 pupils registered in public schools, and community schools or *madrassas* officially recognized by the Ministry of Education, will be targeted during the 2009/2010 school year. WFP will target 702 out





of 8,023 rural schools, paying particular attention to schools in areas where the Essential Package is being jointly implemented. Community schools and certain *madrassas* may be selected along with public schools, as long as they meet established criteria.

27. Two hot meals (breakfast and lunch) will be served for 180 days per year as an incentive for pupils to attend school. In addition, 100-kg dry family rations will be distributed to girls enrolled in the last two years of the first cycle of primary education (CM1 and CM2), because CM2 is when the gap between boys and girls tends to widen. The breakfast will consist of 80 g of corn-soya blend (CSB), 10 g of sugar and 5 g of enriched vegetable oil; lunch will consist of 120 g of cereals, 30 g of pulses, 15 g of enriched vegetable oil and 3 g of iodized salt.
28. At the level of the Ministry of Education technical coordination will be provided by the official in charge of school canteens in the Directorate of Financial and Material Resources. He or she will work in close collaboration with the Directorate for Basic Education, the Directorate for the Promotion of Enrolment of Girls and the Directorate for School Statistics. The Directorates will sit with WFP and the Office of School Health on a technical committee established to monitor the activity more effectively. The committee will meet once every three months to address any problems identified in field reports and to propose corrective measures.
29. The component will benefit from the implementation of other PDDE activities financed by the Government and its technical and financial partners. Those activities will on the whole be components of the Essential Package recognized by the Sahel Alliance for Basic Education as fundamental elements of quality basic education. The Government will treat children for parasites in all schools in the country, through the Office of School Health and within the framework of the National Programme to Fight Bilharzia and soil-transmitted Helminths. The United Nations Children's Fund (UNICEF) will continue to distribute school kits in a number of WFP-assisted schools. The Government will cover the cost of products not provided by WFP and will pay some support staff from the national budget while the remainder will be paid for by the communities.
30. In the framework of the Sahel Alliance for Basic Education, WFP will continue to collaborate with UNICEF and will implement two pilot projects together with the Japan International Cooperation Agency (JICA) and the Food and Agriculture Organization of the United Nations (FAO): one on environmentally friendly fuel-efficient stoves and the other on school gardens.

⇒ *Component 2 : Prevention and Mitigation of Food Insecurity During the Lean Season*

31. This component's long-term objective is to help improve the livelihoods of vulnerable populations in the targeted areas through the prevention and mitigation of food insecurity during the lean season. This is in line with the country's ninth programme of the Rural Development Strategy, which aims to reduce the vulnerability of households by preventing and managing crises and natural disasters. Specific objectives are to: i) improve food availability and access for the most vulnerable rural populations through the creation of cereal banks; and ii) strengthen the capacity of vulnerable populations to improve their food security on a sustainable basis through training. The activities work as social safety nets aimed at protecting the livelihoods of poor families and helping them become self-sufficient – with particular emphasis on women.



32. Every year 300 cereal banks will be created or strengthened, reaching 150,000 beneficiaries, half of them women. Each new bank will receive an average of 10 mt of cereals, while previously assisted banks will be given additional support of 5 mt. Overall, food-for-training (FFT) activities will benefit 25,000 people (of whom at least 70 percent will be women), who will receive daily family rations (for five people) consisting of 2,500 g of cereals, 200 g of pulses, 100 g of Vitamin A-enriched oil and 25 g of iodized salt.
33. In addition to basic literacy training, the component will support FFT activities aimed at creating income-generating activities, and training people in new agricultural techniques and sustainable natural resources management. Women will have a larger role in decisions relating to food security management. WFP will select experienced partners able to provide close monitoring of activities and appropriate support.
34. The two activities will give priority to geographical departments with a high proportion of food-insecure households, as identified by the 2006 joint survey<sup>7</sup> or by other surveys conducted before the start-up of the new CP.
35. Within the Ministry of Agricultural Development, the Directorate responsible for the rural development sub-programme will involve the Directorate for Cooperative Action and Promotion of Rural Organizations in the process of setting up and monitoring the cereal banks. In order to ensure sustainability, municipalities should also be involved to the extent possible in implementing this component.
36. WFP will continue to collaborate with current partners such as UNICEF and CARE. Other projects that will be going on during the CP include the International Fund for Agricultural Development (IFAD)'s Agricultural and Rural Rehabilitation and Development Initiative, the World Bank-funded Community Action Programme and the Water Resources Development Project financed by the African Development Fund. These partners will: pay for building storage facilities and monitoring the cereal banks; be responsible for the training of management committees; and provide non-food items necessary for commodity storage.
37. With a view to helping mitigate the negative effects of climate change, desertification in particular, FFT will take into account the need for outreach activities on environmental protection techniques.

⇒ *Component 3: Support to Fight HIV/AIDS and Tuberculosis*

38. The CP's third component will support the Government of Niger's objectives in mitigating the negative impacts of HIV/AIDS and TB on vulnerable social groups. WFP assistance will focus on the 2004–2008 country programme's intervention sites in order to maintain the same quality of intervention and to ensure increased impact on beneficiaries.
39. The component reflects the priorities of the Government of Niger's in its ADPRS, the 2005–2009 Health Development Plan, the National Strategic Framework to Fight STDs and HIV/AIDS 2007–2010 and the National Programme to Fight Tuberculosis 2007–2010. It contributes to the achievement of MDGs 1 and 5.

---

<sup>7</sup> Tillabéri (62 percent), Ouallam (55 percent), Tahoua (51 percent), Loga (50 percent), Keita (48 percent), Bouza (44 percent), Illéla (40 percent), Boboye (40 percent), Arlit (39 percent) and Gouré (32 percent).



40. The HIV/AIDS activity will consist in providing food support to 8,000 people living with AIDS and undergoing ARV treatment (in Niamey, Zinder, Tahoua and Maradi), along with four members of their families. A daily family ration consisting of 1,650 g of cereals, 250 g of CSB, 300 g of pulses, 125 g of enriched oil and 50 g of sugar will be distributed during the six months of treatment. Geographical targeting of the component will rely on the mapping of the HIV/AIDS epidemic but also on local partnership opportunities.
41. Since the start of the activity, food support as a complement to the six months of ARV treatment has helped patients gain weight and recover physically. Prevention activities are also implemented through the dissemination of information to medical workers, young people, and to mothers in order to prevent mother-to-child transmission. A mid-term survey will be conducted on the impact of HIV/AIDS on the lives of families, which will serve as the basis for making any necessary adjustments.
42. The technical implementation of HIV/AIDS activity will be coordinated jointly by the Ministry of Public Health (MoPH), the Directorate of Support to Community Development, WFP, the Director of the Nutrition Sub-Programme of the MoPH, and technical partners such as the NGO Solthis, the French Red Cross or the Red Cross of Niger.
43. The anti-TB activity will target 6,000 patients in Niamey and Tahoua along with four members of their families. Every patient will receive a daily family ration (1,650 g of cereals, 300 g of pulses and 125 g of enriched oil) during the eight months of treatment. That assistance has helped patients regain their biological equilibria so that they respond better to treatment, thus improving recovery rates.
44. The National Programme to Fight TB will be responsible for coordinating food assistance activities through implementation, monitoring and evaluation, in collaboration with WFP, the MoPH's Health Sub-Programme and SOS Sahel International.
45. A focus group linking all the main players involved in implementing the component will help explore the possibilities of mobilizing additional resources through the development of new partnerships with, for example, the Global Fund to Fight AIDS, Tuberculosis and Malaria.

### Hand-Over Strategy

46. Given the current situation in the country, it will not be possible to envisage a rapid hand-over of CP activities to the Government. Rather, certain CP activities will have to be transferred gradually to the Government at the same time that the capacities of its representatives are strengthened through training courses and joint exercises, allowing national and regional authorities to become more actively involved in activities.

---

## PROGRAMME MANAGEMENT, MONITORING AND EVALUATION

47. The formulation of the CP benefited from the involvement of the Government, other United Nations system agencies, bilateral partners and civil society. This draft CP takes into account the main recommendations of the mid-term evaluation of the current CP.
48. While a CP Action Plan will be signed with the Ministry of Land Management and Community Development (*Ministère de l'aménagement du territoire et du développement communautaire*, MAT/DC), individual activities will be implemented under the responsibility of the relevant technical ministries. A steering committee grouping the



Secretary-Generals of MAT/DC and the three relevant technical ministries, the Chief of the Directorate of Support to Community Development, the national directors of sub-programmes and WFP representatives will meet every three months to discuss the progress of the CP. Quarterly monitoring missions will be conducted jointly with relevant technical ministries.

49. The steering committee will be in charge of determining implementation, monitoring and evaluation mechanisms and effective integration of the CP into national development programmes. It will help develop synergies between the CP's various components, establish an action plan and approve yearly implementation reports. Annual work plans and reports on the progress of individual components of the CP will be prepared by government officials in charge of the CP, in collaboration with WFP.
50. WFP will organize training sessions on: i) results-based monitoring and evaluation; ii) participatory methods involving women; and iii) administrative, logistical and financial procedures. Management committees made up of representatives of teachers, parents and pupils will be responsible for receiving commodities and managing food on a daily basis, as well as for the correct operation of canteens.
51. The country office and the three sub-offices in Maradi, Tahoua and Zinder will coordinate the CP. Ten WFP monitors will track all activities on a daily basis in their respective areas.
52. Results will be monitored through a results-based management system and through WFP's monitoring and evaluation system. A six-month programme has been established in order to enable WFP staff to monitor activities regularly, collect and analyse all data and use data to plan, implement, evaluate and, if necessary, reorient the activities.
53. The baseline situation for the next CP will be established in the last quarter of 2008. In 2011 WFP will establish a follow-up situation and undertake a mid-term evaluation.
54. The Government has an early warning system on food security that provides information on food availability, access and use throughout the country. For monitoring food and nutrition security, WFP also cooperates with UNICEF, the Famine Early Warning System Network (FEWS NET), the Regional Training Centre for Agrometeorology and Operational Hydrology and their Applications (AGRHYMET) and the Permanent Interstate Committee on Drought Control in the Sahel (CILSS).
55. The enriched oil and flour, cereals and pulses will arrive in Niger from the ports of Cotonou or Lomé. All commodities will be delivered at WFP's expense directly to the six extended delivery points (EDPs) throughout the country. The cost of transport from the EDPs to beneficiary sites will also be covered by WFP and the commodities will be trucked by approved national private operators. Warehouses, food and non-food items will be managed in collaboration with the Directorate of Support to Community Development.
56. WFP plans to purchase some pulses locally. If it is not possible to purchase cereals on the local market WFP will try to obtain them on regional markets if they are available at the right price and quality, being careful not to disrupt local markets.



## ANNEX I-A

<b>BENEFICIARY COVERAGE BY COMPONENT</b>						
<b>Component</b>	<b>Commodities (mt)</b>	<b>Component share of total (%)</b>	<b>Number of beneficiaries (men/women/total)</b>			<b>% women beneficiaries</b>
<b>Component 1: Support for achievement of Millennium Development Goals in the education sector</b>						
			<b>Men/boys</b>	<b>Women/girls</b>	<b>Total</b>	
School canteens	23 934	46	110 700	93 800	<b>204 500</b>	46
Dry rations	4 973	9	50 100	50 400	<b>100 500</b>	50
<b>Total component 1</b>	<b>28 907</b>	<b>55</b>	<b>160 800</b>	<b>144 200</b>	<b>305 000</b>	<b>47</b>
<b>Component 2: Prevention and mitigation of food insecurity during lean periods</b>						
Cereal banks	15 011	29	373 750	376 250	<b>750 000</b>	50
FFT	2 119	4	57 350	67 650	<b>125 000</b>	54
<b>Total component 2</b>	<b>17 130</b>	<b>33</b>	<b>431 100</b>	<b>443 900</b>	<b>875 000</b>	<b>51</b>
<b>Component 3: Support to fight HIV/AIDS and Tuberculosis</b>						
HIV/AIDS	3 490	6	20 200	20 400	<b>40 600</b>	50
TB	3 042	6	15 200	15 200	<b>30 400</b>	50
<b>Total component 3</b>	<b>6 532</b>	<b>12</b>	<b>35 400</b>	<b>35 600</b>	<b>71 000</b>	<b>50</b>
<b>Total for Country Programme</b>	<b>52 569</b>	<b>100</b>	<b>627 300</b>	<b>623 700</b>	<b>1 251 000</b>	<b>50</b>

## ANNEX I-B

<b>COMMODITY TYPE AND RATION SIZE</b>			
<b>Component</b>	<b>Type of food</b>	<b>Ration (g/person /day)</b>	<b>Nutritional value (energy content (kcal), % kcal from protein)</b>
<b>Component 1: Support for achievement of Millennium Development Goals in the education sector</b>			
School canteens	Cereals	120	402
	CSB	80	304
	Pulses	30	102
	Enriched oil	20	177
	Sugar	10	40
	Iodized salt	3	-
<b>Total component 1</b>		<b>263</b>	<b>1 025 12%</b>
<b>Component 2: Prevention and mitigation of food insecurity during lean periods</b>			
Food for training	Cereals	500	1 675
	Pulses	40	136
	Enriched oil	20	177
	Iodized salt	5	-
<b>Total component 2</b>		<b>565</b>	<b>1 988 12.7%</b>
<b>Component 3: Support to fight HIV/AIDS and Tuberculosis</b>			
Patients living with HIV/AIDS	Cereals	330	1 105
	CSB	50	190
	Pulses	60	201
	Enriched oil	25	222
	Sugar	10	40
	Salt	3	-
<b>Total subcomponent (HIV/AIDS)</b>		<b>475</b>	<b>1 758 13%</b>
TB patients	Cereals	330	1 105
	Pulses	60	201
	Enriched oil	25	222
	Salt	3	-
<b>Total subcomponent (Tuberculosis)</b>		<b>415</b>	<b>1 528 12.6%</b>

## ANNEX II: RESULTS AND RESOURCES MATRIX

Results chain	Performance indicators	Risks and assumptions	Resources required
<b>UNDAF outcomes</b>			
1. By 2013 vulnerable populations use quality basic social services and engage in family planning			
2. By 2013 vulnerable populations improve their food security, contribute to the sustainable management of their natural resources and diversify their sources of income			
<b>Component 1 – Support for achievement of the Millennium Development Goals in the education sector</b>			
<b>Outcome 1.1</b> Increased school enrolment of boys and girls	<ul style="list-style-type: none"> <li>➤ Total number of beneficiary pupils in WFP-supported schools, by gender and by year</li> <li>➤ Gross enrolment rate</li> </ul>	<p><b>Assumption:</b> Implementation of PDDE supported by the Government and partners</p> <p><b>Risk:</b> Teachers' strikes</p>	US\$27,338,364 (28,907 mt of food)
<b>Outcome 1.2</b> Improved attendance by boys and girls in WFP-supported schools	<ul style="list-style-type: none"> <li>➤ Number of pupils passing the end-of-cycle exam, by gender</li> <li>➤ Pupils' attendance rates, by gender</li> </ul>	<p><b>Assumption:</b> School programmes are adapted to country's needs and conditions</p>	
<b>Output 1.2.1</b> Timely provision of food in sufficient quantity to WFP-assisted schools (output is the same for outcomes 1.1 and 1.2)	<ul style="list-style-type: none"> <li>➤ Number of pupils receiving WFP assistance, by gender</li> <li>➤ Quantity of food distributed, by commodity</li> </ul>	<p><b>Assumption:</b> Seasonings and other supplies are provided by the Government</p>	
<b>Outcome 1.3</b> Reduction of gaps between girls and boys in WFP-assisted schools	<ul style="list-style-type: none"> <li>➤ Girl/boy ratio in WFP-assisted schools</li> </ul>	<p><b>Assumption:</b> Parents support policy of enrolling girls in school</p>	





## ANNEX II: RESULTS AND RESOURCES MATRIX

Results chain	Performance indicators	Risks and assumptions	Resources required
<p><b>Output 1.3.1</b></p> <p>Timely provision of dry rations in sufficient quantities to parents of girls attending school regularly (80% attendance per month)</p>	<ul style="list-style-type: none"> <li>➤ Number of girls receiving dry rations per quarter</li> <li>➤ Quantities of food distributed, by commodity</li> </ul>	<p><b>Assumptions:</b> Parents perceive the link between the rations and their daughters going to school</p> <p>Innovation of use of dry rations accepted</p>	
<p><b>Component 2: Prevention and mitigation of food insecurity during lean periods</b></p>			
<p><b>Outcome 2.1</b></p> <p>Prevention and mitigation of food insecurity during lean periods in 300 villages in food-insecure areas</p>	<ul style="list-style-type: none"> <li>➤ Number of villages able to maintain their cereal stocks for longer than three years</li> <li>➤ Percentage of vulnerable households whose lean periods are reduced by 40 days</li> <li>➤ Percentage of household expenditure devoted to food in households assisted by WFP</li> </ul>	<p><b>Risk:</b> Major adverse weather events</p>	<p>US\$13,689,925 (17,130 mt of food)</p>
<p><b>Output 2.1.1</b></p> <p>Timely provision of food in sufficient quantity to WFP-supported cereal banks</p>	<ul style="list-style-type: none"> <li>➤ Number of cereal banks created in time and in sufficient quantity, annually</li> <li>➤ Number of beneficiaries</li> <li>➤ Quantity of food distributed, by commodity</li> </ul>	<p><b>Assumptions:</b> Food-insecure areas and populations are well-targeted</p> <p>Food crisis prevention and management mechanisms function</p>	
<p><b>Outcome 2.2</b></p> <p>Increased mastery of cereal bank management, literacy, agricultural techniques or natural resources management</p>	<ul style="list-style-type: none"> <li>➤ Number of people who have acquired knowledge of management principles and technical know-how, along with literacy and numeracy skills, by gender</li> <li>➤ Percentage of people who attend classes regularly, by gender</li> </ul>		



## ANNEX II: RESULTS AND RESOURCES MATRIX

Results chain	Performance indicators	Risks and assumptions	Resources required
<b>Output 2.2.1</b> Timely provision of food in sufficient quantity to partners in charge of implementing training	<ul style="list-style-type: none"> <li>➤ Percentage of villages providing training</li> <li>➤ Number of participants, by activity, age-group and gender</li> <li>➤ Number of beneficiaries, by age group and gender</li> <li>➤ Quantity of food distributed, by commodity</li> </ul>	<b>Assumption:</b> Cooperating partners are dynamic	
<b>Component 3: Support to fight HIV/AIDS and Tuberculosis</b>			
<b>Outcome 3.1</b> Improvement in the nutritional status of people living with HIV/AIDS and undergoing ARV treatment, and of TB patients in centres targeted for food support	<ul style="list-style-type: none"> <li>➤ Percentage of patients living with HIV/AIDS gaining 5 kg or more body weight in six months</li> <li>➤ Improvement in recovery rate of TB patients (to 85%)</li> </ul>	<b>Assumption:</b> Programme in support of people living with HIV/AIDS and TB patients receives the backing of partners and the Government	US\$5,386,242 (6,532 mt of food)
<b>Output 3.1.1</b> Timely provision of food in sufficient quantities to partners (Outputs are the same for the two outcomes 3.1 and 3.2)	<ul style="list-style-type: none"> <li>➤ Quantity of food supplied, by commodity</li> <li>➤ Number of beneficiaries, by age-group and gender</li> <li>➤ Beneficiaries' level of satisfaction with the food aid</li> </ul>	<b>Assumption:</b> Beneficiaries use the commodities for themselves  <b>Risks:</b> Partners' needs are underestimated Requests are not transmitted in time	



<b>ANNEX II: RESULTS AND RESOURCES MATRIX</b>			
<b>Results chain</b>	<b>Performance indicators</b>	<b>Risks and assumptions</b>	<b>Resources required</b>
<p><b>Outcome 3.2</b></p> <p>Improvement of adherence to ARV treatment</p> <p>Improvement of adherence to TB treatment</p>	<ul style="list-style-type: none"> <li>➤ Rate of ARV treatment defaulters</li> <li>➤ Rate of patients who are "lost track of" (from 26% to 10%)</li> </ul>	<p><b>Risks:</b></p> <p>Focussing intervention on Niamey, Zinder, Maradi and Tahoua could attract patients from Dosso and Tillabéry to Niamey, patients from Diffa to Zinder and patients from Agadez to Tahoua, which could cause bottlenecks in acceptance services</p>	
<b>BASIC ASSUMPTIONS</b>			
<ul style="list-style-type: none"> <li>➤ Timely arrival of food in sufficient quantity</li> <li>➤ Teachers posted to and present in assisted schools</li> <li>➤ Availability of competent and reliable partners insufficient numbers to manage and monitor cereal banks in targeted regions</li> </ul>			



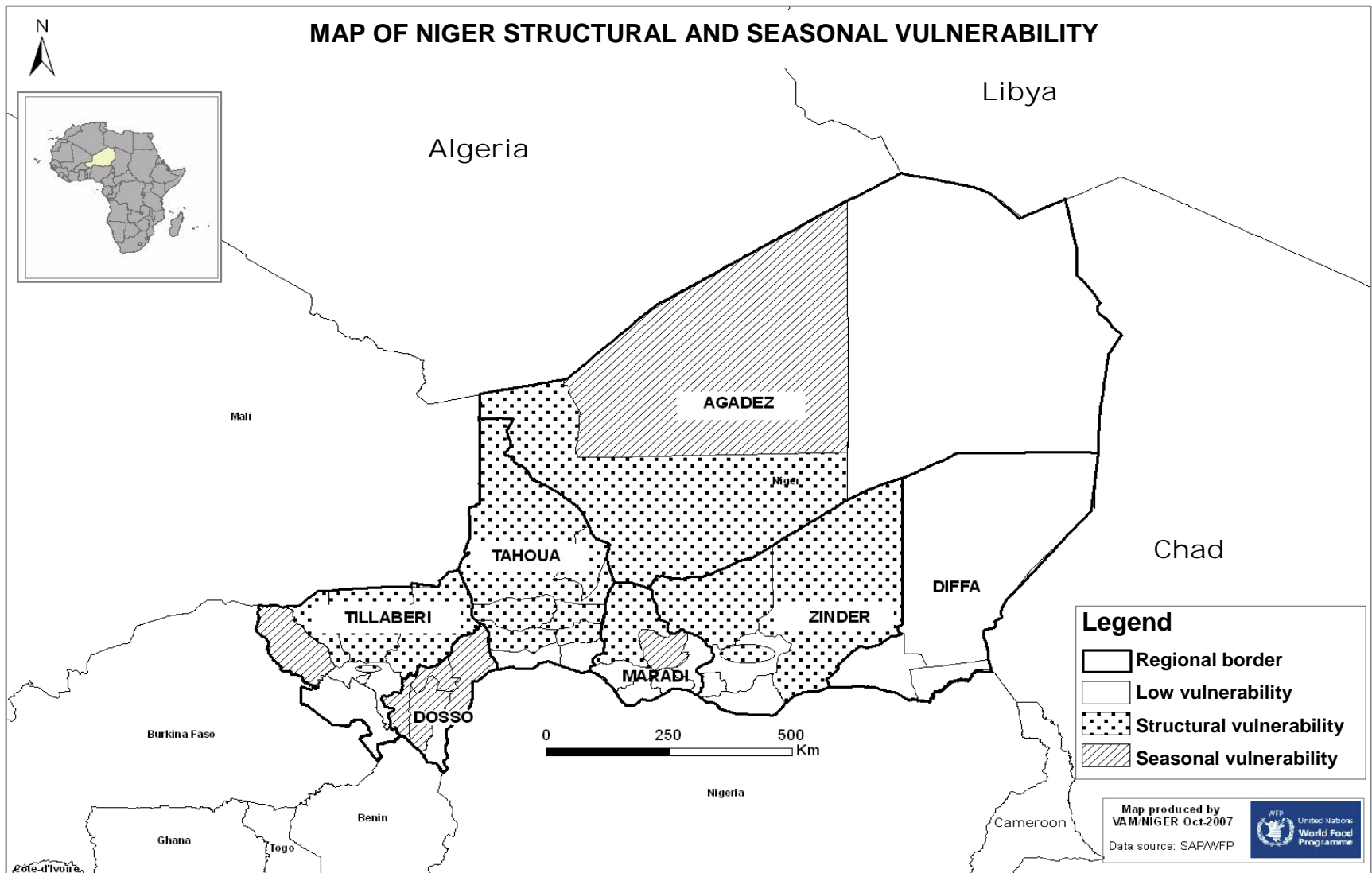
## ANNEX III

<b>BUDGET PLAN BY COMPONENT (US\$)</b>				
	<b>Component 1</b>	<b>Component 2</b>	<b>Component 3</b>	<b>Total</b>
Food (mt)	28 907	17 130	6 532	<b>52 569</b>
Food (value)	13 756 154	5 873 973	2 794 496	<b>22 424 624</b>
External transport	1 648 008	976 593	372 394	<b>2 996 995</b>
Landside transport, storage and handling	6 088 456	3 552 629	998 441	<b>10 639 526</b>
Landside transport, storage and handling (cost per mt)	210.62	207.39	152.85	<b>202.39</b>
Other direct operational costs	1 125 210	631 900	228 820	<b>1 985 930</b>
<b>Total direct operational costs</b>	<b>22 617 828</b>	<b>11 035 095</b>	<b>4 394 151</b>	<b>38 047 074</b>
Direct support costs <sup>1</sup>	2 932 045	1 759 227	639 720	<b>5 330 992</b>
Indirect supports costs <sup>2</sup>	1 788 491	895 603	352 371	<b>3 036 465</b>
<b>Total WFP costs</b>	<b>27 338 364</b>	<b>13 689 925</b>	<b>5 386 242</b>	<b>46 414 532</b>
<b>Government contribution, over and above project budget</b>	<b>10 983 790</b>	<b>242 005</b>	<b>297 995</b>	<b>11 523 790</b>

<sup>1</sup> Indicative figure for information purposes. The direct support costs allotment is reviewed annually.

<sup>2</sup> The indirect support costs rate may be amended by the Board during the project.





The designations employed and the presentation of material in this publication do not imply the expression of any opinion whatsoever on the part of the World Food Programme (WFP) concerning the legal status of any country, territory, city or area or of its frontiers or boundaries.

## ACRONYMS USED IN THE DOCUMENT

ADPRS	Accelerated Development and Poverty Reduction Strategy
AGRHYMET	Regional Training Centre for Agrometeorology and Operational Hydrology and their Applications
ARV	anti-retroviral
CARE	Cooperative for Assistance and Relief Everywhere
CILSS	Permanent Interstate Committee on Drought Control in the Sahel
CP	country programme
CSB	corn-soya blend
EDP	extended delivery point
FAO	Food and Agriculture Organization of the United Nations
FEWS NET	Famine Early Warning System Network
FFT	food for training
GDP	gross domestic product
GER	gross enrolment rate
IFAD	International Fund for Agricultural Development
JICA	Japan International Cooperation Agency
MAT/DC	<i>Ministère de l'aménagement du territoire et du développement communautaire</i> (Ministry of Land Management and Community Development)
MDG	Millennium Development Goal
MoPH	Ministry of Public Health
NGO	non-governmental organization
PDDE	<i>Programme décennal de développement de l'éducation 2003–2012</i> (Ten-Year Education Development Programme 2003–2012)
PRRO	protracted relief and recovery operation
PRS	Poverty Reduction Strategy
STD	sexually transmitted disease
UNDAF	United Nations Development Assistance Framework
UNDP	United Nations Development Programme
UNICEF	United Nations Children's Fund