

برنامج  
الأغذية  
العالمي



Programme  
Alimentaire  
Mondial

World  
Food  
Programme

Programa  
Mundial  
de Alimentos

**Executive Board  
Second Regular Session**

**Rome, 27–30 October 2008**

# **ADMINISTRATIVE AND MANAGERIAL MATTERS**

**Agenda item 12**

*For approval*

# **E**

Distribution: GENERAL

**WFP/EB.2/2008/12**

16 October 2008

ORIGINAL: ENGLISH

## **REVIEW OF THE INCREASED DELEGATION OF AUTHORITY TO THE EXECUTIVE DIRECTOR**



This document is printed in a limited number of copies. Executive Board documents are available on WFP's WEB site (<http://www.wfp.org/eb>).

## NOTE TO THE EXECUTIVE BOARD

**This document is submitted to the Executive Board for approval.**

The Secretariat invites members of the Board who may have questions of a technical nature with regard to this document to contact the WFP staff focal points indicated below, preferably well in advance of the Board's meeting.

Deputy Chief Operating Officer:                      Mr R. Lopes Da Silva                      tel.: 066513-2404

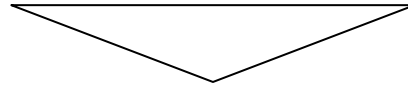
Senior Programme Coordinator,                      Mr P. Turnbull                      tel.: 066513-2482  
OMXD\*:

Should you have any questions regarding matters of dispatch of documentation for the Executive Board, please contact Ms C. Panlilio, Administrative Assistant, Conference Servicing Unit (tel.: 066513-2645).

\* Programme Design Service



## DRAFT DECISION\*



The Board, taking note of the information contained in “Review of the Increased Delegation of Authority to the Executive Director” (WFP/EB.2/2008/12), confirms the existing levels of delegation of authority to the Executive Director.

---

\* This is a draft decision. For the final decision adopted by the Board, please refer to the Decisions and Recommendations document (document WFP/EB.2/2008/15) issued at the end of the session.



---

## INTRODUCTION

1. At its Third Regular Session of 2004, the Executive Board approved the: i) increase in the delegation to the Executive Director of authority to approve protracted relief and recovery operations (PRROs) and budget increases for PRROs with a food value of US\$20 million or less; ii) re-establishment of the system for Board approval by correspondence of PRROs and budget revisions relating to them; and iii) elimination of the 10 percent food-value ceiling for budget revisions, using only absolute food value as the ceiling.<sup>1</sup>
2. At its Second Regular Session of 2005, the Board approved the: i) abolition of the 10 percent limit on reallocation of resources between country programme components; ii) inclusion of changes in orientation of country programme components in the budget revision procedure under the delegated authority of the Executive Director; and iii) approval for receiving and programming additional directed resources to country programmes and projects.<sup>2</sup>
3. At its Second Regular Session of 2006, the Board reviewed the increased delegation of authority and supported its continuation, requesting that the delegation of authority be reviewed at the Second Regular Session of 2008.<sup>3</sup>
4. This document reviews the use of the increased delegation of authority to the Executive Director for the approval of PRROs and budget increases related to PRROs, and the use of such authority to approve budget revisions to country programmes. It then provides conclusions and recommendations, followed by summary figures and tables.

---

## PROTRACTED RELIEF AND RECOVERY OPERATIONS

### Approvals of New PRROs with Food Costs between US\$3 Million and US\$20 Million

5. Since the Board's November 2004 decision to increase the Executive Director's delegated authority for approval of PRROs from a food value of US\$3 million<sup>4</sup> to one of US\$20 million, there have been 37 such approvals of new PRROs, for a total food value of US\$393 million; the overall value including all associated costs was US\$879 million (see Annex IIa).
6. In the same period, the Board approved 32 PRROs for a total food value of US\$2.71 billion, for which the overall cost was US\$5.72 billion (see Annexes IIb and IV). This includes PRROs approved by correspondence.
7. Thus the Board approved 87 percent of the value of PRROs with a food value greater than US\$3 million. The Board saved considerable time by reducing to less than half the

---

<sup>1</sup> "Increased Delegation of Authority to the Executive Director for Approval of Operations and Budget Revisions" (WFP/EB.3/2004/12-C)

<sup>2</sup> "Revised Delegation of Authority to the Executive Director for Approval of Projects and Budget Revisions for Development Portfolio" (WFP/EB.2/2005/11/Rev.1)

<sup>3</sup> "Review of the Delegation of Authority to the Executive Director" (WFP/EB.2/2006/13-A)

<sup>4</sup> New PRROs and budget increases with a food value under US\$3 million have been approved under the Executive Director's authority since the inception of the PRRO category in May 1998.



number of PRROs that would have been submitted for Board approval had the delegation of authority not been granted.

### **Approvals of Budget Increases to PRROs with Food Costs between US\$3 Million and US\$20 Million**

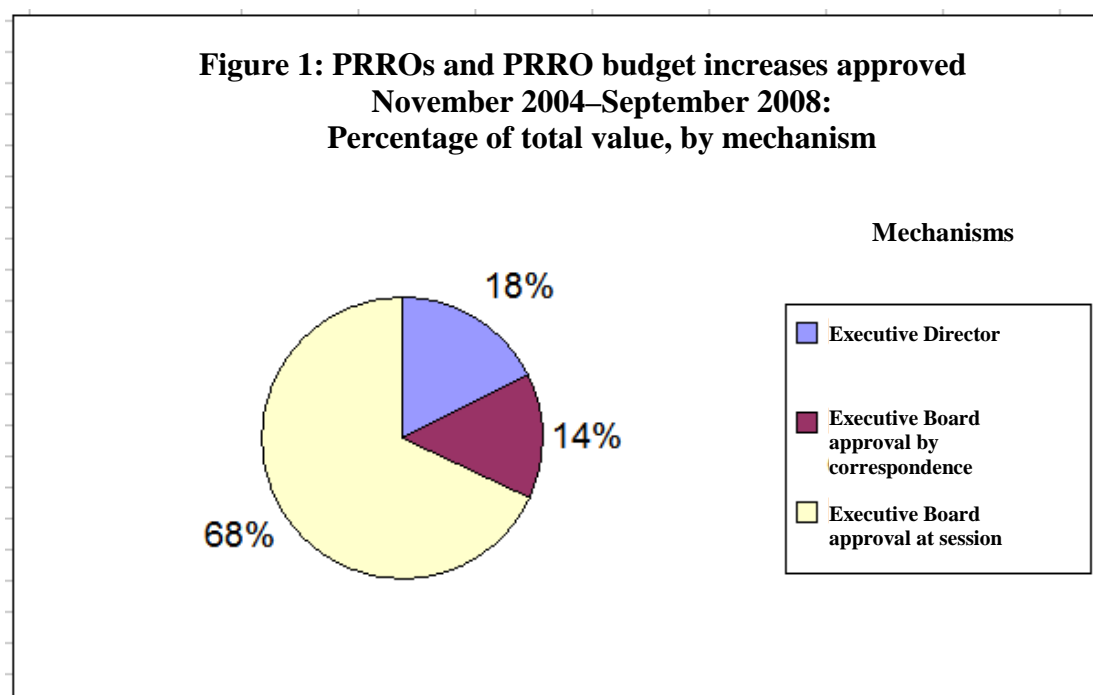
8. During the same period, 49 budget increases for food costs between US\$3 million and US\$20 million were approved by the Executive Director for a total increased food value of US\$513 million; the overall increase in value, including all associated costs, was US\$890 million (see Annex IIIa).
9. In the same period, the Board approved 21 budget increases to PRROs for a total food value of US\$1.46 billion; the overall cost of the increases was US\$2.60 billion (see Annexes IIIb and IV). This includes PRRO budget increases approved by correspondence.
10. Thus the Board approved 74 percent of the value of PRRO budget increases with a food value greater than US\$3 million. The Board saved considerable time by reducing by two thirds the number of approvals of budget increases to PRROs that would have been submitted for Board approval had the delegation of authority not been granted.

### **Approval by Correspondence of PRROs and Budget Increases to PRROs**

11. Since the re-establishment of a mechanism for Board approval by correspondence, one PRRO and seven PRRO budget increases were approved by correspondence. The new PRRO had a food value of US\$21 million and a total cost increase of US\$36 million. The total food value for the seven PRRO budget increases was US\$735 million and the overall increase in value was US\$1.44 billion (see Annex IV).
12. During the period in which a total value of US\$1.47 billion was approved using the correspondence mechanism, the Board approved at Board sessions a total value of US\$6.84 billion of PRRO and PRRO budget increases. Thus, of all PRROs and PRRO budget increases approved by the Board, 18 percent were approved by correspondence.
13. The mechanism for Board approval by correspondence has been crucial for WFP's response to urgent requirements. Until this mechanism was reinstated, PRROs and budget revisions exceeding the Executive Director's delegated authority had to wait to be formally approved at Board sessions. Regular Board sessions are held at intervals of four months, and PRROs have to be cleared internally six weeks before the session. This meant that, for example, even if assessments took place in May a PRRO could not be approved at a formal Board session until late October.
14. In July, the mechanism for Board approval by correspondence enabled WFP to react quickly to dramatically higher requirements in Somalia. While a budget increase for Somalia PRRO 10191.1 was originally scheduled for approval at the Board's Annual Session in June 2008, a May assessment indicated that there had been an increase in the number of people requiring food assistance from 1.4 million to 2.4 million. The budget increase document had to be substantially revised and could not be submitted to the Board in June; instead, it was presented to the Board for approval by correspondence and approved by early July. Without the mechanism, approval would have been delayed four months to the Board's Second Regular Session in October.
15. The mechanism was also crucial for organizing a swift WFP response in Ethiopia, where drought and rising food and fuel costs led to an increase in the number of people requiring relief food assistance from 853,000 people to 4.6 million. Following assessments aligned



to the agricultural cycles and consultations with partners, the PRRO 10665.0 budget increase was approved in early September, seven weeks earlier than if it had been presented to the Board at its October session.



## COUNTRY PROGRAMMES

16. Since the Board's decision in November 2005 to extend the Executive Director's delegated authority for budget revisions to country programmes and projects, 12 such revisions have been approved (see Annex Va). The total increased food value was US\$59 million; the overall increase was US\$84 million. Two of the revisions involved not an increase but a reallocation of resources to other components within the country programme beyond what had previously been a 10 percent limit on such reallocations.
17. During the same period, 23 budget increases for country programmes went to the Board for approval for a total value of US\$340 million (see Annex Vb). Of these, all but one were to cover increased prices, especially of food; they were approved by the Board at its Annual Session in June 2008 (see WFP/EB.A/2008/9-B).
18. Also in the same period, the Executive Director approved five budget increases to receive and programme additional directed resources. These allowed WFP to accept additional resources over and above the regular development resource allocation.

## CONCLUSIONS AND RECOMMENDATIONS

19. The increased delegation of authority to the Executive Director for approving PRROs and PRRO budget revisions, the re-establishment of Board approval by correspondence and elimination of the 10 percent food-value ceiling for budget revisions have resulted in a faster approval process. These measures contribute to good Board process, more timely use of assessment information for earlier responses to increased relief needs, and faster delivery of food assistance to beneficiaries.



20. The increased delegation in relation to country programmes has allowed those programmes to respond more flexibly to changes on the ground and new opportunities.
21. The increased delegation of authority to the Executive Director has reduced the time spent by the Board on detailed operational matters, helping to fulfil the recommendations of the Working Group on Governance approved by the Board in 2000 concerning rationalization and simplification of the Board's work.<sup>5</sup> The Board has been able to focus on larger operational decisions and devote greater attention to policy and management issues.
22. The Board's accountability and control have not been diminished. The Secretariat maintains the same quality controls for approvals under delegated authority as would be applied to approvals before the Board; this includes convening the Programme Review Committee for each new PRRO and significant budget increase.
23. The Board is kept fully informed concerning all approvals under the Executive Director's delegated authority through semi-annual reports from the Executive Director. All current operations and significant budget revisions, whatever the approval mechanism, are published on WFP's external website as soon as they are approved.<sup>6</sup>
24. It is recommended that the Board confirm the existing levels of delegation of authority to the Executive Director.

---

<sup>5</sup> The Working Group on Governance (WGG) recommended that the Board "focus on strategy, policy, oversight and accountability" and that "the Secretariat [...] be tasked to come forward with proposals for revised programming principles (including levels of delegated authority) for country programmes and for projects and operations outside country programmes". The WGG saw "scope for rationalizing and simplifying the approaches currently applied... [and that] the authorities delegated to the Executive Director could usefully be reviewed to see how far they remain appropriate to WFP's circumstances in the early 21<sup>st</sup> century".

<sup>6</sup> Including all budget increases of total costs over US\$3 million and those revisions that extend the duration of the project.

## ANNEX I

### Summary Figures Comparing Approvals by the Executive Director and the Executive Board, by Year

Figure A1 shows the number and value of PRROs and PRRO budget increases. While the number of projects approved by the Board has decreased, the value of approvals by the Board remains high as a proportion of the total value: 87 percent of PRROs and 74 percent of PRRO budget increases.

**Figure A1: PRROs and PRRO Budget Increases Approved by the Executive Director (ED) and the Executive Board (EB)**

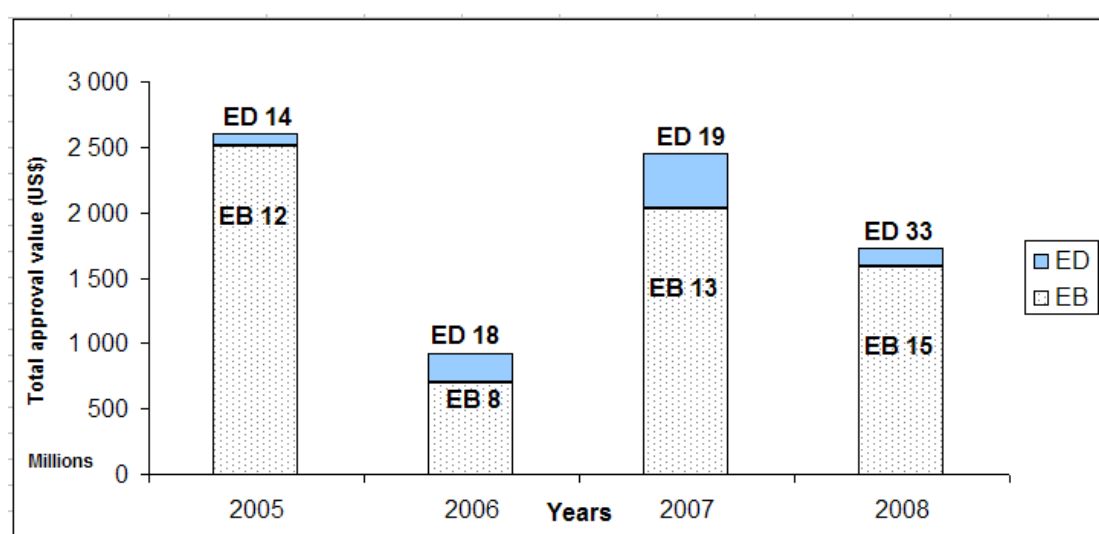
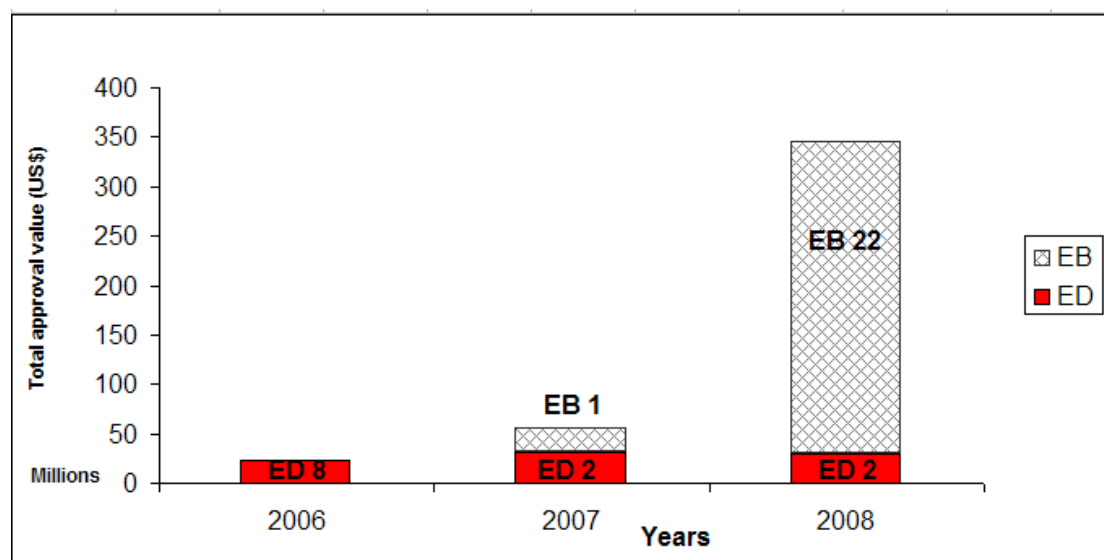


Figure A2 shows the number and value of country programme budget revisions since November 2005; the Board approved 80 percent of these.

**Figure A2: Country Programme Budget Increases Approved by the Executive Director (ED) and the Executive Board (EB)**





**ANNEX IIa: PRROs WITH A FOOD VALUE BETWEEN US\$3 AND US\$20 MILLION APPROVED BY THE EXECUTIVE DIRECTOR  
SINCE NOVEMBER 2004 (TO AUGUST 2008)**

Country or region	PRRO number	Title	Food value (US\$)	Total value (US\$)
<b>2004</b>				
Timor-Leste	10388.0	Investing in People's Future	4 279 496	9 460 887
<b>Total 2004</b>			<b>4 279 496</b>	<b>9 460 887</b>
<b>2005</b>				
Bangladesh	10045.3	Assistance to the Refugees from Myanmar	3 110 634	4 898 557
Central African Republic	10189.1	Food Assistance to Populations in a Post-Conflict Situation	4 843 285	13 544 557
Guinea-Bissau	10148.2	Post-Conflict Relief and Rehabilitation	5 081 270	12 161 610
Haiti	10382.0	Assistance to Food-Insecure Persons in Crisis Situations	17 815 867	39 926 890
Nepal	10058.4	Food Assistance to Bhutanese Refugees	6 987 963	9 305 859
Zambia	10071.2	Food Assistance for Refugees from Angola and the Democratic Republic of the Congo	8 426 638	17 912 700
<b>Total 2005</b>			<b>46 265 657</b>	<b>97 750 173</b>
<b>2006</b>				
Azerbaijan	10168.1	Assistance to Internally Displaced People and Other Vulnerable Groups	9 523 070	15 664 815
Burkina Faso	10541.0	Reversing Growing Undernutrition in Food-Insecure Regions	9 101 330	18 337 142
Ethiopia	10127.2	Food Assistance to Sudanese, Somali, and Eritrean Refugees	17 042 291	34 163 287
Georgia	10211.1	Assistance to Recovery and Capacity-Building	7 018 196	13 233 362
Madagascar	10442.0	Response to Recurrent Natural Disasters and Seasonal Food Insecurity	5 249 860	13 072 478
Mali	10452.0	Fighting Against Malnutrition and Reinforcing Livelihoods in the North of Mali	11 629 439	28 985 653
Nepal	10058.5	Food Assistance to Bhutanese Refugees	15 039 136	23 598 322
Niger	10509.0	Strengthening the Livelihoods of Vulnerable Populations and Targeted Assistance for Malnourished Children	14 476 842	37 333 350
Rwanda	10531.0	Assistance to Refugees and Recovery Operations for the Most Vulnerable Households	13 642 846	36 309 854
<b>Total 2006</b>			<b>102 723 010</b>	<b>220 698 262</b>





**ANNEX IIa: PRROs WITH A FOOD VALUE BETWEEN US\$3 AND US\$20 MILLION APPROVED BY THE EXECUTIVE DIRECTOR  
SINCE NOVEMBER 2004 (TO AUGUST 2008)**

Country or region	PRRO number	Title	Food value (US\$)	Total value (US\$)
<b>2007</b>				
Armenia	10053.2	Relief and Recovery Assistance to Vulnerable Groups	4 028 660	6 696 916
Central America Region	10444.0	Assistance to Strengthen Disaster Preparedness and Mitigation among Marginalized Populations in El Salvador, Guatemala, Honduras and Nicaragua	16 915 803	32 204 018
Congo, Republic of	10312.1	Assistance to Populations Affected by Conflict and Poverty	3 880 225	10 424 029
Côte d'Ivoire	10672.0	Assistance to Populations Affected by the Côte d'Ivoire Protracted Crisis	14 753 385	41 239 518
Djibouti	10544.0	Food Assistance to Vulnerable Groups and Refugees	7 245 447	14 977 349
Ecuador	10443.0	Food Assistance for the Refugee Population Affected by the Internal Conflict in Colombia	5 671 393	7 514 014
Guinea	10553.0	Post-Conflict Transition in Forest Guinea Region	8 552 481	24 446 403
Lao, People's Democratic Republic of	10566.0	Assistance to Food-Insecure Households Affected by Multiple Livelihood Shocks	3 501 109	7 228 730
Liberia	10454.0	Food Assistance for Relief and Recovery in Post-Conflict Liberia	18 860 428	50 624 371
Mauritania	10605.0	Support to Population Groups Vulnerable to Food Insecurity and Malnutrition and Strengthening of Response Mechanisms	13 850 893	30 823 827
Nepal	10676.0	Food Assistance for Conflict-Affected Populations	15 052 349	48 777 939
Niger	10611.0	Improving the Nutritional Status and Reinforcing Livelihoods of Vulnerable Populations	18 537 908	44 831 742
Pakistan	10671.0	Assistance to Food-Insecure Households: Baluchistan and Federally Administered Tribal Areas	10 442 416	19 303 652
Senegal	10612.0	Post-Conflict Rehabilitation in the Casamance Naturelle	6 414 060	11 927 633
Sierra Leone	10554.0	Food Assistance to Refugee and Returnee-Affected Areas of Sierra Leone	12 869 282	30 558 737
Tajikistan	10603.0	Transitional Relief and Recovery Support to Food-Insecure Households	14 742 961	22 817 144
Zambia	10593.0	Food Assistance for Refugees from the Democratic Republic of Congo	4 751 497	11 152 145
<b>Total 2007</b>			<b>180 070 298</b>	<b>415 548 167</b>

**ANNEX IIa: PRROs WITH A FOOD VALUE BETWEEN US\$3 AND US\$20 MILLION APPROVED BY THE EXECUTIVE DIRECTOR  
SINCE NOVEMBER 2004 (TO AUGUST 2008)**

Country or region	PRRO number	Title	Food value (US\$)	Total value (US\$)
<b>2008</b>				
Central African Republic	10189.2	Assistance to Populations Affected by Armed Conflicts in the Central African Republic and Sub-Region	18 569 825	61 261 931
Lesotho	10599.0	Social Protection and Food Assistance for Vulnerable Groups	18 752 245	31 900 844
Swaziland	10602.0	Assistance to People Affected by Food Insecurity and HIV and AIDS	19 280 494	38 549 685
Yemen	10232.1	Food Assistance to Somali Refugees in Yemen	3 385 165	4 374 327
<b>Total 2008</b>			<b>59 987 729</b>	<b>136 086 788</b>
<b>Total all years</b>			<b>393 326 190</b>	<b>879 544 277</b>





**ANNEX IIb: PRROs APPROVED BY THE EXECUTIVE BOARD SINCE NOVEMBER 2004 (TO AUGUST 2008)**

Country or region	PRRO number	Title	Food value (US\$)	Total Value (US\$)
<b>2005</b>				
Afghanistan	10427.0	Post-Conflict Relief and Rehabilitation in the Islamic Republic of Afghanistan	172 592 240	360 208 293
Colombia	10366.0	Assistance to Persons Displaced by Violence in Colombia	24 716 249	40 156 682
Eritrea	10192.1	Food Assistance to Malnourished and Food-Insecure Populations	97 593 754	211 549 800
Ethiopia	10362.0	Enabling Livelihood Protection and Promotion	368 948 718	780 052 528
Great Lakes Cluster	10062.2	Food Aid for Relief and Recovery in the Great Lakes Region	151 414 242	354 781 844
Guatemala	10457.0	Recovery and Prevention of Malnutrition for Vulnerable Groups	20 235 000	27 445 337
Kenya	10258.1	Food Assistance for Somali and Sudanese Refugees	36 002 414	72 173 999
Occupied Palestinian Territory	10387.0	Assistance to Non-Refugee Palestinians	49 187 197	80 871 307
Uganda	10121.1	Targeted Food Assistance for Relief and Recovery of Refugees, Displaced Persons and Vulnerable Groups in Uganda	118 736 424	263 306 730
<b>Total 2005</b>			<b>1 039 426 238</b>	<b>2 190 546 520</b>
<b>2006</b>				
Angola	10433.0	Food Assistance for Education and Health in Conflict-Affected Communities of Angola	27 103 204	87 613 925
Burundi	10528.0	Support to the Stabilization and Recovery of Burundi: Protecting and Creating Livelihoods while Improving the Nutritional Status of the Most Vulnerable	50 303 067	117 848 545
Korea, Democratic People's Republic of	10488.0	Recovery Assistance for Vulnerable Groups in the Democratic People's Republic of Korea	70 958 630	102 234 252
Myanmar	10066.3	Assistance to Vulnerable Families	28 306 480	51 739 680
Pakistan	10504.0	Post-Earthquake Relief and Recovery Operation – South Asia	38 922 325	67 849 078
Somalia	10191.1	Food Aid for Relief and Protection of Livelihoods	42 511 720	124 569 265
Tanzania, United Republic of	10529.0	Assistance to Refugees in Camps and Vulnerable Households among the Host Population in North-western Tanzania	25 044 101	60 200 625
<b>Total 2006</b>			<b>283 149 527</b>	<b>612 055 369</b>



**ANNEX IIb: PRROs APPROVED BY THE EXECUTIVE BOARD SINCE NOVEMBER 2004 (TO AUGUST 2008)**

<b>Country or region</b>	<b>PRRO number</b>	<b>Title</b>	<b>Food value (US\$)</b>	<b>Total Value (US\$)</b>
<b>2007</b>				
Algeria	10172.2	Assistance to Western Saharan Refugees	195 918 526	399 716 481
Cambodia	10305.1	Assisting People in Crisis	36 012 148	56 926 108
Congo, Democratic Republic of the	10608.0	Targeted Food Aid for Victims of Armed Conflict and Other Vulnerable Groups	71 830 601	230 874 212
Ethiopia	10665.0	Responding to Humanitarian Crises and Enhancing Resilience to Food Insecurity	275 324 284	561 946 745
Haiti	10674.0	Food Assistance for the Relief and Protection of Vulnerable Groups Exposed to Food Insecurity	36 762 315	73 924 645
Indonesia	10069.2	Assistance for Recovery and Nutrition Rehabilitation	56 212 330	98 288 276
Kenya	10258.2	Food Assistance to Somali and Sudanese Refugees	50 678 864	108 237 398
Malawi	10586.0	Assistance to Food-Insecure People Suffering from the Effects of Natural Disasters and HIV/AIDS	61 670 789	103 093 814
Mozambique	10600.0	Food Support for Protection and Promotion of Lives and Livelihoods of the Most Vulnerable People	51 168 367	110 022 366
Occupied Palestinian Territory	10387.1	Targeted Assistance for Relief, Support to Productive Activities and Skills Development for Vulnerable Non-Refugee Palestinians	70 882 179	107 234 011
<b>Total 2007</b>			<b>906 460 404</b>	<b>1 850 264 057</b>
<b>2008</b>				
Colombia	10588.0	Food Assistance to Internally Displaced Persons and Other Highly Food-Insecure Groups Affected by Violence	49 195 564	93 108 079
Congo, Democratic Republic of the	10608.0	Targeted Food Aid for Victims of Armed Conflict and other Vulnerable Groups	71 830 601	230 874 212
Timor-Leste	10388.1	Assistance to Vulnerable Populations	21 175 975	36 038 233
Uganda	10121.2	Targeted Food Assistance for Relief and Recovery of Refugees, Displaced Persons and Other Vulnerable Groups	187 385 086	378 876 056
Zimbabwe	10595.0	Protracted Relief for Vulnerable Groups	127 807 464	287 791 854
<b>Total 2008</b>			<b>457 394 690</b>	<b>1 026 688 434</b>
<b>Total all years</b>			<b>2 686 430 858</b>	<b>5 679 554 380</b>



**ANNEX IIIa: PRRO BUDGET INCREASES WITH A FOOD VALUE BETWEEN US\$3 MILLION AND US\$20 MILLION APPROVED BY THE EXECUTIVE DIRECTOR SINCE NOVEMBER 2004 (TO AUGUST 2008)**

Country or region	PRRO number	Title	Food value of increase (US\$)	Total value of increase (US\$)
<b>2004</b>				
Mauritania	10359.0	Strengthening the Means of Subsistence of Drought-Affected Populations	3 939 644	10 805 775
<b>Total 2004</b>			<b>3 939 644</b>	<b>10 805 775</b>
<b>2005</b>				
Afghanistan	10233.0	Food Assistance to Re-Establish Livelihoods and Household Food Security in Afghanistan	3 075 874	8 719 568
Congo, Democratic Republic of the	10288.0	Protracted Relief and Recovery Operation for Populations Affected by Armed Conflict	11 657 200	29 903 503
Côte d'Ivoire	10372.0	Response to the Côte d'Ivoire Crisis and its Regional Impact in Burkina Faso, Côte d'Ivoire, Ghana and Mali	6 645 600	19 468 706
Great Lakes Cluster	10062.1	Food Aid for Relief and Recovery in the Great Lakes Region	19 075 066	41 671 638
Mauritania	10359.0	Strengthening the Means of Subsistence of Drought-Affected Populations	3 072 535	9 649 845
Somalia	10191.0	Food Aid for Relief and Recovery in Somalia	3 634 690	3 916 304
Somalia	10191.0	Food Aid for Relief and Recovery in Somalia	4 643 807	14 624 699
Southern Africa	10310.0	Assistance to Populations in Southern Africa Vulnerable to Food Insecurity and the Impact of AIDS	13 640 020	28 864 901
<b>Total 2005</b>			<b>65 444 793</b>	<b>156 819 164</b>
<b>2006</b>				
Colombia	10366.0	Assistance to Persons Displaced by Violence in Colombia	10 546 612	17 349 203
Congo, Democratic Republic of the	10288.0	Protracted Relief and Recovery Operation for Populations Assistance to Populations Affected by Armed Conflicts	17 939 210	60 577 646
Côte d'Ivoire	10372.0	Response to the Côte d'Ivoire Crisis and its Regional Impact in Burkina Faso, Côte d'Ivoire, Ghana and Mali	8 034 267	19 529 358

**ANNEX IIIa: PRRO BUDGET INCREASES WITH A FOOD VALUE BETWEEN US\$3 MILLION AND US\$20 MILLION APPROVED BY THE EXECUTIVE DIRECTOR SINCE NOVEMBER 2004 (TO AUGUST 2008)**

Country or region	PRRO number	Title	Food value of increase (US\$)	Total value of increase (US\$)
Ethiopia	10362.0	Enabling Livelihood Protection and Promotion	8 542 120	19 209 442
Niger	10509.0	Strengthening the Livelihoods of Vulnerable Populations and Targeted Assistance for Malnourished Children	5 422 957	11 690 493
Occupied Palestinian Territory	10387.0	Assistance to Non-Refugee Palestinians	11 717 211	17 227 075
Somalia	10191.0	Food Aid for Relief and Recovery in Somalia	11 341 011	41 077 279
Southern Africa	10310.0	Assistance to Populations in Southern Africa Vulnerable to Food Insecurity and the Impact of AIDS	7 660 462	15 713 250
Uganda	10121.1	Targeted Food Assistance for Relief and Recovery of Refugees Displaced Persons and Vulnerable Groups in Uganda	15 753 575	29 676 018
<b>Total 2006</b>			<b>96 957 425</b>	<b>232 049 764</b>
<b>2007</b>				
Central African Republic	10189.1	Food Assistance to Populations in a Post-Conflict Situation	9 353 246	24 332 622
Sri Lanka	10067.1	Assistance to Vulnerable Groups for Peacebuilding in Conflict-Affected Areas	9 147 487	18 765 270
<b>Total 2007</b>			<b>18 500 732</b>	<b>43 097 892</b>
<b>2008</b>				
Afghanistan	10427.0	Post-Conflict Relief and Rehabilitation in the Islamic Republic of Afghanistan	17 534 663	36 053 588
Cambodia	10305.1	Assisting People in Crisis	14 464 795	18 115 689
Central America Region	10444.0	Assistance to Strengthen Disaster Preparedness and Mitigation among Marginalized Populations in El Salvador, Guatemala, Honduras and Nicaragua	6 884 621	7 925 981
Colombia	10588.0	Food Assistance to Internally Displaced Persons and Other Highly Food-Insecure Groups Affected by Violence	13 645 236	14 148 185
Côte d'Ivoire	10672.0	Assistance to Populations Affected by the Côte d'Ivoire Protracted Crisis	5 974 186	8 626 754
Ethiopia	10127.2	Food Assistance to Sudanese, Somali, and Eritrean Refugees	6 415 600	7 495 323





**ANNEX IIIa: PRRO BUDGET INCREASES WITH A FOOD VALUE BETWEEN US\$3 MILLION AND US\$20 MILLION APPROVED BY THE EXECUTIVE DIRECTOR SINCE NOVEMBER 2004 (TO AUGUST 2008)**

Country or region	PRRO number	Title	Food value of increase (US\$)	Total value of increase (US\$)
Guinea	10553.0	Post-Conflict Transition in Forest Guinea Region	8 885 138	20 876 548
Haiti	10674.0	Food Assistance for the Relief and Protection of Vulnerable Groups Exposed to Food Insecurity	13 473 251	26 352 186
Haiti	10674.0	Food Assistance for the Relief and Protection of Vulnerable Groups Exposed to Food Insecurity	18 953 449	23 593 121
Indonesia	10069.2	Assistance for Recovery and Nutrition Rehabilitation	17 472 110	13 170 205
Kenya	10258.2	Food Assistance to Somali and Sudanese Refugees	17 648 317	21 054 175
Korea, Democratic People's Republic of	10488.0	Recovery Assistance for Vulnerable Groups in the Democratic People's Republic of Korea	13 908 420	15 896 803
Korea, Democratic People's Republic of	10488.0	Recovery Assistance for Vulnerable Groups in the Democratic People's Republic of Korea	18 531 296	22 490 593
Liberia	10454.0	Food Assistance for Relief and Recovery in Post-Conflict Liberia	10 380 425	11 273 686
Mauritania	10605.0	Support to Population Groups Vulnerable to Insecurity and Malnutrition and Strengthening of Response Mechanisms	3 900 442	9 125 781
Mozambique	10600.0	Food Support for Protection and Promotion of Lives and Livelihoods of the Most Vulnerable People	16 135 265	21 054 321
Myanmar	10066.3	Assistance to Vulnerable Families	12 784 004	13 517 215
Nepal	10058.5	Food Assistance to Bhutanese Refugees	4 083 714	4 179 071
Nepal	10676.0	Food Assistance for Conflict-Affected Populations	3 049 376	4 009 045
Niger	10611.0	Improving the Nutritional Status and Reinforcing Livelihoods of Vulnerable Populations	6 384 450	8 959 915
Pakistan	10671.0	Assistance to Food-Insecure Households: Baluchistan and Federally Administered Tribal Areas	6 356 390	6 885 146
Pakistan	10504.0	Post-Earthquake Relief and Recovery Operation – South Asia	3 129 467	3 348 530
Rwanda	10531.0	Assistance to Refugees and Recovery Operations for the Most Vulnerable Households	4 765 854	5 099 464
Senegal	10612.0	Post-Conflict Rehabilitation in the Casamance Naturelle	14 208 624	27 691 893
Sierra Leone	10554.0	Food Assistance to Refugee and Returnee-Affected Areas of Sierra Leone	5 466 135	6 498 072
Somalia	10191.1	Food Aid for Relief and Protection of Livelihoods	19 255 102	40 641 219



**ANNEX IIIa: PRRO BUDGET INCREASES WITH A FOOD VALUE BETWEEN US\$3 MILLION AND US\$20 MILLION APPROVED BY THE EXECUTIVE DIRECTOR SINCE NOVEMBER 2004 (TO AUGUST 2008)**

<b>Country or region</b>	<b>PRRO number</b>	<b>Title</b>	<b>Food value of increase (US\$)</b>	<b>Total value of increase (US\$)</b>
Sri Lanka	10067.1	Assistance to Vulnerable Groups for Peacebuilding in Conflict-Affected Areas	17 035 120	18 743 425
Tajikistan	10603.0	Transitional Relief and Recovery Support to Food-Insecure Households	16 539 599	19 216 589
Tanzania, United Republic of	10529.0	Assistance to Refugees in Camps and Vulnerable Households among the Host Population in Northwestern Tanzania	11 274 964	11 302 299
<b>Total 2008</b>			<b>328 540 014</b>	<b>447 344 821</b>
<b>Total for all years</b>			<b>513 382 608</b>	<b>890 117 416</b>





**ANNEX IIIb: PRRO BUDGET INCREASES APPROVED BY THE EXECUTIVE BOARD SINCE NOVEMBER 2004 (TO AUGUST 2008)**

Country or region	PRRO number	Title	Food value of increase only (US\$)	Total value of increase only (US\$)
<b>2005</b>				
Indonesia	10069.1	Assistance to Recovery and Nutritional Rehabilitation	50 033 150	88 127 239
Southern Africa	10310.0	Assistance to Populations in Southern Africa Vulnerable to Food Insecurity and the Impact of AIDS	93 085 737	210 995 539
Sri Lanka	10067.1	Assistance to Vulnerable Groups for Peacebuilding in Conflict-Affected Areas	11 860 668	20 789 365
<b>Total 2005</b>			<b>154 979 555</b>	<b>319 912 143</b>
<b>2006</b>				
Southern Africa	10310.0	Assistance to Populations in Southern Africa Vulnerable to Food Insecurity and the Impact of AIDS	35 091 289	87 838 183
<b>Total 2006</b>			<b>35 091 289</b>	<b>87 838 183</b>
<b>2007</b>				
Sri Lanka	10067.1	Assistance to Vulnerable Groups for Peacebuilding in Conflict-Affected Areas	50 079 166	72 103 601
Uganda	10121.1	Targeted Food Assistance for Relief and Recovery of Refugees Displaced Persons and Vulnerable Groups	52 197 937	114 541 579
<b>Total 2007</b>			<b>102 277 103</b>	<b>186 645 180</b>
<b>2008</b>				
Afghanistan	10427.0	Post-Conflict Relief and Rehabilitation in the Islamic Republic of Afghanistan	47 358 808	57 129 482
Burundi	10528.0	Support to the Stabilization and Recovery of Burundi: Protecting and Creating Livelihoods while Improving the Nutritional Status of the Most Vulnerable	27 944 343	28 895 917

**ANNEX IIIb: PRRO BUDGET INCREASES APPROVED BY THE EXECUTIVE BOARD SINCE NOVEMBER 2004 (TO AUGUST 2008)**

Country or region	PRRO number	Title	Food value of increase only (US\$)	Total value of increase only (US\$)
Congo, Democratic Republic of the	10608.0	Targeted Food Aid for Victims of Armed Conflict and Other Vulnerable Groups	27 017 014	46 638 283
Ethiopia	10665.0	Responding to Humanitarian Crises and Enhancing Resilience to Food Insecurity	172 659 323	250 522 296
Malawi	10586.0	Assistance to Food-Insecure People Suffering from the Effects of Natural Disasters and HIV/AIDS	29 156 164	27 861 216
Occupied Palestinian Territory	10387.1	Targeted Assistance for Relief, Support to Productive Activities and Skills Development for Vulnerable Non-Refugee Palestinians	35 168 005	49 557 326
Uganda	10121.2	Targeted Food Assistance for Relief and Recovery of Refugees, Displaced Persons and Other Vulnerable Groups	65 884 285	73 102 770
Zimbabwe	10595.0	Protracted Relief for Vulnerable Groups	24 693 411	31 235 380
<b>Total 2008</b>			<b>429 881 353</b>	<b>564 942 670</b>
<b>Total for all years</b>			<b>722 229 300</b>	<b>1 159 338 176</b>



**ANNEX IV: PRROS AND PRRO BUDGET INCREASES APPROVED BY THE EXECUTIVE BOARD BY CORRESPONDENCE  
SINCE NOVEMBER 2004 (TO SEPTEMBER 2008)**

Country	PRRO number	Title	Approval date	Food Value (US\$)	Total Value (US\$)
<b>PRRO</b>					
<b>2008</b>					
Timor-Leste	10388.1	Assistance to Vulnerable Populations	05/09/2008	21 175 975	36 038 233
<b>PRRO budget increases</b>					
<b>2007</b>					
Southern Africa	10310.0	Assistance to Populations in Southern Africa Vulnerable to Food Insecurity and the Impact of AIDS	22/08/2007	49 360 414	98 753 703
<b>2008</b>					
Afghanistan	10427.0	Post-Conflict Relief and Rehabilitation in the Islamic Republic of Afghanistan	10/03/2008	21 044 392	35 889 489
Afghanistan	10427.0	Post-Conflict Relief and Rehabilitation in the Islamic Republic of Afghanistan	24/09/2008	179 239 419	332 400 183
Congo, Democratic Rep. of the	10608.0	Targeted Food Aid for Victims of Armed Conflict and other Vulnerable Groups	09/09/2008	66 816 064	149 330 759
Ethiopia	10665.0	Responding to Humanitarian Crises and Enhancing Resilience to Food Insecurity	05/09/2008	185 912 724	303 856 040
Somalia	10191.1	Food Aid for Relief and Protection of Livelihoods	04/07/2008	126 990 078	289 226 963
Zimbabwe	10595.0	Protracted Relief for Vulnerable Groups	24/09/2008	106 566 914	229 519 463
<b>Total 2008</b>				<b>686 569 591</b>	<b>1 340 222 896</b>
<b>Total PRRO budget increases approved by correspondence</b>				<b>735 930 005</b>	<b>1 438 976 599</b>
<b>Total PRROs and PRRO budget increases approved by correspondence</b>				<b>757 105 980</b>	<b>1 475 014 832</b>



**ANNEX Va: COUNTRY PROGRAMME BUDGET INCREASES APPROVED BY THE EXECUTIVE DIRECTOR  
SINCE NOVEMBER 2005 (TO AUGUST 2008)**

Country	CP number	Years covered	Description of revision	Food value of increase only (US\$)	Total value of increase only (US\$)
<b>2006</b>					
Bangladesh	10059.0	2001–2006	Additional directed resources	20 754 677	22 207 505
Chad	10018.0	2001–2005	Change in orientation	370 987	972 280
Guatemala	10092.0	2001–2009	Change in orientation	2 985	3 194
Haiti	10217.0	2003–2007	Change in orientation	34	287 124
Honduras	10074.0	2002–2007	Change in orientation	307	328
Malawi	10106.0	2002–2006	Change in orientation	2 077 957	7 435 130
Mozambique	10097.0	2002–2006	Reallocation of resources	-6 468 694	-12 091 610
Rwanda	10156.0	2003–2007	Reallocation of resources	2 454 900	4 154 833
<b>Total 2006</b>				<b>19 193 154</b>	<b>22 968 786</b>
<b>2007</b>					
Bangladesh	10410.0	2007–2010	Additional directed resources	13 773 295	19 383 967
Bangladesh	10410.0	2007–2010	Additional directed resources	8 194 382	11 852 928
<b>Total 2007</b>				<b>21 967 677</b>	<b>31 236 895</b>
<b>2008</b>					
Bangladesh	10410.0	2007–2010	Additional directed resources	15 084 180	26 327 037
Bangladesh	10410.0	2007–2010	Additional directed resources	3 263 130	3 814 521
<b>Total 2008</b>				<b>18 347 310</b>	<b>30 141 558</b>
<b>Total all years</b>				<b>59 508 141</b>	<b>84 347 239</b>





**ANNEX Vb: COUNTRY PROGRAMME BUDGET INCREASES APPROVED BY THE EXECUTIVE BOARD  
SINCE NOVEMBER 2005 (TO AUGUST 2008)**

Country	CP number	Years covered	Description of revision	Food value of increase only (US\$)	Total value of increase only (US\$)
<b>2007</b>					
Nepal	10093.0	2002–2010	Additional commodities and extension-in-time	16 872 756	24 725 295
<b>Total 2007</b>				<b>16 872 756</b>	<b>24 725 295</b>
<b>2008</b>					
Bangladesh	10410.0	2007–2010	Recosting exercise	52 425 357	58 476 420
Bolivia	10596.0	2008–2012	Recosting exercise	3 891 315	4 217 567
Burkina Faso	10399.0	2006–2010	Recosting exercise	10 952 346	13 375 213
Chad	10478.0	2007–2010	Recosting exercise	5 800 621	7 040 438
Egypt	10450.0	2007–2011	Recosting exercise	5 578 712	7 049 412
Ethiopia	10430.0	2007–2011	Recosting exercise	35 423 263	45 064 481
Ghana	10418.0	2006–2010	Recosting exercise	7 151 271	8 606 910
Guinea	10453.0	2007–2011	Recosting exercise	4 418 322	6 093 706
Honduras	10538.0	2008–2011	Recosting exercise	4 710 147	3 767 936
Kenya	10264.0	2004–2008	Recosting exercise	8 276 824	8 241 766
Madagascar	10340.0	2005–2009	Recosting exercise	4 325 432	5 755 055
Mali	10583.0	2008–2012	Recosting exercise	3 949 199	6 688 842
Mauritania	10209.0	2003–2008	Recosting exercise	11 602 610	13 505 757
Nepal	10093.0	2002–2010	Recosting exercise	8 101 858	9 031 546
Nicaragua	10597.0	2008–2012	Recosting exercise	6 392 844	6 929 715
Pakistan	10269.0	2005–2009	Recosting exercise	27 827 600	30 848 532
Senegal	10451.0	2007–2011	Recosting exercise	4 764 603	7 235 501

**ANNEX Vb: COUNTRY PROGRAMME BUDGET INCREASES APPROVED BY THE EXECUTIVE BOARD  
SINCE NOVEMBER 2005 (TO AUGUST 2008)**

<b>Country</b>	<b>CP number</b>	<b>Years covered</b>	<b>Description of revision</b>	<b>Food value of increase only (US\$)</b>	<b>Total value of increase only (US\$)</b>
Sierra Leone	10584.0	2008–2010	Recosting exercise	4 349 538	5 156 039
Tanzania, United Republic of	10437.0	2007–2010	Recosting exercise	10 884 649	12 387 061
Uganda	10426.0	2006–2010	Recosting exercise	16 617 417	18 259 462
Yemen	10435.0	2007–2011	Recosting exercise	25 142 550	28 341 455
Zambia	10447.0	2007–2011	Recosting exercise	5 944 410	8 707 979
<b>Total 2008</b>				<b>268 530 886</b>	<b>314 780 796</b>
<b>Total all years</b>				<b>285 403 643</b>	<b>339 506 091</b>

