

برنامج
الأغذية
العالمي



Programme
Alimentaire
Mondial

World
Food
Programme

Programa
Mundial
de Alimentos

**Executive Board
First Regular Session**

Rome, 10–11 February 2014

PROJECTS FOR EXECUTIVE BOARD APPROVAL

Agenda item 6

For approval



Distribution: GENERAL
WFP/EB.1/2014/6-B/2
16 January 2014
ORIGINAL: ENGLISH

PROTRACTED RELIEF AND RECOVERY OPERATIONS – YEMEN 200636

Safeguarding Lives, Improving Food Security and Nutrition, and Building Resilience

Number of beneficiaries	6 million
Duration of project	2 years (July 2014–June 2016)
WFP food tonnage	366,734 mt
Cost (United States dollars)	
Food and related costs	330,721,666
Cash/vouchers and related costs	74,457,429
Capacity development and augmentation	5,577,000
Total cost to WFP	491,366,054

This document is printed in a limited number of copies. Executive Board documents are available on WFP's Website (<http://executiveboard.wfp.org>).

NOTE TO THE EXECUTIVE BOARD

This document is submitted to the Executive Board for approval.

The Secretariat invites members of the Board who may have questions of a technical nature with regard to this document to contact the WFP staff focal points indicated below, preferably well in advance of the Board's meeting.

Regional Director, OMC*: Mr M. Diab Email: mohamed.diab@wfp.org

Country Director: Mr B. Parajuli Email: bishow.parajuli@wfp.org

Should you have any questions regarding availability of documentation for the Executive Board, please contact the Conference Servicing Unit (tel.: 066513-2645).

* Cairo Regional Bureau (Middle East, North Africa, Eastern Europe and Central Asia)

EXECUTIVE SUMMARY

The situation in Yemen is characterized by insecurity, large-scale displacement, a breakdown of social services and poverty.

This operation will support a shift from relief assistance to recovery and resilience to promote food and nutrition security. Beneficiaries will include internally displaced persons and returnees, vulnerable populations in most food-insecure areas, people affected by transient crises, infants, pregnant and lactating women affected by acute and chronic malnutrition, and school-age children.

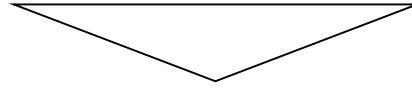
The operation is based on assessments such as WFP's July 2013 food security monitoring survey, the 2013 country programme baseline survey by the United Nations Children's Fund, 2011–2013 nutrition surveys and the 2011 comprehensive food security survey.

The operation will assist many of Yemen's 4.5 million severely food-insecure people through unconditional household food or cash distributions, conditional participatory food-assistance activities, nutritional support for the treatment and prevention of acute and chronic malnutrition and micronutrient deficiencies, and meals and take-home rations for schoolchildren to improve attendance, nutrition and learning.

The operation was planned and will be implemented in partnership with government ministries, United Nations agencies, the World Bank, non-governmental organizations and donors in line with the Joint United Nations Framework to Support the Transition in Yemen and the Yemen Humanitarian Response Plan. It will align WFP's activities with moves to increase the Government's capacity to respond to the crisis and will promote recovery and resilience to enable food-insecure households and communities to better withstand and recover from the effects of conflict and shocks.

The operation is aligned with Strategic Objectives 1, 2 and 3, and contributes to Millennium Development Goals 1, 2, 3, 4 and 5.

DRAFT DECISION*



The Board approves the proposed protracted relief and recovery operation Yemen 200636 “Safeguarding Lives, Improving Food Security and Nutrition, and Building Resilience” (WFP/EB.1/2014/6-B/2).

* This is a draft decision. For the final decision adopted by the Board, please refer to the Decisions and Recommendations document issued at the end of the session.

SITUATION ANALYSIS

Context

1. Yemen is experiencing political transition and a humanitarian crisis. The poorest country in the region, it has a per capita gross domestic product (GDP) of USD 1,209.¹ The proportion of the population living below the national poverty line rose from 35 percent in 2006 to 54.4 percent in 2012² as a result of conflict and global food, fuel and financial crises.
2. Yemen ranks 160th of 187 countries in the 2013 human development index. The Government recognizes that Yemen will not achieve the Millennium Development Goals by 2015. The large-scale exclusion of women from social, economic and political processes means that Yemen ranks lowest in the gender inequality index.³
3. School attendance is 77.2 percent for boys and 63.4 percent for girls; in rural areas the figures are 75.2 percent for boys and 57.2 percent for girls.⁴ Retention rates for girls are low because many leave early – one in five are married by the age of 15.⁵ Enrolment and attendance are severely limited by child labour involving 1.3 million children, half of whom carry out hazardous work; 60 percent are girls.⁴ Of the 1.2 million children out of school, two-thirds are girls.⁶
4. The oil sector accounts for a third of GDP, three quarters of government revenue and 90 percent of exports. The economy is hence vulnerable to changes in production levels and international prices. Depletion of oil reserves and attacks on production facilities are causing a fiscal deficit that is expected to average 9.7 percent of GDP.⁷
5. During civil unrest in 2011 the economy contracted by 10.5 percent. It grew by 2.7 percent in 2012 following the peace agreement brokered by the Gulf Cooperation Council, but it is expected to fall to 2.1 percent in 2014/15.⁸
6. Yemen's annual population growth of 3 percent is one of the highest in the world. Of the population of 25 million, 45.4 percent are under 15, and 52.9 percent of people aged 15–24 are unemployed.⁹ Many people are subject to mobilization for conflict-related activities. Attacks by non-state actors and unrest caused by separatist movements result in instability and displacement.
7. Protracted relief and recovery operation (PRRO) 200636 is based on the assumption that the reconciliation process will result in elections, a new constitution and a new parliament in 2014.¹ The reduction in conflict in 2012/13 has opened hitherto inaccessible areas and enabled more recovery and development activities financed by donors. These gains remain fragile: widespread conflict may recur if national reconciliation is not successful.

¹ World Bank. 2013. *Yemen Overview*. Washington DC.

² World Bank. 2012. *Joint Social and Economic Assessment for the Republic of Yemen*. Washington DC.

³ United Nations Development Programme (UNDP). 2013. *2013 Human Development Report*. New York.

⁴ International Labour Organization (ILO) and Government of Yemen. 2012. *Working Children in the Republic of Yemen: The Results of the 2010 National Child Labour Survey*. Geneva and Sana'a.

⁵ United Nations Children's Fund (UNICEF). 2013. Country programme baseline survey. Unpublished.

⁶ Ministry of Education. 2012. *Education Sector Plan, 2013–2015*. Sana'a.

⁷ United Nations Development Assistance Framework, Republic of Yemen (2012–2015).

⁸ Economist Intelligence Unit. September 2012. *Country Report: Yemen*. London.

⁹ UNDP. 2012. *Multi-Dimensional Livelihoods Assessment in Conflict-Affected Areas, Yemen*. New York.

The Food Security and Nutrition Situation

8. Yemen is a low-income food-deficit country¹⁰ ranked by the Global Hunger Index as the 7th most food-insecure country in the world.¹¹ Annual requirements of wheat, rice and maize are estimated at 4.5 million mt; cereal imports during 2014 are expected to be 3.1 million mt. Yemen is vulnerable to market shocks and price volatility: 75–85 percent of staple food requirements are imported, and 96 percent of households are net food purchasers.¹²
9. WFP's July 2013 food security monitoring survey (FSMS) indicated that 45 percent of the population was food-insecure in 2011, and 42 percent in 2013. The percentage of severely food-insecure people fell from 22.2 percent in 2011 to 17.9 percent in 2013, and the percentage of moderately food-insecure people rose from 22.2 percent in 2011 to 24.6 percent in 2013.¹² Overall, 4.5 million people are severely food-insecure and 6 million are moderately food-insecure; 80 percent of food-insecure households are indebted, which increases their vulnerability.¹¹
10. Food insecurity is 44 percent among households headed by women and 42 percent among those headed by men; 62 percent of households headed by widows are food-insecure.
11. The causes of food insecurity are likely to persist in the medium term and long term. Disruption of livelihoods by conflict, fluctuations in fuel and cereal prices, the reduction in remittances resulting from the deportation of 250,000 Yemenis from Saudi Arabia, the proposed removal of fuel subsidies, and inflation will erode the purchasing power of vulnerable households. This is aggravated by a failure to address the underlying causes of food insecurity such as the cereal market controlled by a few buyers and sellers, high unemployment and low household food production in rural areas.
12. Poor land management has reduced the areas under cultivation and degraded the landscape, exacerbating the impact of droughts and flash floods. The creation of sustainable rural livelihoods depends on reducing water scarcity through better management of soils and water resources.¹³
13. The FSMS found that the diet of 50 percent of Yemenis is poorly diversified and likely to result in poor nutrition.¹² Malnutrition risks are further aggravated by only 5 percent of children aged 6–23 months having a minimum acceptable diet, and only 25 percent of households using iodized salt. Only 40 percent of households have access to improved water sources, and 75 percent spend an average of one and a half hours per day collecting drinking water.⁵
14. Chronic malnutrition is very high and affects 47 percent of children. Global acute malnutrition is high at 13 percent, with considerable regional differences: 28 percent of children in the governorate of Hodeidah are acutely malnourished, and 70 percent in the governorate of Raymah are stunted. Acute malnutrition affects 14.8 percent of boys and 11.1 percent of girls. Among pregnant and lactating women (PLW), 25 percent are malnourished.¹⁴ Vitamin A deficiency affects 25 percent of pre-school children and 16 percent of pregnant women;¹⁵ 68 percent of pre-school children and 58 percent of

¹⁰ Office for the Coordination of Humanitarian Affairs (OCHA). 2013. *Yemen Humanitarian Response Plan*. New York.

¹¹ International Food Policy Research Institute (IFPRI). *Welthungerhilfe*, Concern Worldwide. 2013 Global Hunger Index *The challenge of hunger: Building resilience to achieve food and nutrition security*. Available at <http://www.ifpri.org/ghi/2013>.

¹² WFP, July 2013 food security monitoring survey (FSMS).

¹³ Ministry of Water and Environment. 2004. *National Water Sector Strategy and Investment Programme*. Sana'a.

¹⁴ WFP, 2011 Comprehensive Food Security Survey. (CFSS).

¹⁵ World Health Organization (WHO). 2009. *Global Prevalence of Vitamin A Deficiency in Populations at Risk, 1995–2005*. WHO Global Database on Vitamin A Deficiency. Geneva.

pregnant women are anaemic.¹⁶ Only 43 percent of the population have access to a public health facility.¹⁷

POLICIES, CAPACITIES AND ACTIONS OF THE GOVERNMENT AND OTHERS

Policies, Capacities and Actions of the Government

15. The transitional Government has developed complementary policies to address food insecurity and malnutrition: these include a national water-sector strategy and draft national food security and nutrition strategies. A mid-term results framework for 2013–2015 guides the education sector. Because government capacity is limited, WFP and its partners support implementation and address unmet needs.
16. The two national safety nets are the Social Welfare Fund (SWF), which provides unconditional cash transfers for the poorest households, and the Social Fund for Development (SFD), which provides conditional cash transfers to support the repair and construction of community assets. Both assist vulnerable households in large areas of the country; they welcome partnerships that help to enhance coverage and targeting.

Policies, Capacities and Actions of Other Major Actors

17. The Joint United Nations Framework to Support the Transition in Yemen (2012–2014) and the Yemen Humanitarian Response Plan for 2014–2015 address humanitarian and development challenges. WFP and other agencies are simultaneously adopting recovery and resilience approaches to enable households and communities to withstand and recover from shocks created by conflicts or natural disasters.

Coordination

18. Development and humanitarian assistance are coordinated by the United Nations country team, the humanitarian country team, the cluster system, and donor organizations.
19. WFP leads the logistics cluster, co-leads the food security and agriculture cluster with the Food and Agriculture Organization of the United Nations (FAO), and participates in the nutrition and early-recovery clusters; it also leads the working group to develop the humanitarian country team's resilience strategy. WFP's programmes are coordinated through the Ministry of Planning and International Cooperation.

¹⁶ WHO. 2008. *Worldwide Prevalence of Anaemia, 1993–2005*. WHO Global Database on Anaemia. Geneva.

¹⁷ United Nations Population Fund (UNFPA) Yemen website 2013.

OBJECTIVES OF WFP ASSISTANCE

20. PRRO 200636 is aligned with Strategic Objectives 1, 2 and 3¹⁸ and contributes to Millennium Development Goals 1, 2, 3, 4 and 5.¹⁹
21. Under Strategic Objective 1, PRRO 200636 will:
 - maintain acceptable food security among internally displaced persons (IDPs) and returnees;
 - ensure effective treatment of acute malnutrition among children aged 6–59 months and PLW in areas most affected by global acute malnutrition; and
 - maintain the food security of vulnerable households affected by natural disasters or conflict.
22. Under Strategic Objective 2 it will:
 - improve food security, self-reliance and income-generating opportunities among the most food-insecure populations;
 - help to reduce acute and chronic malnutrition and address micronutrient deficiencies by enhancing the feeding of young children, maternal nutrition and micronutrient intake among school-age children;
 - increase access to education, particularly for girls; and
 - enhance national capacities to address food and nutrition insecurity.
23. Under Strategic Objective 3 it will improve livelihoods and enhance resilience among food-insecure communities and households.

WFP RESPONSE STRATEGY

Nature and Effectiveness of Food Security-Related Assistance to Date

24. In 2013, WFP's main activities were combined into emergency operation 200451, which has provided lifesaving food assistance for food-insecure households and those affected by conflict. WFP assisted 3.8 million beneficiaries through the emergency safety net, and 600,000 IDPs and 562,000 at-risk and malnourished children and pregnant women. Between 2011 and 2013, severe food insecurity fell by 30 percent and negative coping strategies by 85 percent in the governorates where the emergency safety net was implemented; in the governorates where it was not implemented, severe food insecurity fell by only 14 percent, and negative coping strategies increased by 82 percent.²⁰
25. A separate PRRO will continue to assist food-insecure refugees from the conflict in the Horn of Africa.
26. In alignment with the recovery and resilience focus, the education support programme will be redesigned to enable synergies among activities. In view of the association between

¹⁸ Strategic Objective 1 – Save lives and protect livelihoods in emergencies; Strategic Objective 2 – Support or restore food security and nutrition and establish or rebuild livelihoods in fragile settings and following emergencies; Strategic Objective 3 – Reduce risk and enable people, communities and countries to meet their own food and nutrition needs.

¹⁹ Millennium Development Goals – 1: Eradicate extreme poverty and hunger; 2: Achieve universal primary education; 3: Promote gender equality and empower women; 4: Reduce child mortality; and 5: Improve maternal health.

²⁰ WFP, 2011 CFSS and July 2013 FSMS.

educational attainment and food and nutrition security, and of the social and political context, the current programme will be discontinued; PRRO 200636 will help to integrate safety nets and livelihood, nutrition and education activities.

Strategy Outline

27. PRRO 200636 will facilitate a gradual shift from unconditional relief assistance to participatory resilience-building programmes.
28. The humanitarian needs of displaced people and those affected by acute malnutrition and crises will continue to be met through relief approaches. Safety nets, livelihood enhancement, prevention of malnutrition and support for education will be designed to meet the needs of individual communities.
29. If the situation demands a reversal of the move to recovery, PRRO 200636 has the flexibility to provide unconditional relief assistance to meet basic humanitarian needs.
30. Even though PRRO 200636 is guided by national vulnerability analyses, activities will be designed with consideration for issues in particular locations related to security, access, community mobilization and partner presence. The outcome of the reconciliation process will determine the scope of recovery work; the recovery activities themselves are expected to contribute to the dialogue.
31. With regard to the use of food, cash or vouchers to promote recovery and resilience, humanitarian actors increasingly prefer conditional transfers linked to asset creation and resilience-building. The choice of modality depends on location, in that only areas with markets and shops can be selected for cash or voucher transfers. WFP will offer in-kind food assistance and cash, either in lieu of or in addition to the basic food basket.
32. WFP will explore opportunities to support women's empowerment and marginalized groups through a "do no harm" approach. Case studies and gender-specific and age-specific intra-household information will inform programme approaches.

Relief

⇒ *Support for IDPs and returnees*

33. Of the estimated 600,000 people displaced by conflict between 2006 and 2011, 85 percent have returned to their areas of origin, and many of those unable to return for political reasons have integrated into host communities. Some IDPs will continue to require assistance to establish livelihoods, and will have opportunities to participate in productive safety-net and livelihood enhancement activities.
34. Although the political transition has brought some stability, local conflicts continue to displace people; many will need food assistance for up to four months, or until mediation enables them to return home. This situation is expected to continue throughout PRRO 200636.

⇒ *Treatment of acute malnutrition*

35. Following the expansion of curative nutrition services under emergency operation 200451, the PRRO will support the treatment of moderate acute malnutrition among children aged 6–59 months and PLW; recognized treatments and measurements of weight-for-height and mid-upper arm circumference will be applied. WFP will contribute to improved coverage and quality of nutrition services and will help to enhance supply and information management.

⇒ *Periodic and ad hoc relief assistance*

36. Sudden conflicts and natural disasters cause temporary displacement and may restrict movement. The communities affected will receive food assistance for up to two months.

Transition to Recovery and Resilience

⇒ *Safety nets and livelihoods*

37. The safety net and livelihoods programmes aim to optimize productive capacities during the transition from humanitarian assistance to resilience approaches. The work will be implemented and coordinated through government-managed organizations.

38. The protective safety net will address food-security needs in the poorest and most vulnerable areas; the productive safety net and livelihood activities will engage communities in income generation and asset creation, with continued support for those in need. With its partners WFP will promote dietary diversity and hygiene, and will educate vulnerable communities in maternal and young child nutrition.

⇒ *Protective safety net*

39. WFP will continue to supplement incomes for the poorest households in the most food-insecure districts, complementing cash provided by the SWF. Beneficiaries will be exposed to awareness campaigns during distributions and will be encouraged to participate in social, health and education programmes supported by partners.

⇒ *Productive safety net*

40. In vulnerable areas where food security is improving, the poorest households will participate in training and labour-intensive work connected with road repair or construction and domestic water and sanitation infrastructure. Households in the same areas with limited opportunities for such work – 40 percent of the beneficiaries – will also be supported.

⇒ *Livelihoods*

41. To enable recovery from economic shocks, natural disasters or conflict, WFP and partners will engage food-insecure households in the repair or construction of productive assets such as irrigation systems, dams and terraces to improve crop production.
42. While the focus shifts from immediate benefits to medium- and long-term livelihood improvement, the intensity of work will increase from 10 days per month for productive safety net activities to 15 days for livelihood enhancement.

⇒ *Prevention of malnutrition*

43. In support of Yemen's membership of the Scaling Up Nutrition (SUN) movement, WFP will adopt the first 1,000 days approach. Blanket supplementary feeding for children aged 6–23 months will help to prevent acute and chronic malnutrition; it will be provided through facility-based nutrition services, health campaigns and community mobilization in conjunction with safety-net and livelihood activities. Pregnant and lactating women will be supported on a preventive basis where treatment of malnutrition is not available, linked where possible with encouragement to access maternal and neonatal health services.
44. WFP will provide fortified nutrition supplements for young children and PLW to prevent micronutrient deficiencies in coordination with programmes supplying micronutrient powders; fortified wheat flour, vegetable oil and iodized salt will be included in household food baskets.

⇒ *Education*

45. The programme aims to improve the nutritional intake of schoolchildren in the areas of food insecurity and chronic malnutrition, supporting the Government's commitment to increase school enrolment to 80 percent. It will also contribute to household food security, and improve equitable access to education in rural areas.
46. Pupils in primary and secondary schools will receive a nutritious daily meal to enable them to pay attention in class. Take-home rations (THRs) will be provided for girls in grade 4 and above who attend regularly and for children released from child labour and returning to school. The programme will help to improve food and nutrition security and will address gender equity in schools.

National Strategy, Capacity Enhancement and Hand-Over

47. WFP will support the improvement of government policy and management capacities and the enhancement of community resilience to food-security shocks with a view to enabling national institutions to take charge of food security and nutrition programmes.
48. In collaboration with the World Bank, FAO, the International Fund for Agricultural Development (IFAD), UNICEF, UNDP and UNFPA, WFP will support capacity development in the Ministry of Planning and International Cooperation, the National Food Security Council, the SUN technical committee, the Ministry of Agriculture, the Executive Unit for IDPs (ExecU), the Ministry of Education, the Ministry of Social Affairs and Labour and the Ministry of Public Health and Population.
49. WFP will support the development of policies and investment plans that enhance food and nutrition security, will help improve situation and response analysis for example through a CFSS, and will provide technical support and training to improve service delivery. The Government will be encouraged to include food and nutrition programming in its budget to enhance its sense of ownership.

BENEFICIARIES AND TARGETING

50. To maximize its effectiveness, PRRO 200636 prioritizes activities as follows:
 - *Geography.* Districts are rated 1 (low priority) to 5 (high priority) in terms of poverty, food insecurity, acute and chronic malnutrition, school enrolment among girls, and the number of people affected by each.
 - *Season.* People are generally most vulnerable to food insecurity from May through October, but the lean season varies from place to place; local needs will be assessed in consultation with communities to inform programme design and implementation.
 - *Access.* Security considerations and physical access will be monitored throughout PRRO 200636. New areas of intervention will depend on assessed needs and a secure operating environment; they may include Sa'ada and Al Jawf.²¹
 - *Partnerships.* Synergies with other humanitarian actors will be exploited whenever possible in any given area.

²¹ Currently not considered for WFP operations because access is restricted and oversight cannot be maintained.

- *Individual/household.* National registration systems for IDPs and returnees and the SWF inform household selection; in nutrition programmes, anthropometric measurements, age and pregnancy status determine enrolment and discharge.

IDPs and Returnees

51. In collaboration with the ExecU and the Office of the United Nations High Commissioner for Refugees (UNHCR), WFP will support 500,000 people displaced before 2011 in Amran, Abyan, Hajja, Sa'ada and Sana'a governorates. Of these 282,000 are expected to return to their places of origin in 2014 and are to receive assistance through 2014; 218,000 are expected to resettle in 2015 – 88,000 of these late in the year – and will continue to receive support in 2015.
52. Each month 105,000 people newly displaced by local crises will also be supported: the assistance will last an average of four months, bringing the total to 630,000 people over two years.
53. Former IDPs or returnees can be enrolled in protective, productive or livelihood activities in their areas.

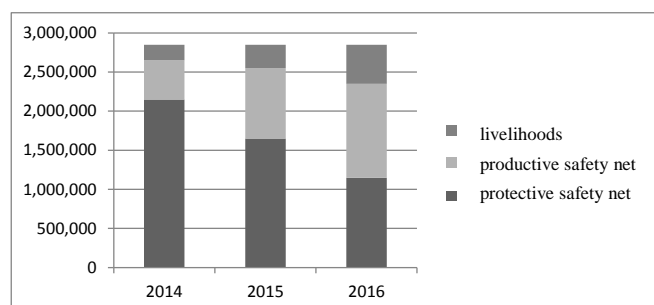
Periodic and Ad Hoc Relief Assistance

54. Communities and households requiring urgent assistance after a sudden crisis will be identified through joint humanitarian assessments. A contingency plan will be in place to support 2,000 households at any given time.

Safety Nets and Livelihoods

55. The safety-net and livelihood programmes will target the most food-insecure areas during the six-month lean period on the basis of food security data from July 2013. They will be implemented in 145 of the country's 333 districts, home to 53 percent of the population and 63 percent of the 4.5 million severely food-insecure people.
56. Beneficiaries in protective safety net districts will be selected from the poorest categories in the SWF beneficiary list and verified by WFP.
57. The number of beneficiaries of this activity is expected to decline as food security improves and the productive safety net expands (see Figure 1). A 2012 appraisal identified areas with stable markets in which 400,000 beneficiaries will receive cash transfers under the protective safety net programme; market monitoring will identify further possibilities for expanding the cash-based approach.

Figure 1: Beneficiary numbers



58. Beneficiaries in productive safety net areas who can work will be selected through the SWF list and community consultation. The programme is expected to expand from 500,000 beneficiaries in 2014 to 1.2 million in 2016.
59. Livelihood activities will engage the poorest households in areas where community mobilization and sustainable livelihood outcomes are possible and where partners are supporting the repair of productive assets: 500,000 beneficiaries are expected by 2016.

Treatment and Prevention of Malnutrition

60. Areas for intervention will be selected according to prevalence and the number of malnourished children, on the basis of the 2011 CFSS and the 2011–2013 nutrition surveys. The intervention will expand from the coastal governorates to include areas with high levels of stunting and new vulnerable areas. The programme aims to achieve 50 percent treatment coverage in 94 districts in 11 governorates, covering 56 percent of acutely malnourished children. Support for prevention will be provided in 158 districts in 12 governorates, covering 68 percent of acutely and chronically malnourished children.
61. The programme will treat moderate acute malnutrition in 550,000 children aged 6–59 months. Prevention will focus on 785,000 children aged 6–23 months in view of their higher susceptibility to acute malnutrition and the opportunity to prevent stunting. Support for 777,000 PLW will address underlying vulnerability to acute and chronic malnutrition.

Education

62. Education will be supported in areas where safety-net and nutrition activities are in place. The support will be prioritized in the areas with highest food insecurity and chronic malnutrition, and where girls' enrolment is below 55 percent. School meals or snacks will be provided for 892,000 school-age children to improve nutrition and learning – Ministry of Education statistics indicate that 57 percent will be boys – and 215,000 girls who attend regularly will receive THRs. The risk of overlap with safety net activities will be minimal because these activities are implemented during the lean season only.
63. School snacks will be provided for children in all grades but THRs will target girls in grade 4 and above, where the gender gap increases as a result of high drop-out rates among girls. Grades 1–3 account for 43 percent of girls in school, but the nine grades above grade 4 for only 57 percent.²²
64. WFP and ILO will provide THRs for 50,000 children released from child labour with a view to keeping them in school.

²² Ministry of Education data for the 2011/12 school year.

TABLE 1: BENEFICIARIES BY ACTIVITY

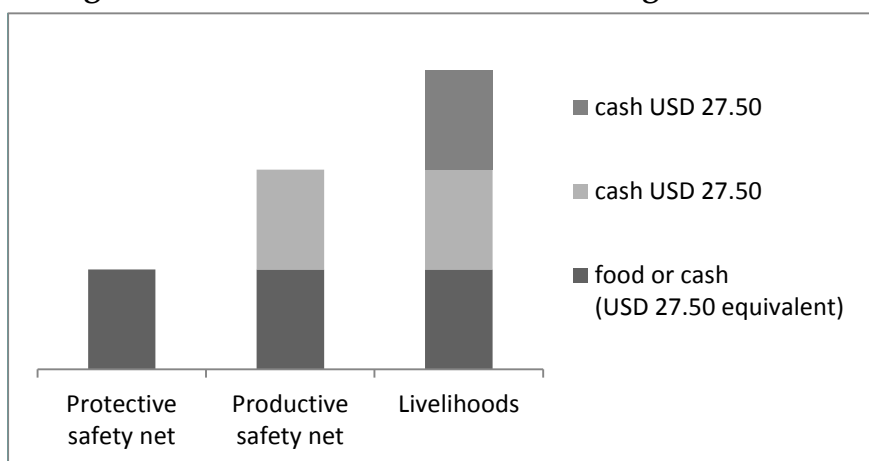
	Activity	2014 6 months	2015 12 months	2016 6 months	Boys/men	Girls/ women	Total
Relief	Displacement						
	Ongoing						
	IDPs	88 000	-	-	43 648	44 352	88 000
	Returnees	412 000	218 000	-	248 000	252 000	500 000
	New beneficiaries						
	IDPs	158 000	394 000	236 000	312 480	317 520	630 000
	Treatment of malnutrition						
	Children under 5	163 000	302 000	172 000	303 000	247 000	550 000
	PLW	137 000	249 000	149 000	-	436 000	436 000
Periodic and ad hoc emergency support	42 000	84 000	42 000	83 000	85 000	168 000	
Recovery and Resilience	Safety nets						
	Protective	2 149 000	1 649 000	1 149 000	1 066 000	1 083 000	2 149 000
	Food	1 749 000	1 249 000	749 000	868 000	881 000	1 749 000
	Cash	400 000	400 000	400 000	198 000	202 000	400 000
	Productive	500 000	900 000	1 200 000	744 000	756 000	1 500 000
	Food	200 000	360 000	480 000	298 000	302 000	600 000
	Food and Cash	300 000	540 000	720 000	446 000	454 000	900 000
	Livelihoods (Food and Cash)	200 000	300 000	500 000	248 000	252 000	500 000
	<i>Safety nets and livelihoods sub total</i>	2 849 000	2 849 000	2 723 000	1 413 000	1 436 000	2 849 000
	Prevention of malnutrition						
	Clinic-based – Children under 2	251 000	461 000	248 000	285 000	285 000	570 000
	Community-based						
	Children under 2	-	150 000	137 000	108 000	107 000	215 000
	PLW	-	215 000	189 000	-	341 000	341 000
	Education						
	Take-home rations – girls	115 000	215 000	203 000	-	215 000	215 000
	Take-home rations – former child labourers	25 000	50 000	50 000	20 000	30 000	50 000
	School meals/snacks	293 000	892 000	863 000	526 000	366 000	892 000
	TOTAL	4 175 000	5 100 000	4 339 000	2 890 000	3 110 000	6 000 000

Note. The beneficiary number takes into consideration overlap between nutrition and education activities and household support through IDP safety-net and livelihood activities. There is a small overlap between IDPs and returnees, and returnees and safety net/livelihood beneficiaries.

NUTRITIONAL CONSIDERATIONS AND RATIONS; VALUE OF CASH TRANSFERS

65. Displaced households will receive full rations through general food distributions for an average of seven people. The ration will consist of fortified wheat flour, pulses, fortified vegetable oil and iodized salt. In view of returnees' limited access to resources in their places of origin, reduced rations will be provided for the return process.
66. An analysis by IFPRI²³ indicated that the food/energy gap of severely food-insecure households is 630 kcal/person/day. The safety-net and livelihood-enhancement rations will therefore support households – average seven people – with 25 kg wheat, 5 kg pulses, 2.5 litres of fortified vegetable oil and 1 kg iodized salt per month, complementing the SWF.
67. The cash transfer for protective safety net beneficiaries will be equivalent to USD 27.50 per household of seven per month, or the value of the food basket at local prices.²⁴
68. Beneficiary households engaged in work under the productive safety net and livelihood enhancement programmes will receive additional benefits to compensate for the costs associated with participation. These will be in cash to ensure that markets are not disrupted by large-scale food assistance.
69. The combined food and cash transfers will equal 60 percent of the national labour wage to prevent competition with other employment opportunities. The cash transfers amount to USD 27.50 for 10 days in productive safety net activities and USD 55.0 for 15 days in livelihood improvement activities (see Figure 2). Households not engaged in work will receive only the food basket.

Figure 2: Additional benefits for working households



²³ IFPRI. 2009. *Validation of the World Food Programme's Food Consumption Score and Alternative Indicators of Household Food Security*. Washington DC. Available at: <http://www.ifpri.org/publication/validation-world-food-programme-s-food-consumption-score-and-alternative-indicators-hous>

²⁴ Retail food prices, June 2013.

70. In line with the national protocol, the provision of Plumpy'Sup for three months will facilitate recovery from moderate acute malnutrition among children aged 6–59 months.
71. SuperCereal will be provided for PLW as nutritional support in sufficient quantities to mitigate sharing in households;²⁵ vegetable oil and sugar are no longer included in the food basket following a 2013 study that indicated that they are not usually used to enhance its nutritional value.
72. Plumpy'Doz will continue to be provided to address acute and chronic malnutrition among children aged 6–23 months at clinics until a complementary food similar to SuperCereal Plus can be produced locally.
73. Pupils in the school feeding programme will initially receive a snack – a high-energy biscuit (HEB) or cereal/fruit bar – made from locally procured ingredients to cover much of their daily micronutrient requirements. Continued research will indicate possibilities for meal options. Thrice-yearly incentive THRs will consist of wheat and fortified vegetable oil.
74. WFP will support national micronutrient strategies being planned with support from the Micronutrient Initiative and the Global Alliance for Improved Nutrition (GAIN) to address low consumption of nutritious foods. These include fortification of staple foods, the introduction of home fortification with micronutrient powders and local production of nutritionally enhanced products.
75. In view of the volatile security situation, the 10,600 final delivery points in use, and the need to reduce the burden on infrastructure, ration sizes are optimized to facilitate packaging and rapid, clean and reliable distributions.

²⁵ A 2013 assessment among PLW indicated that 60 percent shared wheat-soya blend with their families.

TABLE 2: FOOD RATION/TRANSFER BY ACTIVITY (g/person/day)

	Relief					Recovery							
	Displacement		Treatment of malnutrition		Periodic and ad hoc emergency support	Safety Nets		Livelihoods	Prevention of malnutrition			Education	
	IDPs	Returnees	Children under 5	PLW		Protective	Productive		Children under 2 – clinic-based		Children under 2 and PLW – community-based	Take-home rations (kg)	School meals/snacks
					2014			2015–16	2015–16				
Wheat grain	-	-	-	-	-	119	119	119	-	-	-	50	-
Wheat flour	476	238	-	-	476	-	-	-	-	-	-	-	-
Pulses	48	24	-	-	48	24	24	24	-	-	-	-	-
Oil	21	11	-	-	21	11	11	11	-	-	-	2.7	-
Salt	5	5	-	-	5	5	5	5	-	-	-	-	-
Plumpy'Sup	-	-	92	-	-	-	-	-	-	-	-	-	-
Plumpy'Doz	-	-	-	-	-	-	-	-	46	-	-	-	-
SuperCereal	-	-	-	333	-	-	-	-	-	-	-	-	-
SuperCereal Plus	-	-	-	-	-	-	-	-	-	167	333	-	-
HEBs	-	-	-	-	-	-	-	-	-	-	-	-	100
Cash/voucher (USD/person/day)	-	-	-	-	-	or 0.13	and 0.13	and 0.26	-	-	-	-	-
TOTAL	550	277	92	333	550	158	158	158	46	167	333	53	100
Total kcal/day	2 017	1 007	500	1 335	2 017	591	591	591	247	670	1 335	-	450
% kcal from protein	13	13	-	-	13	13	13	13	-	-	-	-	-
% kcal from fat	13	13	-	-	13	19	19	19	-	-	-	-	-
Number of feeding days per year or per month (as applicable)	30 d/m (4 m for new beneficiaries)	30 d/m	30 d/m 12 m/year	30 d/m 12 m/year	anticipated 2 months relief package	30 d/m 6 m/year	30 d/m 6 m/year (10 participation d/m)	30 d/m 6 m/year (15 participation d/m)	30 d/m 12 m/yr between 6 and 24 m of age	30 d/m 12 m/yr between 6 and 24 m of age	30 d/m 6 m/year	ration is in kg per child 3 times during a school year	22 d/m 8 m/year

d = day, m = month



TABLE 3: TOTAL FOOD/CASH AND VOUCHER REQUIREMENTS BY ACTIVITY (mt)

	Relief					Recovery							Total	
	Displacement		Treatment of malnutrition		Periodic and ad hoc emergency support	Food security and Livelihoods		Prevention of malnutrition			Education			
	IDPs	Returnees	Children under 5	PLW		Safety nets		Livelihoods	Children under 2 – clinic-based		Children under 2 and PLW – community-based	Take-home rations		School meals/snacks
						Protective	Productive		2014	2015-16				
Wheat grain	-	-	-	-	-	57 077	34 986	12 852	-	-	-	58 950	-	163 865
Wheat flour	43 543	27 017	-	-	4 800	-	-	-	-	-	-	-	-	75 360
Pulses	4 354	2 702	-	-	480	11 420	7 000	2 571	-	-	-	-	-	28 527
Oil	1 959	1 216	-	-	216	5 139	3 150	1 157	-	-	-	3 183	-	16 020
Salt	435	540	-	-	48	2 284	1 400	514	-	-	-	-	-	5 222
Plumpy'Sup	-	-	4 280	-	-	-	-	-	-	-	-	-	-	4 280
Plumpy'Doz	-	-	-	-	-	-	-	-	1 333	-	-	-	-	1 333
SuperCereal	-	-	-	15 928	-	-	-	-	-	-	-	-	-	15 928
SuperCereal – Plus	-	-	-	-	-	-	-	-	-	14 351	21 502	-	-	35 853
HEBs	-	-	-	-	-	-	-	-	-	-	-	-	20 346	20 346
TOTAL (mt)	50 292	31 475	4 280	15 928	5 544	75 920	46 536	17 095	1 333	14 351	21 502	62 133	20 346	366 734
Cash/voucher (USD)	-	-	-	-	-	18 857 143	23 100 000	28 285 714	-	-	-	-	-	USD 70 242 857

IMPLEMENTATION ARRANGEMENTS

Participation

76. Safety-net and resilience interventions will be managed by non-governmental organizations (NGOs) through community representatives. It is anticipated that 40 percent of households supported under the protective safety net will be headed by women; asset-creation activities under the productive safety net and livelihood activities will have provisions to ensure that women and men participate. Culturally sensitive efforts will be made for women to receive food rations on behalf of households and participate in food-management committees.

Partners and Capacities

77. Partnerships are at the core of PRRO 200636; they will be based on Memoranda of Understanding, field-level agreements or food-transfer agreements. Partners distributing food and cash must adhere to WFP's implementation schedule, reporting guidelines and performance indicators. The operating environment remains complex, but initiatives are emerging to promote joint work for enhanced efficiency and effectiveness. WFP will participate in an NGO capacity-development project with UNDP and other partners.

78. Partnerships with national institutions such as SWF, SFD and ExecU will build on existing systems to enhance coverage and optimize the productive and protective safety net strategies and humanitarian assistance.

⇒ *IDPs and returnees*

79. Partners in the IDP and returnee activities are the ExecU, UNHCR and NGOs. In partnership with UNHCR, WFP will implement a capacity-development programme in the ExecU that will include training in warehouse management, food distribution and data analysis. Joint verification and household food-security surveys will continue to inform the programme.

Periodic and Ad Hoc Relief Assistance

80. WFP will work through the clusters and its existing cooperating partners to undertake ad hoc distributions.

Safety Nets and Livelihoods

81. Capacity has been limited, but the importance given to resilience-building has led to an expanding network of actors and increased resources. Activities will be coordinated and delivered through ministries and the SWF and SFD. Donors, the World Bank, FAO, IFAD and UNICEF will offer complementary inputs to maximize collective impact; community organizations, financial institutions and NGOs will implement activities on the ground.

82. Given the increasing complexity of activities, enhanced quality standards and greater partner engagement, PRRO 200636 is expected to require more staff, material inputs, field activities and monitoring than its predecessor.

Treatment and Prevention of Malnutrition

83. WFP will continue nutrition programme support in partnership with the Ministry of Public Health and Population, UNICEF, WHO and NGOs, and will explore opportunities to enhance maternal health with UNFPA and the World Bank. WFP works with its partners to enhance health and nutrition services: these include the integrated nutrition initiative and conditional cash transfers explored by the World Bank, vouchers for maternal and neonatal health services supported by the World Bank and *Kreditanstalt für Wiederaufbau*, and the health services improvement project managed by *Deutsche Gesellschaft für Internationale Zusammenarbeit* (GIZ).
84. WFP and UNICEF support coordination and technical capacity for the SUN platform. WFP is a partner in consultations supported by the European Union on national micronutrient strategies; its partnership with GAIN will lead to local production of nutritionally enhanced products.
85. WFP's partnership with UNICEF brings together activities focusing on nutrition, water, sanitation and hygiene, health, education and food security.
86. Continued partnerships with NGOs such as Vision Hope International, the International Medical Corps, *Première Urgence — Aide Médicale Internationale*, Save the Children and *Action contre la Faim* offer opportunities to explore mobile and outreach approaches to complement facility-based approaches.

Education

87. The school meals programme will be guided by the ministries of health and education, but it will be implemented by the school feeding department of the Ministry of Education, which also manages THRs. The Ministry of Education, WFP and private-sector food producers will manage supplies; complementary activities such as deworming, hygiene and sanitation, and education quality will be sought with UNICEF, WHO, the World Bank and GIZ. Support from GAIN will help to develop local production and enhance public and market-based distribution mechanisms. The programme will be coordinated with incentives such as cash transfers supported by the World Bank. WFP will work with ILO to prevent child labour.

Supply Chain

88. During 2012 and 2013, 62 percent of contributions were in cash – 15 percent were used for international procurement and 85 percent for local procurement – and 38 percent were in kind. Large importers will continue to compete for wheat, fortified wheat flour, salt and blended food. WFP has the option to mill in-kind contributions of wheat to prescribed specifications. The requirements of the school meals programme may expand the range of foods purchased locally. WFP and the Ministry of Agriculture will explore opportunities to engage with farmers' groups in surplus areas.
89. To date, 85 percent of internationally procured food and in-kind contributions arrives at the port of Hodeidah; the remainder arrives at Aden. WFP has two hubs in these locations where major food suppliers can be found: this makes it possible to coordinate the delivery of international shipments with local purchases. An area of the Hodeidah port will be dedicated to WFP, with temperature-controlled storage for short shelf-life products to guarantee food quality. WFP is preparing a Letter of Understanding with the Yemen Standardization, Metrology and Quality Control Organization to reduce clearance times and mitigate the risk of loss or damage.

90. WFP has warehouse capacity for 50,000 mt of food. From the delivery points in Hodeidah and Aden the food is transported to extended delivery points in Sana'a or Haradh, or to final delivery points. Additional storage is provided by cooperating partners, who also handle transport to final delivery points. The Commodity Movement Processing and Analysis System tracks food and is used to generate logistics reports.

Transfer Modalities

91. Most of the activities of PRRO 200636 will be implemented through household food distributions, nutrition supplementation, on-site meals and THRs once beneficiaries have been identified, verified and issued with entitlement cards. Food will be distributed through schools, community centres and health facilities.
92. WFP will provide two types of cash transfer: i) payment to the value of the food transfer in selected areas covered by the protective safety net; and ii) payments to families engaged in productive safety net or livelihood activities, in addition to food or cash provided to cover basic needs. The payments will be equivalent to 60 percent of the national wage for labour. Cash transfers will only be provided in areas with adequate markets and stable food prices, which will be monitored.
93. A 2012 appraisal identified areas for the initial introduction of cash transfers; a 2013 assessment confirmed a favourable comparison between international and local retail prices. Both confirmed the existence of credible financial institutions, some of which make extensive cash transfers for social-welfare, humanitarian and development programmes. In the absence of electronic systems, transfers will largely be made in cash through banks, the post office or mobile payment facilities. The institutions will be selected on the basis of assessment processes.
94. An IFPRI impact study²⁶ indicated that concerns over adverse spending, for example on *qat* (leaves of *Catha edulis* chewed as a stimulant), are unsupported and found a marginally improved food security among cash beneficiaries.
95. Beneficiaries will receive a card to collect their cash entitlement. Food-entitlement vouchers are yet to be explored, but if they are introduced households will receive them from one of WFP's cooperating partners and collect the food from retailers.
96. Capacity to implement this complex programme will be enhanced by the opening of a new sub-office in Taiz, the upgrading of field offices and the assignment of additional professional staff to Sana'a.

Non-Food Inputs

97. WFP will provide construction and training materials for the safety-net and livelihood activities. For these and IDP activities, WFP will ensure that enhanced beneficiary identification tools are used and that national staff are trained to manage the storage, delivery and distribution of food and services.
98. WFP will provide anthropometric equipment, patient cards and registration books and will introduce electronic devices as appropriate, following a review of innovative technologies. Technical expertise will be provided to guide policy development and improve decentralized planning and implementation.

²⁶ IFPRI. 2013. Impact Evaluation of Food and Cash Interventions in Yemen. Unpublished.

PERFORMANCE MONITORING

99. WFP will monitor activities through routine visits, spot-checks and six-monthly post-distribution monitoring to measure outcome and process indicators, and will contribute to surveys to measure long-term impacts on food security. An overall monitoring and evaluation strategy will be finalized in early 2014.
100. In areas inaccessible because of insecurity, WFP will deploy third-party monitors and enumerators. WFP sub-office staff will be trained to support oversight. Technological innovations will enable remote programme management such as mobile data collection to enhance the timeliness of reporting on outcomes and outputs. The reporting and monitoring mechanisms of the nutrition rehabilitation programmes supported by WFP and UNICEF will be integrated. Beneficiary feedback will be gathered during distribution and post-distribution monitoring; other feedback mechanisms are being explored.
101. Output data will be reviewed monthly; process and outcome results will be reported twice a year in reviews by WFP and its partners. It is anticipated that PRRO 200636 will undergo an external evaluation in its second year.

RISK MANAGEMENT

Hazard/Risk Assessment and Preparedness Planning

102. Contextual, programmatic and institutional risks identified in the risk register include instability and insecurity, fluctuations in food and fuel prices, limited capacity of partners, lack of access and insufficient or conditional funding.
103. WFP's mitigation measures will be adjusted as the situation evolves: they include enhancing the capacities of national staff, pre-positioning food and prioritizing local purchases. Outsourced monitors will collect data and carry out food security assessments in insecure and inaccessible areas. WFP has expanded its partnerships with local NGOs that can reach vulnerable populations and that face fewer security risks. Sound communications have been established with government institutions, and collaboration with local NGOs has been increased to ensure programme continuity.
104. The country office continues to enhance partnerships with established donors, and is seeking new donors.
105. WFP has incorporated possible new displacements and other crises in the estimates for PRRO 200636; the risks will be reviewed regularly. The emergency preparedness and response package was updated in 2013. Minimum preparedness and emergency readiness for armed conflict have been updated. Concepts of operations have been drafted for rapid conversion to immediate response emergency operations.

Security Risk Management

106. The security situation remains fragile and unpredictable. Significant security challenges threaten the Government in the north and south; militants are operating in large areas of the country. Tensions between the transition Government, political parties and groups loyal to the former president are high. Protests, crime, assassination attempts, explosions and the kidnapping of foreigners are common.

107. Most of Yemen's 21 governorates are under United Nations security level 4 or 5, but WFP continues to operate in most areas by adopting risk-mitigation measures such as security escorts.
108. The United Nations security management team follows United Nations Department of Safety and Security recommendations on staff security. International field-security officers are based in Sana'a and Aden; WFP employs nine national security staff and complies with minimum operating security standards and minimum security telecommunications standards.

ANNEX I-A

PROJECT COST BREAKDOWN			
	Quantity (mt)	Value (USD)	Value (USD)
Food			
Cereals	239 225	89 288 043	
Pulses	28 527	22 080 184	
Oil and fats	16 021	17 339 929	
Mixed and blended food	77 740	98 480 628	
Others	5 222	731 086	
Total food	366 734	227 919 870	
External transport		19 170 162	
Landside transport, storage and handling		52 801 312	
Other direct operational costs: food		30 830 322	
Food and related costs¹		330 721 666	330 721 666
Cash and vouchers		70 242 857	
Related costs		4 214 571	
Cash and vouchers and related costs		74 457 429	74 457 429
Capacity development and augmentation		5 577 000	5 577 000
Direct operational costs			410 756 095
Direct support costs (see Annex I-B) ²			48 464 517
Total direct project costs			459 220 611
Indirect support costs (7.0 percent) ³			32 145 443
TOTAL WFP COSTS⁴			491 366 054

¹ This is a notional food basket for budgeting and approval. The contents may vary.

² Indicative figure for information purposes. The direct support cost allotment is reviewed annually.

³ The indirect support cost rate may be amended by the Board during the project.

⁴ Totals are rounded to the nearest decimal point.

ANNEX I-B

DIRECT SUPPORT REQUIREMENTS (USD)	
WFP staff and staff-related costs	
Professional staff	20 129 466
General service staff	8 980 679
Danger pay and local allowances	6 247 032
Subtotal	35 357 177
Recurring and other	3 550 837
Equipment	2 447 242
Security	1 508 910
Travel and transportation	4 820 351
Assessments, evaluations and monitoring¹	780 000
TOTAL DIRECT SUPPORT COSTS	48 464 517

¹ Reflects estimated costs when these activities are carried out by third parties; if they are carried out by country office staff the costs are included in “Staff and staff-related” and “Travel and transportation”.

ANNEX II: LOGICAL FRAMEWORK		
Results	Performance indicators	Assumptions
<p>Strategic Objective 1: Save lives and protect livelihoods in emergencies</p> <p>Goal: 1 – Meet urgent food and nutrition needs of vulnerable people and communities and reduce undernutrition to below emergency levels; 2 – Protect lives and livelihoods while enabling safe access to food and nutrition for women and men</p> <p>Components: General food distribution for IDPs and returnees, targeted supplementary feeding programme to address moderate acute malnutrition among children aged 6–59 months and pregnant and lactating women, and relief for households affected by emergencies</p>		
<p>Outcome 1.1</p> <p>Stabilized or reduced undernutrition among children aged 6–59 months and PLW</p> <p>Linked output: A</p> <p>[See Outputs table below]</p>	<ul style="list-style-type: none"> ➤ Moderate acute malnutrition treatment performance: recovery, mortality, default and non-response rates <p>Targets:</p> <p>mortality <3%</p> <p>recovery rate >75%</p> <p>non-response rate <15%</p> <p>default rate <15%</p> <ul style="list-style-type: none"> ➤ Proportion of eligible population who participate in programme (coverage) <p>Targets: >50% (rural); >70% (urban)</p> <p>Linked output indicators: A.1, A.2 and A.6</p> <p>[See Outputs table below]</p>	<p>Resources are available on time.</p> <p>Beneficiaries continue to accept food basket.</p> <p>Mothers travel to health facilities to attend routine nutrition assessment, education and counselling, and collect supplementary rations for their children.</p> <p>UNICEF implements interventions for severe acute malnutrition as planned.</p> <p>Government counterparts scale up nutrition interventions as planned.</p>
<p>Outcome 1.2</p> <p>Stabilized or improved food consumption over assistance period for targeted households¹</p> <p>Linked output: A</p>	<ul style="list-style-type: none"> ➤ Food consumption score disaggregated by the sex of household head <p>Target: Reduced prevalence of poor food consumption of targeted households/individuals by 50%</p> <ul style="list-style-type: none"> ➤ Diet diversity score, disaggregated by sex of household head <p>Target: Increased diet diversity score of targeted households</p> <p>Linked output indicators: A.1 and A.2</p>	<p>Resources are available on time.</p> <p>Beneficiaries continue to accept food basket.</p> <p>IDP camps and districts with numerous IDPs are secure enough to enable timely access.</p> <p>Beneficiaries use cash saved from food assistance to buy supplementary foods.</p> <p>Local food prices do not increase excessively.</p>

¹ No traditional baseline: post-distribution monitoring data from the previous year will be used as a reference; IDPs will have received assistance before the monitoring visit.



ANNEX II: LOGICAL FRAMEWORK		
Results	Performance indicators	Assumptions
<p>Strategic Objective 2: Support or restore food security and nutrition and establish or rebuild livelihoods in fragile settings and following emergencies</p> <p>Goals: 1 – Support or restore food security and nutrition of people and communities and contribute to stability, resilience; and self-reliance; 2 – Assist governments and communities to establish or rebuild livelihoods, connect to markets and manage food systems</p> <p>Components: Food or cash assistance via productive and protective safety nets; blanket supplementary feeding for children aged 6–23 months and PLW to prevent acute and chronic malnutrition; micronutrient fortified meals and THRs for school-age children; and support for national capacity development in situation and response analysis, food and nutrition security policy development and programme implementation</p>		
<p>Outcome 2.1</p> <p>Adequate food consumption reached or maintained over assistance period for targeted households</p> <p>Linked output: A</p>	<ul style="list-style-type: none"> ➤ Food consumption score disaggregated by the sex of household head <p>Target: Reduced prevalence of poor and borderline food consumption of targeted households by xx%²</p> <ul style="list-style-type: none"> ➤ Diet diversity score, disaggregated by sex of household head <p>Target: Increased diet diversity score of targeted households</p> <p>Linked output indicators: A.1, A.2, A.3 and A.4</p>	<p>Resources are available on time.</p> <p>Beneficiaries continue to accept food basket.</p> <p>Beneficiaries use cash saved from food assistance to buy supplementary foods.</p> <p>Access to communities is not limited by insecurity or conflict.</p> <p>Food prices do not increase excessively.</p> <p>Projects enjoy cultural acceptance.</p> <p>Adequate resources and implementation capacity are available.</p>
<p>Outcome 2.2</p> <p>Improved access to assets and/or basic services, including community and market infrastructure</p> <p>Linked output: A</p>	<ul style="list-style-type: none"> ➤ Community asset score <p>Target: 80% of targeted communities have community assets over baseline</p> <ul style="list-style-type: none"> ➤ Retention rate for boys and girls <p>Target: 70% retention of enrolled boys and girls</p> <ul style="list-style-type: none"> ➤ Enrolment rate of girls and boys <p>Target: Annual increase of 6%</p> <p>Linked output indicators: A.1, A.2 and A.6</p>	<p>Resources are available on time.</p> <p>Beneficiaries continue to accept food basket.</p> <p>Children are able to access schools.</p> <p>Complementary support is provided in health, education and sanitation.</p> <p>Government counterparts scale up education improvements as planned.</p>

² Targets will be agreed in mid-2014 on the basis of most updated post-distribution monitoring results (pre-PRRO) and secondary data review.



ANNEX II: LOGICAL FRAMEWORK

Results	Performance indicators	Assumptions
<p>Outcome 2.3 Stabilized or reduced undernutrition, including micronutrient deficiencies among children aged 6–23 months, pregnant and lactating women, and school-age children Linked output: A</p>	<ul style="list-style-type: none"> ➤ Proportion of target population participating in an adequate number of distributions Target: >66% ➤ Proportion of eligible population who participate in nutrition programme Targets: >50% (rural) >70% (urban) ➤ Proportion of children consuming a minimum acceptable diet Target: >70% ➤ Average number of schooldays per month on which multi-fortified foods or at least four food groups were provided Target: 16 days – 80% of school feeding days per month <p>Linked output indicators: A.1, A.2 and A.6</p>	<p>Resources are available on time. Beneficiaries continue to accept food basket. Mothers travel to health facilities to attend routine nutrition assessment, education and counselling, and collect supplementary rations for their children. UNICEF implements interventions for severe acute malnutrition as planned. Government counterparts scale up nutrition interventions as planned.</p>
<p>Outcome 2.4 Capacity developed to address national food-insecurity needs Linked output: F</p>	<ul style="list-style-type: none"> ➤ National capacity index Target: Increase of index compared with initial assessment <p>Linked output indicators: F.1 and F.2</p>	<p>National and governorate-level partnerships and action plans are developed with counterparts. There is sufficient stability to allow for a long-term perspective and capacity enhancement.</p>



ANNEX II: LOGICAL FRAMEWORK		
Results	Performance indicators	Assumptions
<p>Strategic Objective 3: Reduce risk and enable people, communities and countries to meet their own food and nutrition needs</p> <p>Goal: 1 – Support people, communities and countries to strengthen resilience to shocks, reduce disaster risks and adapt to climate change through food and nutrition assistance</p> <p>Components: Food or cash for livelihood assets</p>		
<p>Outcome 3.1</p> <p>Improved access to livelihood assets has contributed to enhanced resilience and reduced risks from disaster and shocks faced by targeted food-insecure communities and households</p> <p>Linked output: A</p>	<ul style="list-style-type: none"> ➤ Community asset score <p>Target: 80% of targeted communities with community assets over baseline</p> <ul style="list-style-type: none"> ➤ Food consumption score disaggregated by the sex of household head <p>Target: Prevalence of poor and borderline food consumption of targeted households reduced by xx%³</p> <ul style="list-style-type: none"> ➤ Diet diversity score, disaggregated by sex of household head <p>Target: Increased diet diversity score of targeted households</p> <ul style="list-style-type: none"> ➤ Coping strategy index disaggregated by the sex of household head <p>Target: Coping strategy index of 100% of targeted households is reduced or stabilized</p> <p>Linked output indicators: A.1, A.2, A.3 and A.4</p>	<p>Resources are available on time.</p> <p>Beneficiaries continue to accept food basket.</p> <p>Beneficiaries use cash saved from food assistance to buy supplementary foods.</p> <p>Access to deprived communities is not limited by insecurity or conflict.</p> <p>Food prices do not increase excessively.</p> <p>Projects enjoy cultural acceptance.</p> <p>Adequate resources and implementation capacity are available.</p>



³ A baseline will be established for this particular group by mid-2014 to establish the targets.

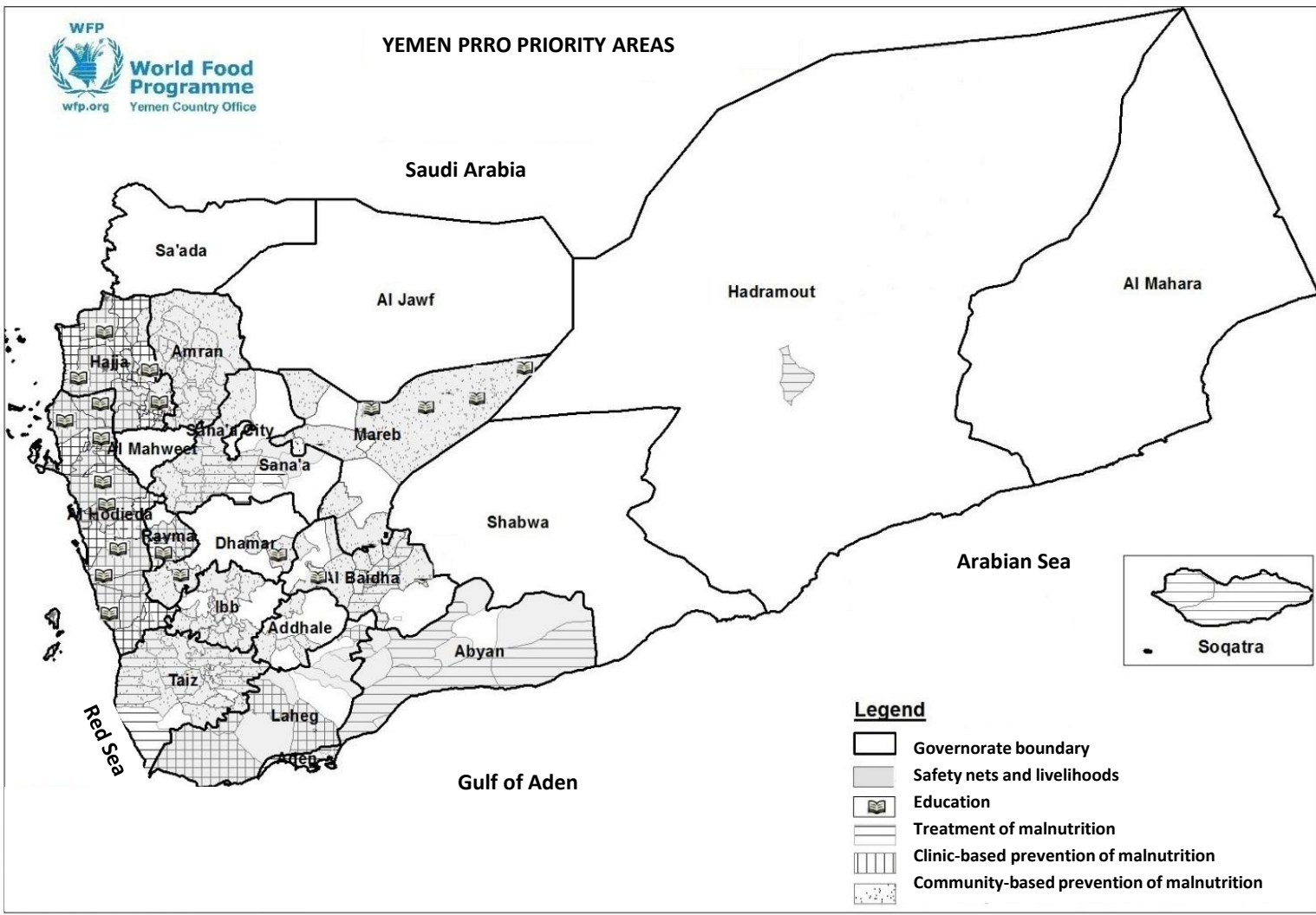
ANNEX II: LOGICAL FRAMEWORK		
Results	Performance indicators	Assumptions
Outputs		
Output A: Food, nutritional products, non-food items, cash transfers and vouchers distributed in sufficient quantity and quality and in a timely manner to targeted beneficiaries	<p>A.1 Number of women, men, boys and girls receiving food assistance, disaggregated by activity, beneficiary category, sex, food, non-food items, cash transfers and vouchers, as % of planned.</p> <p>A.2 Quantity of food assistance distributed, disaggregated by type, as % of planned.</p> <p>A.3 Quantity of non-food items distributed, disaggregated by type, as % of planned</p> <p>A.4 Total amount of cash transferred to targeted beneficiaries, disaggregated by sex and beneficiary category, as % of planned</p> <p>A.6 Number of institutional sites assisted (e.g. schools, health centres), as % of planned</p>	<p>Access to distribution points is secured.</p> <p>Appropriate partners are selected.</p> <p>No pipeline breaks occur.</p> <p>Partners' commitments are honoured.</p> <p>WFP and partners respect agreements.</p> <p>WFP's partners have adequate human resources capacity for planning, monitoring and accountability.</p>
Output F: National systems for monitoring trends in food security and nutrition strengthened	<p>F.1 Number of government counterparts trained in collection and analysis of food and nutrition security data</p> <p>F.2 Number of food security and nutrition monitoring/ surveillance reports produced with WFP support</p>	
Cross-cutting results and indicators		
Gender: Gender equality and empowerment improved	<ul style="list-style-type: none"> ➤ Proportion of assisted women, men or both women and men who make decisions over the use of cash, vouchers or food within the household Target: TBD ➤ Proportion of women beneficiaries in leadership positions of project management committees Target: >30% ➤ Proportion of women project management committee members trained on modalities of food, cash, or voucher distribution Target: >60% 	<p>Project management committees are established for participatory activities; unconditional activities may continue to operate without committees, based on national programme management systems.</p> <p>Traditional gender dynamics can be overcome to allow women to carry out "public" functions alongside men.</p>



ANNEX II: LOGICAL FRAMEWORK		
Results	Performance indicators	Assumptions
<p>Protection and accountability to affected populations: WFP assistance delivered and utilized in safe, accountable and dignified conditions</p>	<ul style="list-style-type: none"> ➤ Proportion of assisted people who do not experience safety problems travelling to/from and at WFP programme sites Target: 90% ➤ Proportion of assisted people informed about the programme (who is included, what people will receive, where people can complain) Target: 80% 	
<p>Partnerships: Food-assistance interventions coordinated and partnerships developed and maintained</p>	<ul style="list-style-type: none"> ➤ Proportion of project activities implemented with the engagement of complementary partners Target: 100% ➤ Amount of complementary funds provided to the project by partners (including NGOs, civil society, private-sector organizations, international financial institutions) Target: TBD ➤ Number of partner organizations that provide complementary inputs and services Target: TBD 	<p>Partnerships are established as participatory programmes are rolled out, on the basis of complementarity in technical expertise and resources.</p>



ANNEX III



The designations employed and the presentation of material in this publication do not imply the expression of any opinion whatsoever on the part of the World Food Programme (WFP) concerning the legal status of any country, territory, city or area or of its frontiers or boundaries.



ACRONYMS USED IN THE DOCUMENT

ExecU	Executive Unit for IDPs
CFSS	comprehensive food security survey
FAO	Food and Agriculture Organization of the United Nations
FSMS	food security monitoring survey
GAIN	Global Alliance for Improved Nutrition
GDP	gross domestic product
GIZ	<i>Deutsche Gesellschaft für Internationale Zusammenarbeit</i>
IDP	internally displaced person
IFAD	International Fund for Agricultural Development
IFPRI	International Food Policy Research Institute
ILO	International Labour Organization
NGO	non-governmental organization
PLW	pregnant and lactating women
PRRO	protracted relief and recovery operation
SFD	Social Fund for Development
SUN	Scaling Up Nutrition
SWF	Social Welfare Fund
THR	take-home ration
UNDP	United Nations Development Programme
UNFPA	United Nations Population Fund
UNHCR	Office of the United Nations High Commissioner for Refugees
UNICEF	United Nations Children's Fund
WHO	World Health Organization