



**World Food Programme
Private Partnerships and Fundraising**

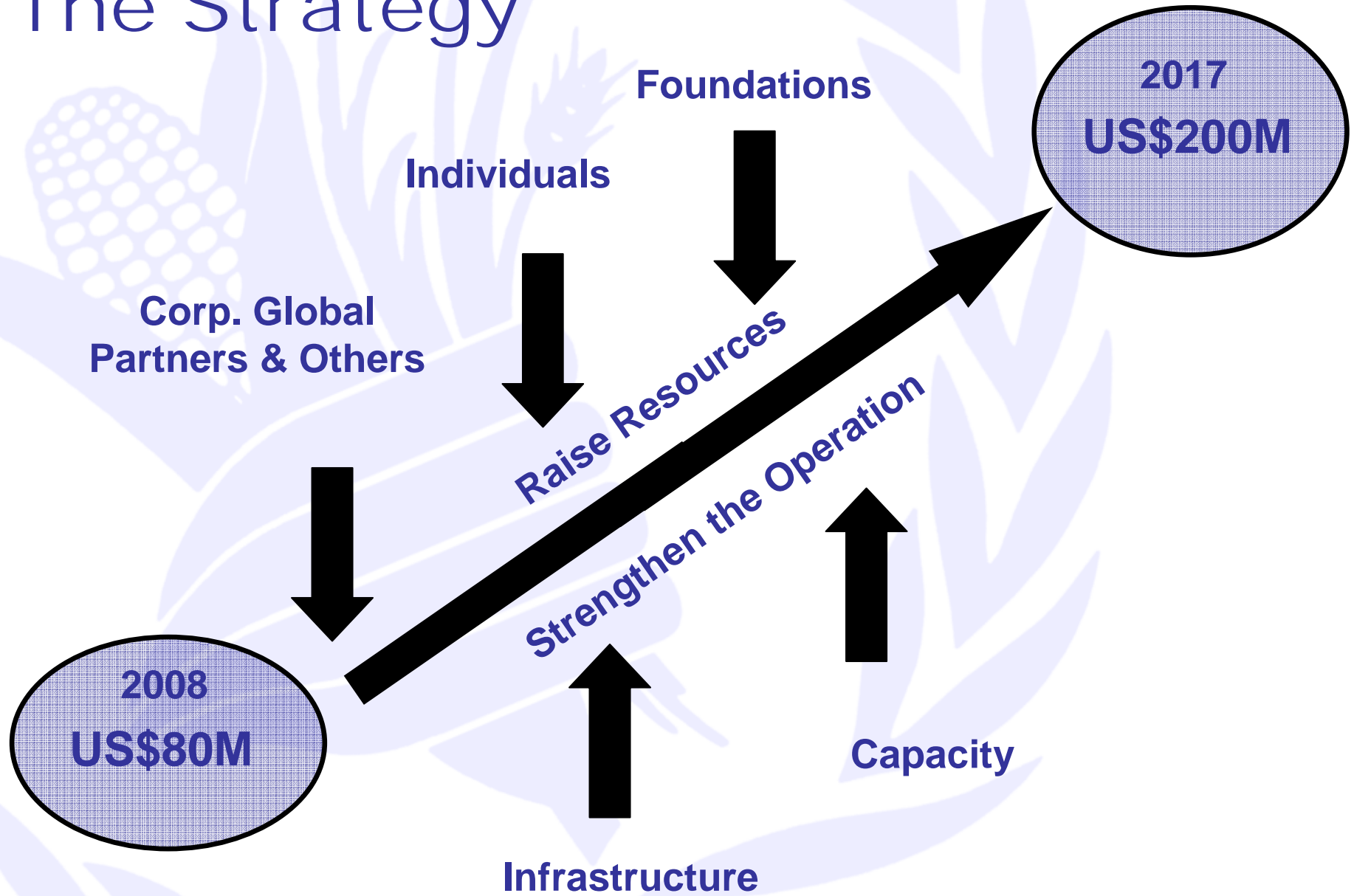
6 April 2009

The Vision

- Raise ~ US\$ 1 B net cash (2017)
- US\$ 200 M cash per year as of 2017
- Balanced portfolio
- Self-financed

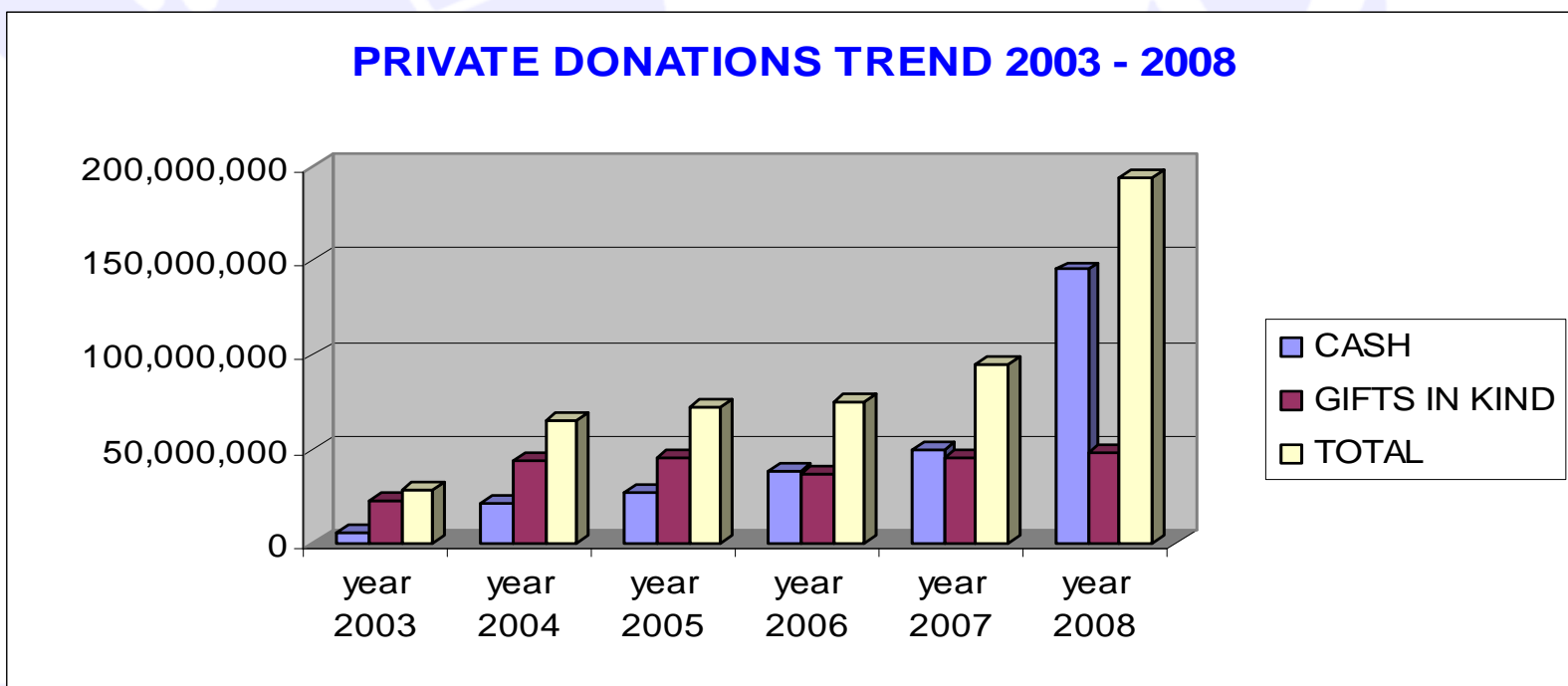


The Strategy



2003 -2008 Trend

WFP PRIVATE DONATIONS TREND 2003-2008								
	year 2003	year 2004	year 2005	year 2006	year 2007	% change	year 2008	% change
CASH	5.5	21.3	27.0	38.0	50.0	32%	145.5	191%
GIFTS IN KIND	23.1	43.6	45.5	37.4	45.2	21%	48.8	8%
TOTAL (mill US\$)	28.6	64.9	72.5	75.4	95.3	26%	194.3	104%

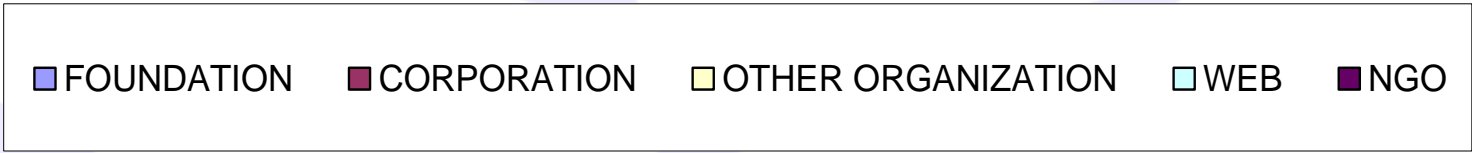
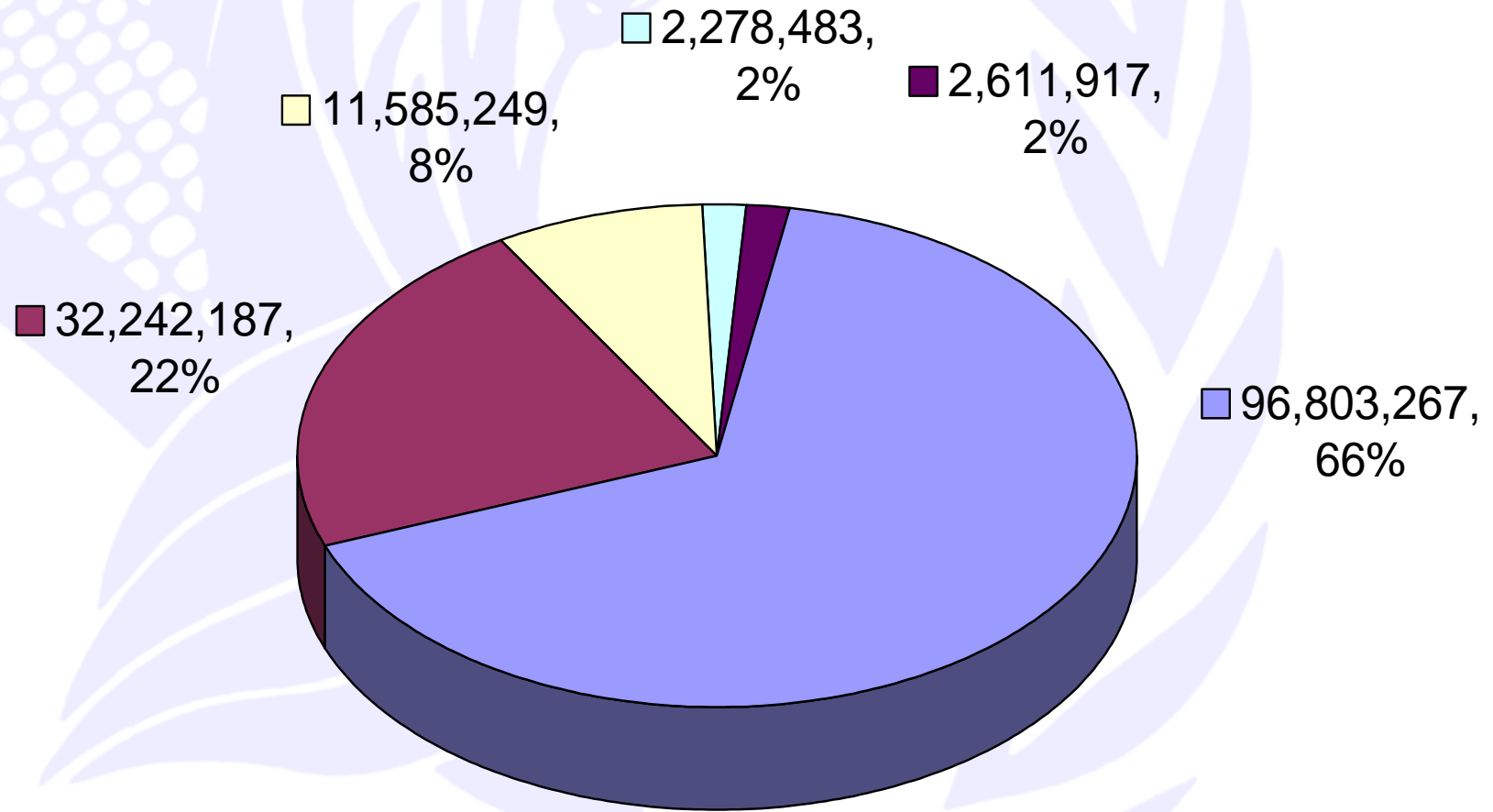


2008 Donation - Country of Origin

TOP TEN PRIVATE CONTRIBUTIONS BY COUNTRY OF ORIGIN

Originating Country	Cash	PGIK	Cash & PGIK	%	EGIK	Total in USD	%
USA	105,251,875	48,420	105,300,295	72%	-	105,300,296	54%
NETHERLANDS	10,691,657	1,949,548	12,641,205	9%	8,553,177	21,194,381	11%
JAPAN	3,971,069	26,184	3,997,253	3%	36,356,359	40,353,612	21%
UK	1,329,942	-	1,329,942	1%	-	1,329,942	1%
AUSTRALIA	290,952	924,207	1,215,159	1%	-	1,215,159	1%
CANADA	1,046,500	-	1,046,500	1%	-	1,046,500	1%
ITALY	959,029	-	959,029	1%	3,200,000	4,159,029	2%
EGYPT	832,463	-	832,463	1%	-	832,463	0%
SWITZERLAND	795,969	-	795,969	1%	-	795,969	0%
INDONESIA	665,243	-	665,243	0%	-	665,243	0%
OTHER	16,384,488	353,559	16,738,047	12%	684,739	17,422,786	9%
Grand Total	142,219,186	3,301,918	145,521,104		48,794,275	194,315,380	

2008 - Donor Type



WFP Global Partners



EMERGENCY/
LOGISTICS



Vodafone
Group
Foundation

the ELMA
PHILANTHROPIES



NUTRITION
HEALTH / EDUCATION

DSM



AWARENESS



PURCHASE 4
PROGRESS

BILL & MELINDA
GATES foundation

Howard G. Buffett Foundation