

برنامج  
الأغذية  
العالمي



Programme  
Alimentaire  
Mondial

World  
Food  
Programme

Programa  
Mundial  
de Alimentos

**Executive Board  
Annual Session**

**Rome, 6–10 June 2011**

# **DRAFT COUNTRY PROGRAMMES**

**Agenda item 8**

*For consideration*



Distribution: GENERAL  
**WFP/EB.A/2011/8/6**  
13 May 2011  
ORIGINAL: ENGLISH

## **DRAFT COUNTRY PROGRAMME SENEGAL 200249 (2012–2016)**



This document is printed in a limited number of copies. Executive Board documents are available on WFP's Website (<http://www.wfp.org/eb>).

## NOTE TO THE EXECUTIVE BOARD

**This document is submitted to the Executive Board for consideration**

The Secretariat invites members of the Board who may have questions of a technical nature with regard to this document to contact the WFP staff focal points indicated below, preferably well in advance of the Board's meeting.

Regional Director, ODD\*:                      Mr T. Yanga                      tel.: 066513-2792

Senior Regional Programme Adviser,   Ms P. Di Sirio                      <pasqualina.disirio@wfp.org>  
ODD:

Should you have any questions regarding matters of dispatch of documentation for the Executive Board, please contact Ms I. Carpitella, Administrative Assistant, Conference Servicing Unit (tel.: 066513-2645).

\* Regional Bureau Dakar (West Africa)

## EXECUTIVE SUMMARY

Country programme 200249 (2012–2016) was designed in line with the United Nations Development Assistance Framework (2012–2016) and the new Economic and Social Policy Document 2011–2015. The objectives of the UNDAF document are to: i) create opportunities for economic development in rural areas; ii) ensure access to basic social services; and iii) improve governance in order to support sustainable human development.

WFP will provide support by: i) rehabilitating environmental and productive infrastructure to improve household food security and assist vulnerable groups in rural areas in coping with climate shocks; ii) providing nutritional support to children under 5 and pregnant and lactating women, as part of a programme to address acute malnutrition and offer nutritional education; and iii) supporting the provision of school feeding for children aged 3 to 12. A component involving social safety nets in peri-urban areas will be incorporated at a later stage.

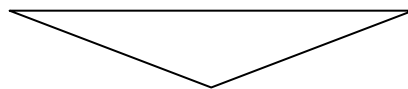
This country programme, which will reach 1.9 million beneficiaries, reflects the recommendations of the mid-term evaluations of the preceding country programme (104510) and of protracted relief and recovery operation 106120.

The country programme will contribute to WFP's Strategic Objectives 2, 3, 4 and 5,<sup>1</sup> and Millennium Development Goals 1, 2, 3, 4, 5, 7 and 8.<sup>2</sup> It is designed to lay the groundwork for gradual hand-over to the Government by strengthening national capacity at the central and local levels.

<sup>1</sup> Strategic Objective 2 – Prevent acute hunger and invest in disaster preparedness and mitigation measures; 3 – Restore and rebuild lives and livelihoods in post-conflict, post-disaster or transition situations; 4 – Reduce chronic hunger and malnutrition; 5 – Strengthen the capacity of countries to combat hunger through hand-over strategies and local purchase.

<sup>2</sup> MDG 1 – Eradicate extreme poverty and hunger; 2 – Achieve universal primary education; 3 – Promote gender equality and empower women; 4 – Reduce child mortality; 5 – Improve maternal health; 7 – Ensure environmental sustainability; and 8 – Develop a global partnership for development.

## DRAFT DECISION\*



The Board takes note of draft country programme Senegal 200249 (2012–2016) (WFP/EB.A/2011/8/6), for which the food requirement is 65,867 mt at a total cost to WFP of US\$73.7 million, and authorizes the Secretariat to formulate a country programme, taking into account the observations of the Board.

---

\* This is a draft decision. For the final decision adopted by the Board, please refer to the Decisions and Recommendations document issued at the end of the session.

## SITUATION ANALYSIS

### Social and Economic Context

1. Senegal has a population of 13 million people, of which 58 percent live in rural areas<sup>3</sup> and 54 percent are under the age of 20.<sup>4</sup> The country ranked 144<sup>th</sup> among 169 countries in the 2010 human development index.<sup>5</sup> The incidence of poverty remained virtually unchanged between 2005 (50.8 percent)<sup>6</sup> and 2009 (50.7 percent)<sup>7</sup> and remains high in rural areas (63 percent in 2009), especially in the regions of Tambacounda, Ziguinchor, Fatick, Louga and Kolda. Social inequality has increased.<sup>4</sup> At the present rate of progress, the objective of bringing the national poverty rate to 38.4 percent by 2015 to meet Millennium Development Goal (MDG) 1 – Eradicate extreme poverty and hunger – will not be achieved.
2. Annual growth in gross domestic product fell from 5 percent between 1995 and 2005 to 3 percent between 2006 and 2010,<sup>4</sup> when the economy was vulnerable to shocks from economic and food crises. The commercial tertiary sector and informal sector<sup>4</sup> play an important role in Senegal's economy, but suffer from poor productivity. The economy depends heavily on international assistance and remittances from Senegalese living abroad. Official development assistance represented 9 percent of gross national income in 2006–2007 and 40 percent of the public investment budget.
3. Despite notable progress in access to education, with primary school enrolment at 92 percent in 2009, a parity rate of 1.02 and progress in the primary completion rate (60 percent in 2009), Senegal is not on target to meet its goal of 90 percent primary school completion by 2015. The average preschool enrolment rate was 9 percent in 2008; in Diourbel and Kaolack, preschool enrolment was below 4 percent. Limiting factors include grade repetition and drop-out, precarious learning conditions, poor meals coverage in rural and peri-urban schools, and nutritionally inadequate rations.<sup>8</sup>
4. Social conditions and security in Casamance remain unstable because of recurrent armed conflict and delays in de-mining. This has led to displacement and slowed down the resettlement of affected groups.

---

<sup>3</sup> This includes 51 percent of women and 49 percent of men according to *Agence Nationale de la Statistique et de la Démographie* (ANSD; National Agency for Statistics and Demography) 2009 population projection.

<sup>4</sup> Ministry of Economy and Finance. 2010. Economic and Social Policy Document (ESPD) (2011–2015). Dakar; ANSD. 2010. Economic and Social Situation of Senegal in 2009. Dakar.

<sup>5</sup> United Nations Development Programme (UNDP). 2010. *The Real Wealth of Nations: Pathways to Human Development*. New York.

<sup>6</sup> ANSD. 2007. Poverty Monitoring Survey 2005–2006. Dakar.

<sup>7</sup> International Monetary Fund. 2010. Senegal: Poverty Reduction Strategy Paper Annual Progress Report. Available at: <http://www.imf.org/external/pubs/ft/scr/2010/cr10368.pdf>

<sup>8</sup> ESPD 2011–2015.

## Food and Nutrition Situation

5. Most rural households engage in agriculture, livestock raising and fishing,<sup>9</sup> but agricultural production covers only half of the food demand.<sup>8</sup> Obstacles to improving agriculture include erratic weather, deficiencies in water management, poor use of inputs, inadequate access to markets, the low value of agricultural products and soil degradation. Senegal has a mechanism for managing food security stocks and an early warning system, but these systems' capacities and modes of implementation need to be enhanced.<sup>10</sup>
6. Senegal's markets are functional and well integrated, except in the south and southeast, where insecurity and remoteness pose problems. Grain prices are subject to major seasonal fluctuations, with peaks in the July–September lean season. In 2010, food prices<sup>11</sup> were higher than the five-year average preceding the 2008 crisis, with the price of rice rising by 19 percent between December 2009 and December 2010.<sup>12</sup>
7. The 2010 comprehensive food security and vulnerability analysis (CFSVA)<sup>13</sup> revealed that 15 percent of rural households and 9 percent of urban households<sup>14</sup> were food-insecure. The highest prevalence outside Casamance is in the regions of Kédougou, Kaolack, Tambacounda, Kaffrine, Thiès and Matam. Households whose livelihoods depend on forest resources, assistance and donations and farm profits, along with retired people, are most affected by price increases. The main causes of food insecurity include lack of access to social safety nets, illiteracy, remoteness and inadequate access to markets. In the regions of Kaolack and Kaffrine, food insecurity is associated with poor soil and limited use of agricultural inputs for peanut farming. In Matam and Tambacounda, causes include low agricultural production, dependence on remittances, weak markets and the remoteness of some areas.
8. Senegal is subject to regular droughts, floods and salinization in coastal areas. In the past 25 years, the country has experienced six years of extreme rainfall shortage: overall, rainfall has decreased by 35 percent, with a shorter rainy season and lower frequency of rain. This decrease of rainfall has resulted in soil salinization and decreased groundwater. Floods occur almost every rainy season, affecting more than 600,000 people between 1980 and 2008.<sup>15</sup>

<sup>9</sup>ANSD. 2010. Economic and Social Situation of Senegal in 2009. Dakar.

<sup>10</sup> The *Commissariat à la Sécurité Alimentaire* (CSA; Food Security Commission) is responsible for overseeing a food security fund and stocks.

<sup>11</sup> The analysis relates to nominal prices; an analysis of changes in real prices has not yet been carried out.

<sup>12</sup> CSA. 2010. Monthly Agropastoral Market Bulletin. December. Dakar.

<sup>13</sup> WFP. 2011. Global Analysis of Vulnerability, Food Security and Nutrition 2009/2010: Summary of Main Results. Dakar.

<sup>14</sup> In Guédiawaye, Tambacounda, Kédougou, Bignona and Oussouye.

<sup>15</sup> World Bank. 2010. Senegal Disaster Risk Management.

9. Global acute malnutrition (GAM) affects 10 percent of children under 5 in rural areas;<sup>16</sup> it is critical in the regions of Matam (23 percent) and Tambacounda (15 percent), and high in Kédougou (11 percent). It mainly affects households that depend on food crops, informal vending, livestock raising, remittances and assistance.<sup>17</sup>
10. The average prevalence of stunting in rural areas is 20 percent, and is higher in the department of Koumpentoum (34 percent) and the regions of Kédougou (32 percent) and Kaffrine (26 percent). The prevalence of chronic inadequate calorie intake among women of reproductive age is 23 percent.<sup>16</sup> Feeding practices for children 0–59 months are often poor.<sup>16</sup> The prevalence of anaemia is 83 percent among children 6–59 months; 71 percent among pregnant women; and 60 percent among lactating women.<sup>18</sup> Anaemia and deficiencies of folic acid, iodine, zinc and vitamin A contribute to high child morbidity and mortality.
11. Since 2003, the Government has implemented poverty-reduction measures,<sup>19</sup> and 2008 marked the implementation of an accelerated growth strategy. In November 2010, the Government adopted the Economic and Social Policy Document (ESPD) 2011–2015, which focuses on: i) creating economic opportunity and wealth; ii) ensuring access to basic social services, social inclusion and sustainable development; and iii) good governance.
12. This country programme (CP) is based on national strategies<sup>20</sup> and is aligned with the United Nations Development Assistance Framework (UNDAF), the ESPD, WFP's Strategic Plan (2008–2013) and the MDGs.

## PAST COOPERATION AND LESSONS LEARNED

13. The previous CP 104510 (2007–2011) had three components: i) prevention of malnutrition; ii) education; and iii) prevention of food crises. Since 2008, WFP has also implemented protracted relief and recovery operation (PRRO) 106120, which originally targeted Casamance before expanding to other regions following the food-price crisis. The PRRO is scheduled to end in December 2011 and will be followed by a new PRRO, which will address food insecurity and malnutrition in Casamance.
14. Mid-term evaluations for CP 104510 and PRRO 106120 found that activities: i) were relevant and responsive to the population's needs; ii) were aligned with national programmes, norms and standards; and that their implementation was integrated with national institutions. WFP's assistance had positive effects, including increased food security for beneficiaries and communities involved in work or training sessions. Collaboration with government services and targeting were good. Recommendations included enhancing linkages among the programme's components and with other United Nations agencies, and improving monitoring and evaluation (M&E). The evaluation

<sup>16</sup> WFP. 2010. Senegal comprehensive food security and vulnerability analysis (CFSVA) 2010. Dakar.

<sup>17</sup> Assistance may come from relatives, friends, religious leaders, development organizations or the Senegalese Government.

<sup>18</sup> Ministry of Health. 2005. Demographic and Health Survey IV. Dakar.

<sup>19</sup> Poverty Reduction Strategy Documents I (2003–2005) and II (2006–2010).

<sup>20</sup> These include the National Social Protection Strategy, National Gender Equity and Equality Strategy, Second National Good Governance Programme, Ten-Year Education and Training Programme, National Health Development Programme, National Agricultural Investment Programme, National Strategy for the Development of Rice Cultivation, Sectoral Policy for Environment and Natural Resources, and the National Adaptation Programme of Action on Climate Change.

of PRRO 106120 also recommended transferring some activities to the CP, particularly school feeding; creation of sustainable assets and technical training; support for village grain banks (VGBs); and food vouchers as social safety nets in urban areas.

15. These recommendations will be implemented in the new CP. To ensure sustainability, WFP will develop the skills of the government partners, NGOs and beneficiary communities, and will promote participation in the preparation of national strategies and programmes for food security and social protection.<sup>21</sup> In order to encourage ownership, the Rural Council,<sup>22</sup> which oversees local development, will be encouraged to devote some of its budget to school feeding and other WFP-supported activities.

## STRATEGIC FOCUS OF THE COUNTRY PROGRAMME

16. This CP will help to achieve WFP's Strategic Objectives 2, 3, 4 and 5. It will also contribute to MDGs 1, 2, 3, 4, 5, 7 and 8, and will conform to the objectives of the ESPD.

17. The objectives of the CP are to:

- ensure adequate household food security and reduce the impacts of disasters by providing productive safety nets (Strategic Objectives 2 and 5);
- improve the nutrition of targeted women, girls and boys through nutrition education activities and support for salt iodization and local fortification of flour (Strategic Objectives 4 and 5);
- reduce the prevalence of moderate acute malnutrition (MAM) among children under 5 and pregnant and lactating women (Strategic Objective 3); and
- promote access to education and develop human capital through school feeding while improving the capacities of the Government and national stakeholders to develop and manage the school feeding programme (Strategic Objectives 4 and 5).

18. The three components of the CP are:

Component 1: Improving household food security and the capacity of rural communities to cope with climate shocks

Component 2: Providing nutritional support for vulnerable people

Component 3: Supporting school feeding

19. The programme will target the regions of Kédougou, Kaolack, Tambacounda, Kaffrine, Thiès, Matam, Diourbel and Louga, where at least 15 percent of rural households are food-insecure, prevalence of GAM and stunting is highest, and primary school enrolment and completion rates are low. The region of Fatick will be included to lay groundwork for a lowland development project.

20. The WFP gender policy will be integrated in each component of the CP, taking into account the socio-economic setting.

<sup>21</sup> Component 4 (social safety nets in peri-urban areas) is being prepared and will be incorporated through a budget revision.

<sup>22</sup> An oversight entity for local groups that examines development projects and incorporates them into local development plans.



<b>TABLE 1: BENEFICIARIES BY COMPONENT</b>			
	<b>Men/boys</b>	<b>Women/girls</b>	<b>Total</b>
<b>Component 1 – Improving household food security and the capacity of rural communities to cope with climate shocks</b>			
Food for assets (FFA)	400 000	400 000	800 000
Food for training (FFT)	12 500	12 500	25 000
Lowland development	12 375	12 375	24 750
VGBs	108 000	108 000	216 000
<b>Component 2 – Providing nutritional support for vulnerable people</b>			
Nutrition education		83 484	83 484
Treatment of MAM – children aged 6–23 months	52 154	52 155	104 309
Treatment of MAM – children aged 24–59 months	68 258	68 259	136 517
Treatment of MAM – pregnant and lactating women	-	9 284	9 284
<b>Component 3 – Supporting school feeding</b>			
Primary schools	224 947	230 248	455 195
Preschool facilities	13 655	13 656	27 311
Caritas centres and <i>daaras</i> <sup>23</sup>	7 000	1 700	8 700
<b>TOTAL</b>	<b>898 889</b>	<b>991 661</b>	<b>1 890 550</b>

### **Component 1: Improving Household Food Security and the Capacity of Rural Communities to Cope with Climate Shocks**

21. The natural fragility of ecosystems in the Sudano-Sahelian region increases exposure to climate shocks. The main risks are soil depletion and salinization, with consequent loss of agricultural productivity. WFP's assistance has increased over the last ten years in response to increases in floods and bush fires, and the poor capacity of communities to recover.
22. WFP aims to give fragile communities the means to sustain production and increase access to food by rehabilitating productive infrastructure and natural resources in partnership with the Government, United Nations agencies, NGOs and communities. This will be achieved through several activities:
  - The VGBs will ensure that cereals are consistently available in order to deter speculation and reduce vulnerability. Households will be provided with 133 kg of maize in exchange for 100 kg of their grain harvest, which will be stored in the VGB for sale when prices are higher. These stocks will be sold at a reasonable price to ensure that people can afford to buy them while ensuring that farmers do not sell at a loss. The funds raised will be used to renew the stock and raise capital. In addition to supplying an initial cereal stock, WFP will provide pallets, scales and materials for

<sup>23</sup> *Daaras* are traditional Koranic schools.

- constructing warehouses along with technical support to improve warehouse management.
- The lowland development project will: build and repair dykes to prevent soil salinization; improve mangrove and wooded areas of community forests; and develop community capacity for land improvement, rice cultivation and market gardening. WFP will provide equipment and training on management and methods. The sub-regional “Great Green Wall” project will be supported in areas where it is implemented.
  - WFP and Oxfam America<sup>24</sup> will pilot food-for-assets (FFA) or food-for-training (FFT) activities for reducing disaster risk. Beneficiaries will be connected to VGBs in order to access credit, savings and work contracts. Distributions of family FFA rations will be carried out during the lean season based on the amount of work completed. Capacity development will include training in tree crops, market gardening, soil conservation and fertilization.
23. Areas where food insecurity exceeds 15 percent will be targeted<sup>25</sup> and beneficiaries will be selected by communities. Care will be taken to ensure fairness and include marginalized groups. Women’s participation will be facilitated by the construction of child-care facilities at project sites, for which WFP will provide low-cost materials.
24. The geographical concentration of activities and integration with other components will ensure enhancement of local capacities and assets, while avoiding duplication of efforts.<sup>26</sup> Partners will help prioritize activities. At the local level, WFP will carry out activities with the Regional Development Agency (RDA) and seek synergies with partners. Management committees will be established to ensure sustainability and allow gradual handing over of responsibilities to the Government.<sup>27</sup>
25. WFP will collaborate with other United Nations agencies in support of an early-warning system and national disaster risk-prevention platform. An evaluation will be conducted upon completion of activities, and a booklet illustrating lessons learned and best practices will be prepared to highlight accomplishments, particularly with regard to sustainability.

## Component 2: Providing Nutritional Support for Vulnerable People

26. Component 2 was designed to reduce chronic and acute malnutrition. It comprises i) treatment of acute malnutrition in children and pregnant and lactating women during the critical 1,000-day window of opportunity from the womb to 2 years of age, as well as in children under 5 years of age; ii) nutritional education; iii) support for salt iodization; and iv) support for local fortification of flour.

<sup>24</sup> As part of the WFP/Oxfam R4 Partnership: community risk reduction, productive risk taking, risk transfer and risk reserves.

<sup>25</sup> Some risk-prevention activities may be conducted in areas where food insecurity is below 15 percent, but these will indirectly benefit vulnerable communities, for example salination-prevention dykes.

<sup>26</sup> For example, WFP will purchase surplus grain from VGBs for schools, which may also have demonstration gardens. FFT may be implemented along with lowland development or FFA to rehabilitate infrastructure while providing fresh vegetables for school meals.

<sup>27</sup> Ministries of agriculture, environment, family and ecovillages, and RDA.

27. Treatment of MAM among children 6–59 months and pregnant and lactating women will be initiated in Matam, Tambacounda and Kédougou, where global acute malnutrition exceeds 11 percent. Geographic targeting will be periodically reviewed using updated nutrition data. Entry and exit criteria will follow the national protocol for the treatment of malnutrition.<sup>28</sup> The number of beneficiaries is expected to decline with improvements in nutrition resulting from WFP interventions.
28. Supplementary rations of corn-soya blend (CSB) and fortified CSB (CSB++) will be provided through nutritional recovery units.<sup>29</sup> WFP and NGO partners will train health workers and community facilitators with a view to facilitating hand-over to the Government.
29. WFP will provide education on infant and young-child feeding to help reduce stunting. Nutrition education will be implemented in the regions of Kédougou and Kaffrine, and in the department of Koumpentoum, where stunting exceeds 25 percent; activities will complement other components of the CP.<sup>30</sup> WFP will work with partners of the Government's Nutrition Enhancement Programme to provide growth monitoring, behaviour-change communication, campaigns to promote screening, Vitamin A and iron supplements, and deworming. During the lean season, WFP will provide beneficiaries with fortified vegetable oil to encourage participation in nutrition events.
30. WFP will support the local fortification of foods and salt iodization. Working with the Malnutrition Prevention and Coordination Unit in the Office of the Prime Minister and partners including the MicroNutrient Initiative and the United Nations Children's Fund (UNICEF), WFP will provide technical support and equipment to salt producers.<sup>31</sup> The impact of these activities will be assessed by measuring consumption of iodized salt. WFP will buy directly from producers, many of whom are women, to boost incomes.
31. In order to increase flour fortification using locally produced ingredients,<sup>32</sup> WFP will work with the Institute of Food Technology to provide producers with equipment and vitamin-mineral mix and training on cereal processing, nutrition and hygiene education.
32. All of these activities will be implemented in collaboration with the Ministry of Health. WFP will partner with NGOs to implement and monitor activities,<sup>33</sup> and will advocate with the Ministry of Health for enhanced coordination and uniform criteria for treating undernutrition.

---

<sup>28</sup> Children will be admitted on the basis of weight-for-height (z score below -3) and will exit once they remain at their target weight for two consecutive weightings. In areas where acute malnutrition among children 6–59 months is above 15 percent, at-risk children (z scores between -1 and -2) will be assisted for three months during the lean season. The entry criterion for pregnant and lactating women is a mid-upper arm circumference (MUAC) below 22.5 cm, while the exit criterion is MUAC above 22.5 cm.

<sup>29</sup> Rations will be provided to women once a month and to malnourished children weekly.

<sup>30</sup> For example, areas with poor nutrition will also be targeted under FFA and nutritional interventions will be implemented along with market garden demonstration projects.

<sup>31</sup> Activities will be defined more precisely in the country strategy currently being prepared.

<sup>32</sup> Production of millet, maize, groundnuts, cowpeas and baobab fruit has been rising steadily since 2008 (Ministry of Agriculture).

<sup>33</sup> Partners include Counterpart International and Helen Keller International.

### Component 3 – Supporting School Feeding

33. Component 3 aims to increase school enrolment and retention, especially for girls, enhance pupils' ability to learn and address micronutrient deficiencies.
34. Geographic targeting will be based on high food insecurity, acute malnutrition and poor school enrolment, attendance and completion. School feeding will cover the regions of Kédougou, Kaolack, Tambacounda, Kaffrine, Thiès, Matam, Diourbel, Louga and Fatick, and will support some specialized government programmes in Dakar Region.<sup>34</sup>
35. This component will target public primary schools and preschools<sup>35</sup> located in rural and peri-urban areas serving between 50 and 600 students. Targeted schools will have adequate infrastructure and management committees, input from parents' associations and acceptable hygiene standards, and will include schools in small villages. Priority will be given to schools in communities that have shown interest in school feeding. The schools previously covered by PRRO 106120 should meet the same criteria.
36. WFP will also support primary schools and preschools run by NGOs as well as boarders at some *daaras* (traditional schools)<sup>36</sup> in collaboration with the Government, United Nations agencies and other partners.

---

<sup>34</sup> These include Centre Talibou Dabo, a rehabilitation facility for handicapped children, two centres for the social reintegration of street children in a pilot village near Dakar, and the Plan Jaxaay schools, which find jobs for flood victims in the outskirts of Dakar.

<sup>35</sup> Some schools will be covered by a government programme or NGOs.

<sup>36</sup> Ministry of Education. 2009. Policy note for the education sector addressing the modernization of *daaras*.

TABLE 2: FOOD RATION BY COMPONENT (g/person/day)												
	Cereals	Cracked cereals	Pulses	Veg. oil	Salt	CSB	CSB++	Total	Kcal	% kcal from protein	% kcal from fat	Number of feeding days
<b>Component 1 – Improving household food security and the capacity of rural communities to cope with climate shocks</b>												
FFA	417		42	25	5			489	1 824	11.4	20.8	30
FFT	417		42	25	5			489	1 824	11.4	20.8	5
Lowland development project	417		42	25	5			489	1 824	11.4	20.8	136
VGB (kg/ha/year)	133.33											
<b>Component 2 – Providing nutritional support for vulnerable people</b>												
Nutritional education (take-home rations)				100				100	885	0	100	90
Treatment of MAM – Children 6–23 months							200	200	800	18	13.5	90
Treatment of MAM – Children 24–59 months				20		250		270	1 177	15.3	26.8	90
Treatment of MAM – Pregnant and lactating women				20		250		270	1 177	15.3	26.8	365
<b>Component 3 – Supporting school feeding</b>												
Primary schools		150	40	15	4	80		289	1 185	13.8	5.2	135 <sup>37</sup>
Preschools		80	20	10	3	0		113	445	17.7	8.82	135
Caritas centres and daaras		300	80	30	8	0		408	1 529	19.6	4.9	135

37. The food basket will include cereals, pulses, Vitamin A- and D-fortified vegetable oil, iodized salt and CSB. Primary and preschool children will be given lunch Monday through Friday and breakfast twice weekly in order to provide the recommended iron intake.

38. WFP will seek synergies between school feeding and other components by establishing community gardens or productive structures.<sup>38</sup> WFP will also mobilize partnerships to provide additional services such as deworming, education on nutrition, hygiene and health, and improvement of care facilities.<sup>39</sup> The school feeding component will be gradually handed over to the Government starting in 2014, with the aim of having the Government provide two lunches and one breakfast per week in 2016.<sup>40</sup> WFP will provide capacity

<sup>37</sup> The number of feeding days under Component 3 will be gradually reduced from 2014.

<sup>38</sup> Based on the home-grown school feeding model.

<sup>39</sup> In line with the Essential Package for education.

<sup>40</sup> One lunch per week in 2014; two per week starting in 2015.

development to the Ministry of Education<sup>41</sup> and will support the Government's school feeding policy.

**TABLE 3: TOTAL FOOD REQUIREMENTS BY COMPONENT (mt)**

	Component 1	Component 2	Component 3	TOTAL
Cereals	15 983		25 146	41 129
Pulses	1 126		6 691	7 817
Vegetable oil	671	1 253	2 536	4 460
Salt	134		680	814
CSB		3 919	5 851	9 770
CSB++		1 877		1 877
<b>TOTAL</b>	<b>17 914</b>	<b>7 049</b>	<b>40 904</b>	<b>65 867</b>

## PROGRAMME MANAGEMENT, MONITORING AND EVALUATION

39. Steering committees involving government ministries<sup>42</sup> and NGO partners will be established at the national level. Groups of technical and financial partners will collaborate on the implementation of all components. At the local level, regional committees will coordinate and monitor activities with support from WFP sub-offices and the WFP/RDA monitoring and evaluation unit for Tambacounda and Kédougou.
40. Resources will be obtained through contributions from donors and the Government. WFP will continue to mobilize resources locally, especially through joint efforts by United Nations agencies and regional institutions.
41. Food assistance will be used in the three components. Vouchers may be introduced gradually in Components 1 and 2 if conditions permit.<sup>43</sup>
42. The results-based M&E system will be adapted to the new CP to facilitate efficient resource management. Benchmark surveys on nutrition, education and food security will be conducted in collaboration with other United Nations agencies and NGO partners.
43. WFP will organize regular field visits in line with the M&E plan and will ensure that cooperating partners report on their activities as per field-level agreements. WFP will also conduct regular surveys to measure results and the impact of the activities on food security. WFP partners collecting primary data will provide periodic monitoring reports, validated by the regional and national steering committees.
44. A mid-term evaluation will be conducted in early 2014 in collaboration with partners and the regional bureau.
45. WFP will support the Government by strengthening information systems in school feeding and food security and nutrition.
46. The implementation plan will be formalized with the Government through an action plan and annual work plans.

<sup>41</sup> WFP will support the Ministry of Education's database for school feeding.

<sup>42</sup> These include the ministries of agriculture, environment, family, ecovillages, health and education.

<sup>43</sup> Determined by feasibility and market studies.

47. Food will be purchased locally at competitive prices, assuming that adequate financial contributions are forthcoming and that food is available in the required quantity and quality.
48. Risks include international food- and fuel-price volatility, insufficient donor support and possible currency devaluation. WFP will monitor the situation and take measures to mitigate the situation if unexpected shocks or a further deterioration in food security occur.

## ANNEX I-A

<b>BUDGET SUMMARY (US\$)</b>				
	<b>Component 1</b>	<b>Component 2</b>	<b>Component 3</b>	<b>Total</b>
Food ( <i>mt</i> )	17 914	7 049	40 904	65 867
Food cost	6 331 598	6 710 429	22 395 509	35 437 537
Cash transfers	0	0	0	0
<b>Total food by component</b>	<b>6 331 598</b>	<b>6 710 429</b>	<b>22 395 509</b>	<b>35 437 537</b>
External transport				4 769 584
Landside transport, storage and handling ( <i>total</i> )				10 033 561
Landside transport, storage and handling ( <i>per mt</i> )				152 33
Other direct operational costs				6 343 936
<b>Total direct operational costs</b>				<b>56 584 618</b>
Direct support costs <sup>1</sup>				12 258 982
Indirect support costs <sup>2</sup> (7.0 percent)				4 819 052
<b>TOTAL WFP COSTS</b>				<b>73 662 652</b>
<b>Government contribution</b>				<b>1 150 200</b>
<b>Food (<i>mt</i>)</b>				<b>65 867</b>

<sup>1</sup> The DSC amount is an indicative figure provided to the Board for its information. The annual allocation of DSC is reviewed each year after evaluating the amount needed for DSC and available resources.

<sup>2</sup> The amount of ISC may be altered by the Board during the period covered by the country programme.



**ANNEX I-B**

<b>DIRECT SUPPORT REQUIREMENTS (US\$)</b>	
<b>Staff and staff-related costs</b>	
International professional staff	3 286 470
Local professional staff	775 000
Local general service staff	1 225 000
Local temporary assistance	2 855 000
Local staff overtime	24 500
International consultants	280 500
United Nations volunteers	329 280
Staff duty travel	641 232
<b>Subtotal</b>	<b>9 416 982</b>
<b>Recurring expenses</b>	
Utilities	266 500
Office supplies and other consumables	205 000
Communications services	267 500
Equipment repair and maintenance	54 500
Vehicle running cost and maintenance	281 000
Office set-up and repairs	257 500
<b>Subtotal</b>	<b>1 332 000</b>
<b>Equipment and capital costs</b>	
Vehicle leasing	510 000
Communications equipment	230 500
Local security costs	769 500
<b>Subtotal</b>	<b>1 510 000</b>
<b>TOTAL DIRECT SUPPORT COSTS</b>	<b>12 258 982</b>

ANNEX II: LOGICAL FRAMEWORK		
Results	Performance indicators	Risks and assumptions
<p><b>UNDAF Outcome 1</b> Incomes of producers (men and women) increase in the areas of operation</p>	<ul style="list-style-type: none"> <li>➤ Percent increase in average income, disaggregated by gender and area</li> </ul>	<p><b>Risks:</b> Availability of resources (human, material, financial) Economic and social crises Climate change, natural disasters</p> <p><b>Assumptions:</b> Improved business environment A small- and medium-scale enterprise policy document implemented</p>
<p><b>UNDAF Outcome 2</b> The food, nutritional and environmental security of men and women improves</p>	<ul style="list-style-type: none"> <li>➤ Prevalence of food insecurity</li> <li>➤ Prevalence of low weight-for-age Baseline: 17.3% Target: 10%</li> <li>➤ Prevalence of global acute malnutrition Baseline 7.6% (Target to be confirmed)</li> <li>➤ Prevalence of stunting Baseline: 16.3% (Target to be confirmed)</li> <li>➤ % of women with body mass index (BMI) &lt;18.5 Baseline: 11.8% (Target to be confirmed)</li> </ul>	<p><b>Risks:</b> Availability of resources (human, material, financial) Economic and social crises Climate change, natural disasters</p> <p><b>Assumption:</b> Activities conform with environmental, food and nutritional norms</p>
<p><b>UNDAF Outcome 3</b> Children, adolescents and adults, especially the most vulnerable, receive primary education and quality training</p>	<ul style="list-style-type: none"> <li>➤ Primary completion rate</li> <li>➤ Gross enrolment rate</li> <li>➤ Net enrolment rate</li> <li>➤ Literacy rate</li> </ul>	<p><b>Assumptions:</b> Funds for education secured Families make use of educational offerings No teacher strikes</p>



## ANNEX II: LOGICAL FRAMEWORK

Results	Performance indicators	Risks and assumptions
<p><b>UNDAF Outcome 4</b> Where United Nations agencies operate, mothers and children, especially the most vulnerable, receive a complete package of quality health interventions</p>	<ul style="list-style-type: none"> <li>➤ Percent of children under 5 that is underweight</li> </ul>	<p><b>Risks:</b> Institutional instability Deviation from objectives (in terms of targeting of vulnerable groups or equity) Financial barriers to access Insufficient political commitment Weak monitoring and reporting</p> <p><b>Assumption:</b> Human resources are of adequate quantity and quality</p>
<p><b>UNDAF Outcome 5</b> Vulnerable groups benefit from social protection</p>	<ul style="list-style-type: none"> <li>➤ Percent of the population covered by social protection</li> </ul>	<p><b>Risk:</b> Lack of social protection or tax evasion</p> <p><b>Assumption:</b> A good system is established to collect fees and taxes, and to target the most vulnerable people</p>
<p><b>UNDAF Outcome 7</b> Groups affected by disasters have adequate access to basic social services</p>	<ul style="list-style-type: none"> <li>➤ Disaster prevention and management instruments are in place</li> <li>➤ The 14 regional committees and 45 departmental committees of the early warning system are functional</li> <li>➤ Databases on potential disasters are regularly updated</li> </ul>	<p><b>Assumption:</b> The Government makes the necessary funds available</p>
<p><b>UNDAF Outcome 8</b> Climate change adaptation instruments encourage the development of sustainable livelihoods</p>	<ul style="list-style-type: none"> <li>➤ Resources allocated to climate change adaptation actions</li> <li>➤ Reduced vulnerability to climate change in the affected areas</li> </ul>	<p><b>Risk:</b> International financial crises</p> <p><b>Assumption:</b> Authorities and partners committed to increasing the resources allocated to climate change adaptation initiatives</p>



ANNEX II: LOGICAL FRAMEWORK		
Results	Performance indicators	Risks and assumptions
<b>COMPONENT 1: Improve household food security and the capacity of rural communities to cope with climate shocks</b>		
<b>Strategic Objective 2: Prevent acute hunger and invest in disaster preparedness and mitigation</b>		
<b>Outcome 1</b> Adequate food consumption over CP period for targeted households	<ul style="list-style-type: none"> <li>➤ Food consumption score for targeted households Target: &gt;42 for 90% of households</li> <li>➤ Community asset score Target: to be determined</li> </ul>	<b>Assumption:</b> Interest on the part of donor community and Government
<b>Output 1.1</b> Food and non-food items distributed in sufficient quantity and quality to women, men, girls and boys in the targeted communities	<ul style="list-style-type: none"> <li>➤ Tonnage distributed in FFA or FFT</li> <li>➤ Number of men, women, girls and boys receiving food, by component, in relation to planned</li> <li>➤ Number of individuals trained Target: 5,000</li> </ul>	<b>Assumptions:</b> Sufficient and effective cooperating partners present Adequate harvests Supplementary contributions of inputs and equipment; government partners concerned with food security and the environment Communities proactive in voluntary counselling and testing activities for HIV in and protection of replanted areas Normal climate
<b>Output 1.2</b> Productive assets created with CP food assistance	<ul style="list-style-type: none"> <li>➤ Lowland area developed Target: 660 ha</li> <li>➤ Number of km of roads created/rehabilitated Target: 30 km created and 20 km rehabilitated</li> <li>➤ Number of VGBs operational Target: 400</li> </ul>	
<b>Output 1.3</b> Disaster mitigation measures in place	<ul style="list-style-type: none"> <li>➤ Area reforested in hectares Target: 10,000</li> <li>➤ Number of government partners and NGOs involved and trained</li> <li>➤ Number of entities overseen by the partners and communities</li> </ul>	
<b>Outcome 2</b> Hazard risk reduced in target communities	<ul style="list-style-type: none"> <li>➤ Communities' asset scores Target: to be determined after baseline study</li> </ul>	
<b>Output 2.1</b> Food and non-food items are distributed in sufficient quantity and quality to women, men, girls and boys in targeted communities	<ul style="list-style-type: none"> <li>➤ Tonnage distributed in FFA or FFT</li> <li>➤ Number of men, women, girls and boys receiving food, by component, as percent of planned</li> </ul>	



ANNEX II: LOGICAL FRAMEWORK		
Results	Performance indicators	Risks and assumptions
<b>Strategic Objective 5: Enhance Senegal's capacity to combat hunger through hand-over strategies and local purchases</b>		
<b>Outcome 3</b> Opportunities in the national market allow WFP to make advantageous local purchases	<ul style="list-style-type: none"> <li>➤ % of cereals purchased by WFP in local markets in relation to total cereals distributed</li> </ul> Target: 5%	<b>Assumption:</b> Cereals available locally in sufficient quantity and quality at competitive prices
<b>Output 3.1</b> Increased quantity of cereals purchased locally	<ul style="list-style-type: none"> <li>➤ Quantity of cereals purchased locally</li> </ul>	
<b>Outcome 4</b> Progress made towards hunger solutions	<ul style="list-style-type: none"> <li>➤ Hand-over strategies implemented</li> </ul>	<b>Assumption:</b> Partnership with the Government ongoing and effective
<b>Output 4.1</b> Capacity and awareness developed through WFP-organized actions and training	<ul style="list-style-type: none"> <li>➤ Number of government employees trained by the project or through support from the national early warning system</li> <li>➤ Non-beneficiaries replicate activities implemented</li> <li>➤ Number of strategic objectives of the national agricultural investment programme effectively covered by the CP (objectives 1, 2, 3, 5, 7 and 8 aligned with CP)</li> </ul>	
<b>COMPONENT 2: Providing nutritional support for vulnerable people</b>		
<b>Strategic Objective 3: Restore and rebuild lives and livelihoods in post-conflict, post-disaster or transition situations</b>		
<b>Outcome 5</b> Reduced acute malnutrition in children under 5	<ul style="list-style-type: none"> <li>➤ Prevalence of acute malnutrition in children under 5 (weight/height ratio as a percentage)</li> </ul> Target: reduction of 10% per year <ul style="list-style-type: none"> <li>➤ Recovery rate for children being treated for MAM &gt;75%</li> <li>➤ Mortality rate of children being treated for MAM &lt;3%</li> <li>➤ Drop-out rate for children being treated for MAM &lt;15%</li> <li>➤ Rate of non-response for children being treated for MAM &lt; 10%</li> </ul>	<b>Assumptions:</b> Government partners provide support Living conditions and hygiene conditions associated with malnutrition addressed



ANNEX II: LOGICAL FRAMEWORK		
Results	Performance indicators	Risks and assumptions
<p><b>Output 5.1</b> Provisions and non-food assets are provided in sufficient quantity and quality to targeted women and children</p>	<ul style="list-style-type: none"> <li>➤ Number of beneficiaries by type and gender</li> <li>➤ Quantity of provisions distributed</li> <li>➤ Number of health centres supported</li> <li>➤ Number of staff trained on methods for distributing provisions</li> </ul>	
<b>Strategic Objective 4: Reduce chronic hunger and undernutrition</b>		
<p><b>Outcome 6</b> Increased capacity for fortifying flour</p>	<ul style="list-style-type: none"> <li>➤ Increased production of fortified products (target to be defined)</li> </ul>	<p><b>Assumptions:</b> Local products available Production units function adequately The Food Technology Institute supports fortified flour production Nutrition enhancement programme activities in place Awareness campaigns implemented</p>
<p><b>Output 6.1</b> Increase quantity of locally fortified flour</p>	<ul style="list-style-type: none"> <li>➤ Amount of locally fortified flour (in mt)</li> <li>➤ Number of women trained in fortified flour production</li> <li>➤ Number of cooking demonstrations held using fortified foods</li> </ul>	
<p><b>Outcome 7</b> Improved nutritional status in target groups of women, girls and boys</p>	<ul style="list-style-type: none"> <li>➤ Prevalence of stunting among children under 2 (weight-for-age, as a %) Target: 10% reduction per year</li> <li>➤ % increase in households regularly consuming iodized salt Target: 15% per year</li> </ul>	
<p><b>Output 7.1</b> Food and non-food items are provided in sufficient quantity and quality to targeted women and children</p>	<ul style="list-style-type: none"> <li>➤ Number of beneficiaries served, by type and gender</li> <li>➤ Quantity of provisions distributed</li> <li>➤ Number of health centres supported</li> </ul>	
<p><b>Output 7.2</b> Increased attendance at nutrition education sessions</p>	<ul style="list-style-type: none"> <li>➤ Number of women/men that received messages on appropriate feeding, hygienic and sanitary practices</li> </ul>	
<p><b>Output 7.3</b> Increased quantity of locally produced iodized salt</p>	<ul style="list-style-type: none"> <li>➤ Quantity of iodized salt produced by WFP-supported groups</li> </ul>	



## ANNEX II: LOGICAL FRAMEWORK

Results	Performance indicators	Risks and assumptions
<b>Strategic Objective 5: Strengthen Senegal's capacity to combat hunger through hand-over strategies and local purchases</b>		
<b>Outcome 8</b> Increase opportunities for marketing at the national scale through local purchase at competitive prices	<ul style="list-style-type: none"> <li>➤ Food purchased locally as a percentage of food distributed</li> </ul> Target: 10% per year	
<b>Output 8.1</b> Increased quantity of fortified foods purchased locally	<ul style="list-style-type: none"> <li>➤ Fortified foods purchased locally</li> <li>➤ Iodized salt purchased directly from groups as a percentage of food purchased locally</li> </ul> Target: ≥10%	
<b>COMPONENT 3: Supporting school feeding</b>		
<b>Strategic Objective 4: Reduce chronic hunger and undernutrition</b>		
<b>Outcome 9</b> Increased access to education and human capital development in WFP-assisted schools	<ul style="list-style-type: none"> <li>➤ Increase in enrolment in primary schools and preschools</li> </ul> Targets: girls = 4.9%, boys = 4.3% <ul style="list-style-type: none"> <li>➤ Attendance rate</li> </ul> Targets: girls = 99%, boys = 99% <ul style="list-style-type: none"> <li>➤ Drop-out rate</li> </ul> Targets: girls = 5%, boys = 5% <ul style="list-style-type: none"> <li>➤ Students receiving primary school certificate</li> </ul> Targets: girls = 80%, boys = 80% <ul style="list-style-type: none"> <li>➤ Entry to level 6</li> </ul> Targets: girls = 75%, boys = 75% <ul style="list-style-type: none"> <li>➤ Girl/boy ratio: 1</li> <li>➤ School completion rate among children, especially girls</li> </ul> Targets: girls = 90%, boys = 90%	<b>Assumptions:</b> Management committees function well Communities and parents contribute to activities Other services exist at schools (deworming, hygiene, water, latrines) Education sector stakeholders are well coordinated Provisions are available Information on students is furnished by the School Feeding Division in a timely manner



## ANNEX II: LOGICAL FRAMEWORK

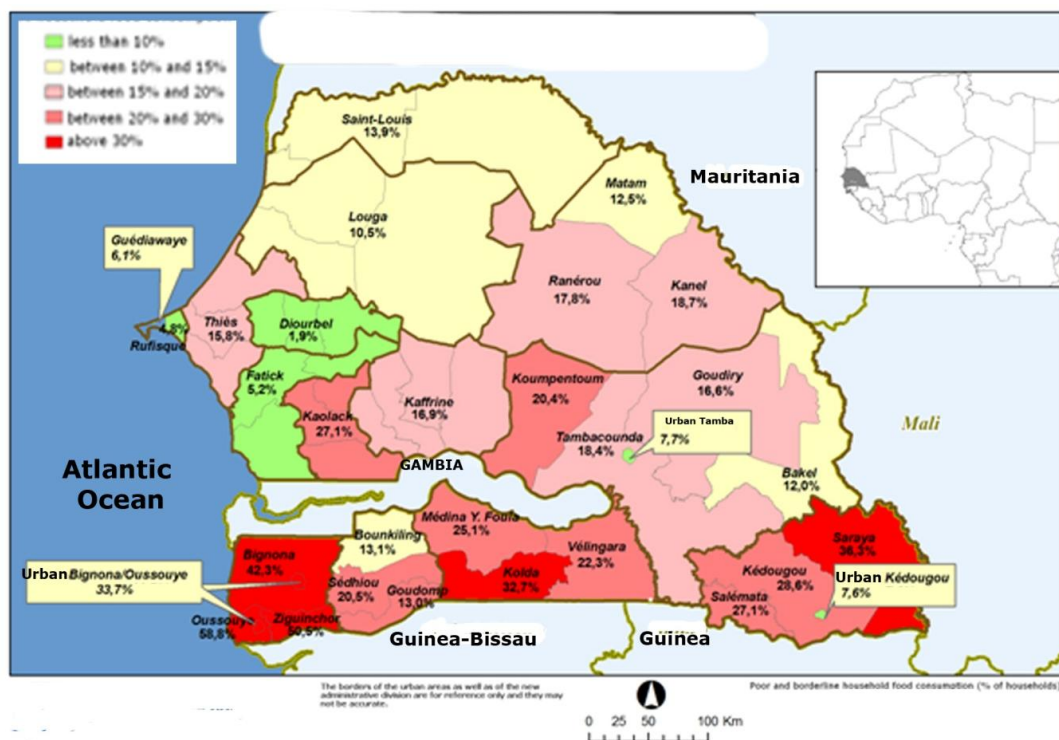
Results	Performance indicators	Risks and assumptions
<p><b>Output 9.1</b> Food and non-food items are distributed in sufficient quantity and quality and in timely manner to targeted preschools and primary schools</p>	<ul style="list-style-type: none"> <li>➤ Number of schools receiving assistance</li> <li>➤ Students (girls/boys) assisted in targeted schools</li> <li>➤ Number of days of rations provided</li> <li>➤ Food provided as % of planned</li> </ul>	
<p><b>Outcome 10</b> Improved access to micronutrients through fortified foods</p>	<ul style="list-style-type: none"> <li>➤ Estimated intake of micronutrients</li> </ul>	
<p><b>Output 10.1</b> Fortified foods distributed in sufficient quantity and quality to children who have received deworming</p>	<ul style="list-style-type: none"> <li>➤ Number of children who have received CSB-type fortified foods</li> <li>➤ Tonnage of CSB-type fortified foods distributed (mt)</li> </ul>	
<p><b>Strategic Objective 5: Strengthen Senegal's capacity to combat hunger through hand-over strategies and local purchase</b></p>		
<p><b>Outcome 11</b> A school feeding strategy has been implemented</p>	<ul style="list-style-type: none"> <li>➤ % of the national budget of the Ministry of Education devoted to school feeding</li> </ul>	
<p><b>Output 11.1</b> School feeding transferred to the Government</p>	<ul style="list-style-type: none"> <li>➤ Number of WFP-supported school feeding days transferred to the Government</li> <li>➤ Number of schools served by the Essential Package for education</li> </ul>	



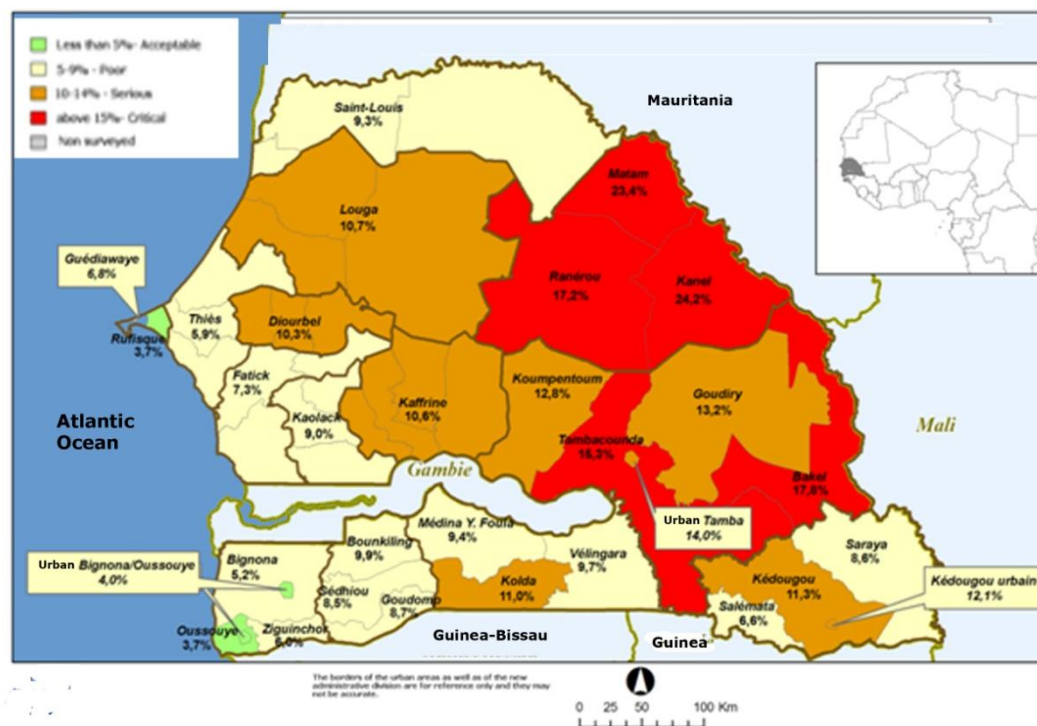


**ANNEX III**

**Senegal – Prevalence of Household Food Insecurity  
(based on Food Consumption Score)**



**Senegal – Prevalence of Global Acute Malnutrition (GAM)  
in children 6–59 months old**



The designations employed and the presentation of material in this publication do not imply the expression of any opinion whatsoever on the part of the World Food Programme (WFP) concerning the legal status of any country, territory, city or area or of its frontiers or boundaries.

## ACRONYMS USED IN THE DOCUMENT

ANSD	<i>Agence Nationale de la Statistique et de la Démographie</i> ; National Agency for Statistics and Demography
CFSVA	comprehensive food security and vulnerability analysis
CSA	<i>Commissariat à la Sécurité Alimentaire</i> ; Food Security Commission
CSB	corn-soya blend
CP	country programme
DSC	direct support cost
ESPD	Economic and Social Policy Document
FFA	food for assets
FFT	food for training
GAM	global acute malnutrition
ISC	indirect support cost
M&E	monitoring and evaluation
MAM	moderate acute malnutrition
MDG	Millennium Development Goal
MUAC	mid-upper arm circumference
NGO	non-governmental organization
PRRO	protracted relief and recovery operation
RDA	Regional Development Agency
UNDAF	United Nations Development Assistance Framework
UNDP	United Nations Development Programme
UNICEF	United Nations Children's Fund
VGB	village grain bank