



WFP
AT
60



World Food
Programme

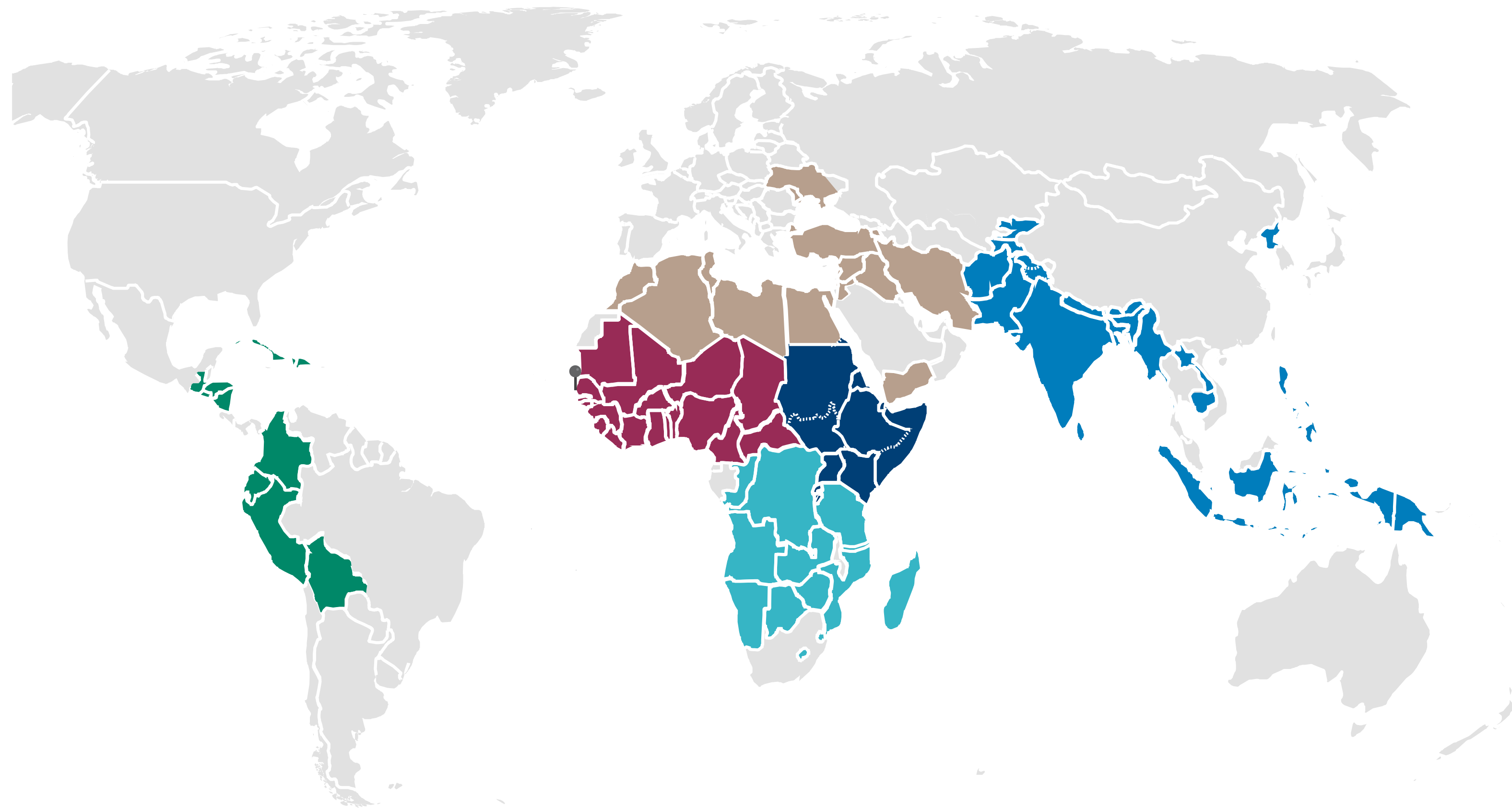
SAVING
LIVES
CHANGING
LIVES

GLOBAL LOSSES REPORT

Executive Board

26 – 30 June 2023

OUR NUMBERS



2022

Total losses (% volume): **0.48%**
Valued at USD **26.1 million**

2021

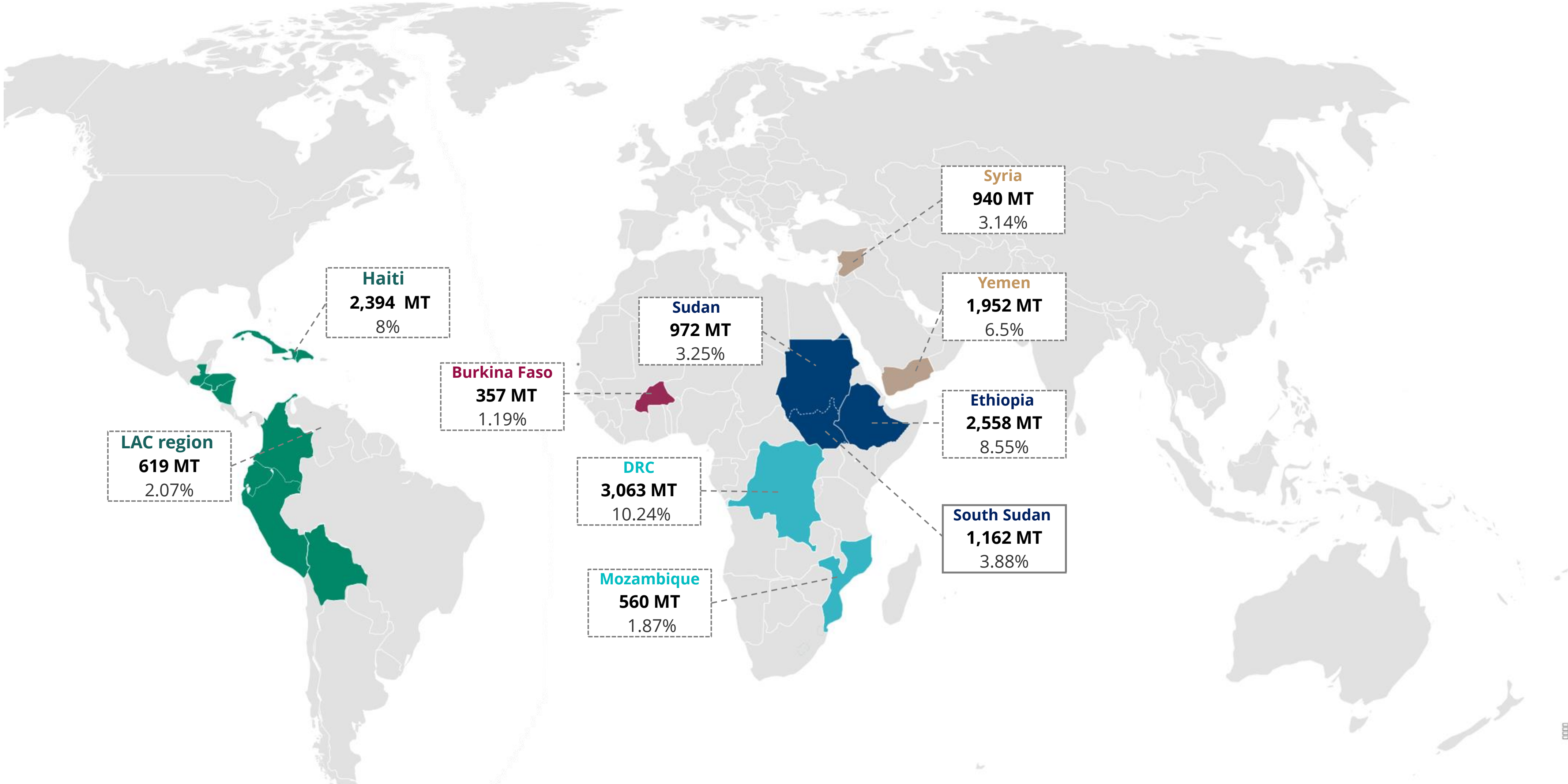
Total losses (% volume): **0.70%**
Valued at USD **24.9 million**

WFP SAW REDUCED LOSSES IN 2022 COMPARED TO 2021

Commodity	Volume (mt)	Value (USD)	USD per mt	Losses as a % of total losses by volume
Total top 5	18,858	13,600,000	--	63
<i>Rice</i>	5,567	3,513,281	631	19
<i>Wheat</i>	4,723	1,986,116	420	16
<i>Sorghum/Millet</i>	3,320	1,561,442	470	11
<i>Vegetable oil</i>	2,815	4,714,566	1,675	9
<i>Maize meal</i>	2,433	1,886,040	775	8
Other	11,060	12,500,000	--	37
Total	29,918	26,100,000	--	100

FIVE COMMODITIES ACCOUNTED FOR 63% OF LOSSES BY VOLUME, AND 52% BY VALUE

BY COUNTRY



83% OF POST-DELIVERY LOSSES OCCURRED IN 10 COs

BY CAUSE

INADEQUATE TRANSPORT

Quantity: **3,831 MT**
0.06% of total food handled
22% of total post-delivery losses

IMPROPER or OVERLONG STORAGE

Quantity: **3,705 MT**
0.06% of total food handled
21% of total post-delivery losses

RECONSTITUTION, REBAGGING, or REPACKING

Quantity: **3,645 MT**
0.06% of total food handled
21% of total post-delivery losses

**TRANSPORT, STORAGE AND PACKAGING AS MOST
SIGNIFICANT CAUSES OF POST-DELIVERY LOSSES**

HOW DO WE MITIGATE THEM



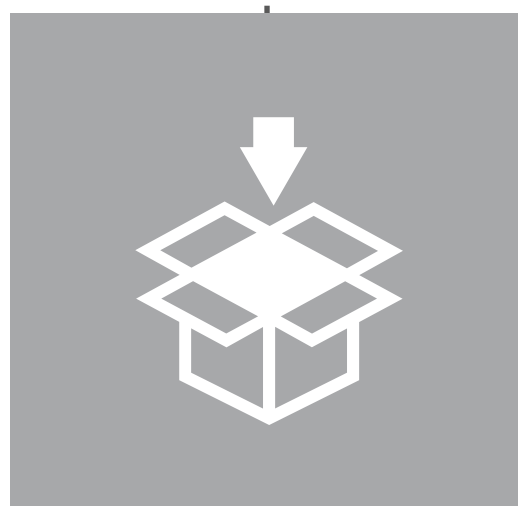
STORAGE

- Face-to-face training for supply chain employees on best practices;
- Inclusion of best-before dates in daily stock reports and analysis of stock rotations.



TRANSPORT

- Inner protective materials and bindings applied to minimize damage during transport;
- Adequate fumigation during shipping, reducing the risk of live insects arriving at destination;
- Appointment of a third party to monitor and supervise loading procedures to identify any gaps in tallying, transport and shipping processes.



PACKAGING

- Appointment of inspection companies to enhance checks on empty bags at discharge ports, reducing the risk of bag breakage;
- Assessment of local standards by the Food Safety and Quality Assurance Branch.