










**ANNEX I: 2020 KEY FIGURES**

	2020	2019	2018	
<b>Overview</b>				
Number of people assisted directly through provision of food cash-based transfers and commodity vouchers				
Through operations <sup>1</sup>	115.5 million	97.1	84.9	
	<i>of which (in millions)</i>			
Women	27.8	23.0	17.4	
Men	21.1	15.7	15.3	
Girls	33.8	29.5	26.8	
Boys	32.8	28.9	25.4	
Through trust fund activities			1.8	
	<b>2020</b>	<b>2019</b>	<b>2018</b>	
<b>Breakdown by key activities</b>				
	<i>(in millions)</i>			
	<b>11.0</b>	refugees	10.6	14.7
	<b>2.5</b>	returnees	2.9	3.4
	<b>19.6</b>	IDPs	15.5	13.1
	<b>82.4</b>	residents	68.1	53.7
	<b>4.2</b>	million mt of food distributed	4.2	3.9
	<b>2.1</b>	billion USD of cash-based transfers and commodity vouchers distributed to 38.4 million people	27.9 million people	24.5 million people
<b>Unconditional resource transfers to support access of food</b>				
	<b>82.9</b>	million people provided with unconditional food assistance through provision of food, cash-based transfers or commodity vouchers	60.8	52.2
<b>School meal activities</b>				
	<b>15.0</b>	million schoolchildren received school meals/take-home rations	17.3	16.4
		of which 50 percent were girls	50	51

<sup>1</sup> Operations include 85 CSPs.

**ANNEX I: 2020 KEY FIGURES**

	2020		2019	2018
<b>Nutrition and HIV/AIDS</b>				
	<b>11.8</b>	million children received special nutritional support	10.8	9.7
	<b>5.5</b>	million women received additional nutritional support	6.2	6.1
	<b>0.5</b>	million people affected by HIV and AIDS received WFP food assistance	0.4	0.3
	<b>19</b>	of the 35 HIV and AIDS Fast-Track countries to receive WFP assistance	18	N.A.
<b>Assets creation and livelihood support activities</b>				
	<b>7.7</b>	million people received WFP food assistance to cover immediate food shortfalls while they received training and constructed assets to build their resilience to shocks and strengthen their livelihoods	9.6	10
<b>Climate adaptation and risk management activities</b>				
	<b>2.5</b>	million people have benefited of food and cash-based transfers through climate risk insurance and anticipatory action	N.A.	N.A.
<b>Working in partnerships</b>				
	<b>911</b>	non-governmental organizations worked with WFP	850	837
	<b>161</b>	USD million support provided by corporate and private entities donating cash and in-kind gifts	101	84
	<b>26</b>	standby partners	26	23
	<b>8</b>	FAO/WFP crop and food security assessment missions conducted	4	4
	<b>5</b>	UNHCR/WFP joint assessment missions conducted	3	4
<b>Developing countries and WFP assistance</b>				
	<b>79</b>	percent of food procured, by tonnage in developing countries	81	79
	<b>91</b>	percent of root causes multilateral resources reaching concentration countries	100	96
	<b>41</b>	percent of development resources reaching least developed countries	44	53