



SAVING
LIVES
CHANGING
LIVES



UNHAS
Humanitarian
Air Service

Update to the Executive Board United Nations Humanitarian Air Service

July 2020



World Food Programme

In numbers in 2019


412,000

PASSENGERS



35,100

MT of CARGO



90

AIRCRAFT




620

AIRDROPS



17,337

MT OF CARGO DROPPED



1 COUNTRY:
South Sudan

56 DROP ZONES



Emergency response in 2019



Cyclone Idai and Cyclone Kenneth in Southern Africa



Flood response in Eastern Africa



Ebola response in the Democratic Republic of the Congo



Conflict and insecurity in Yemen, Nigeria, Libya and Afghanistan

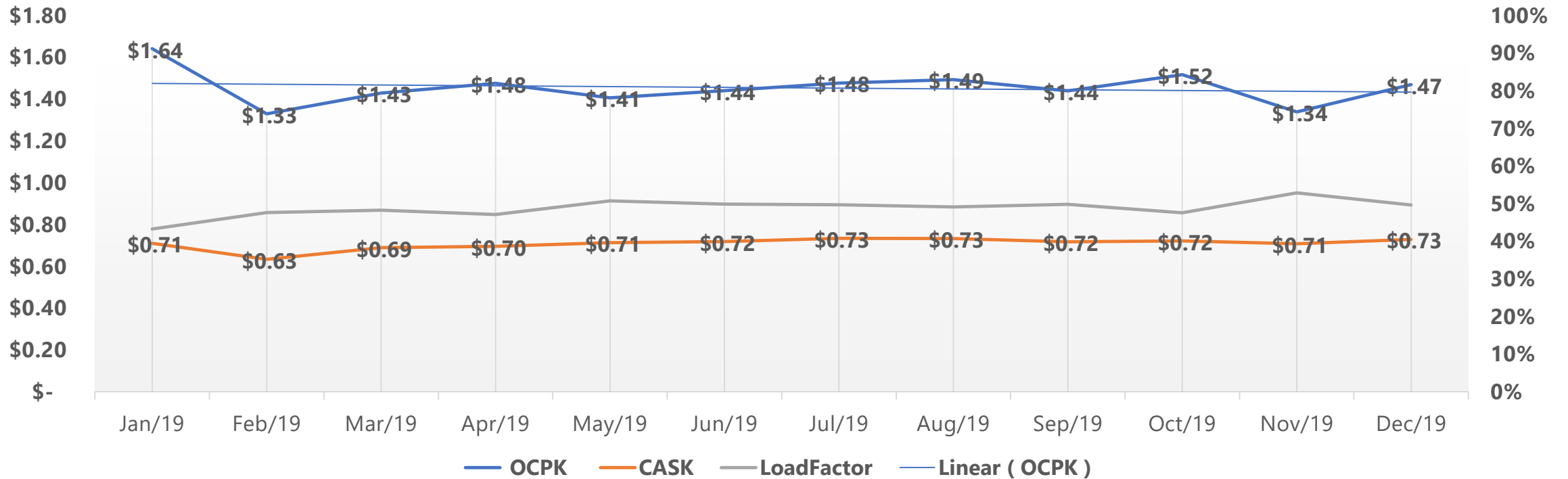


Political crisis in Haiti

Performance Parameters 2019

Efficiency

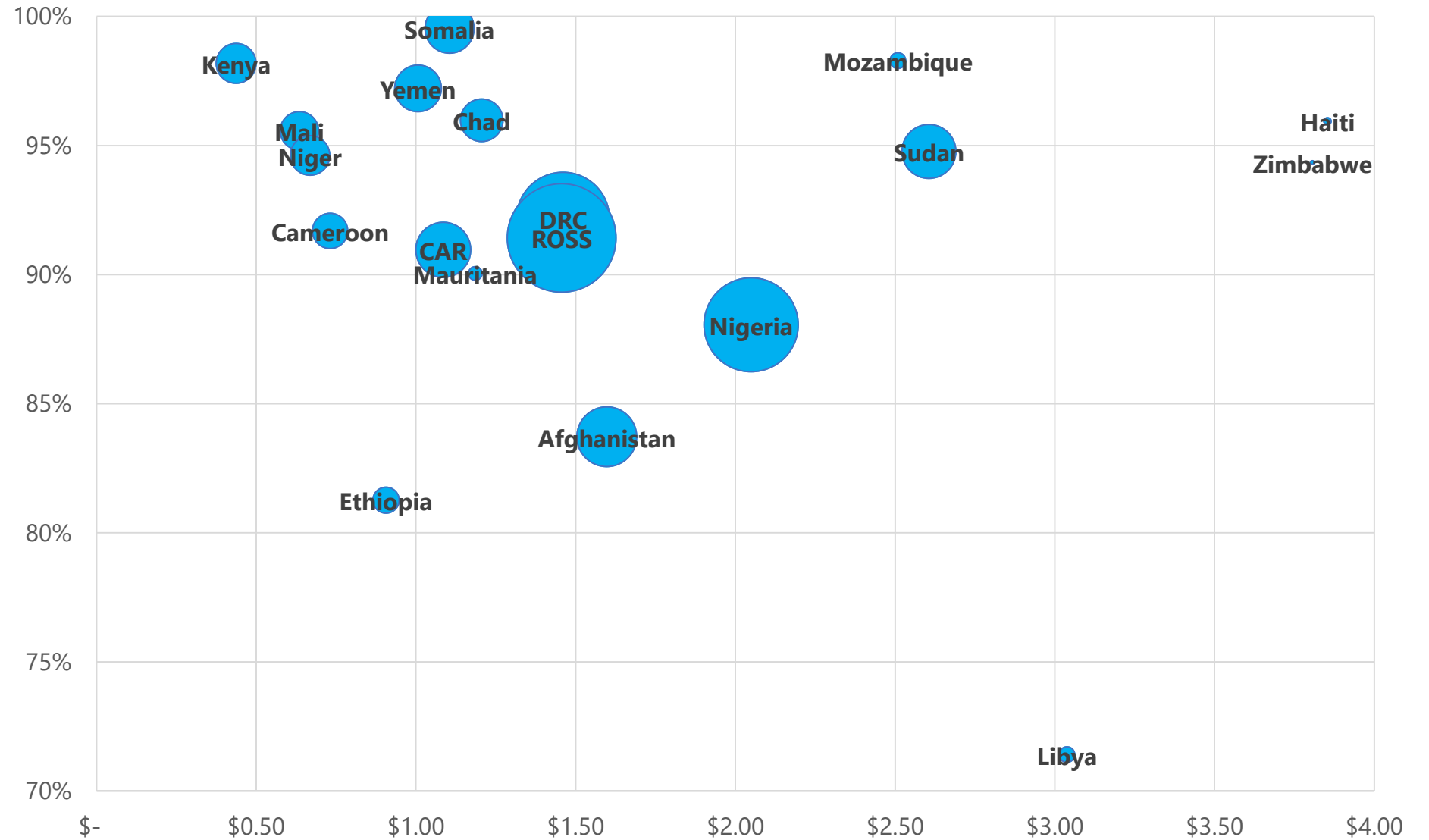
Operational Cost per Passenger per Kilometer Trend





UNHAS
Humanitarian
Air Service

Effectiveness vs Efficiency 2019

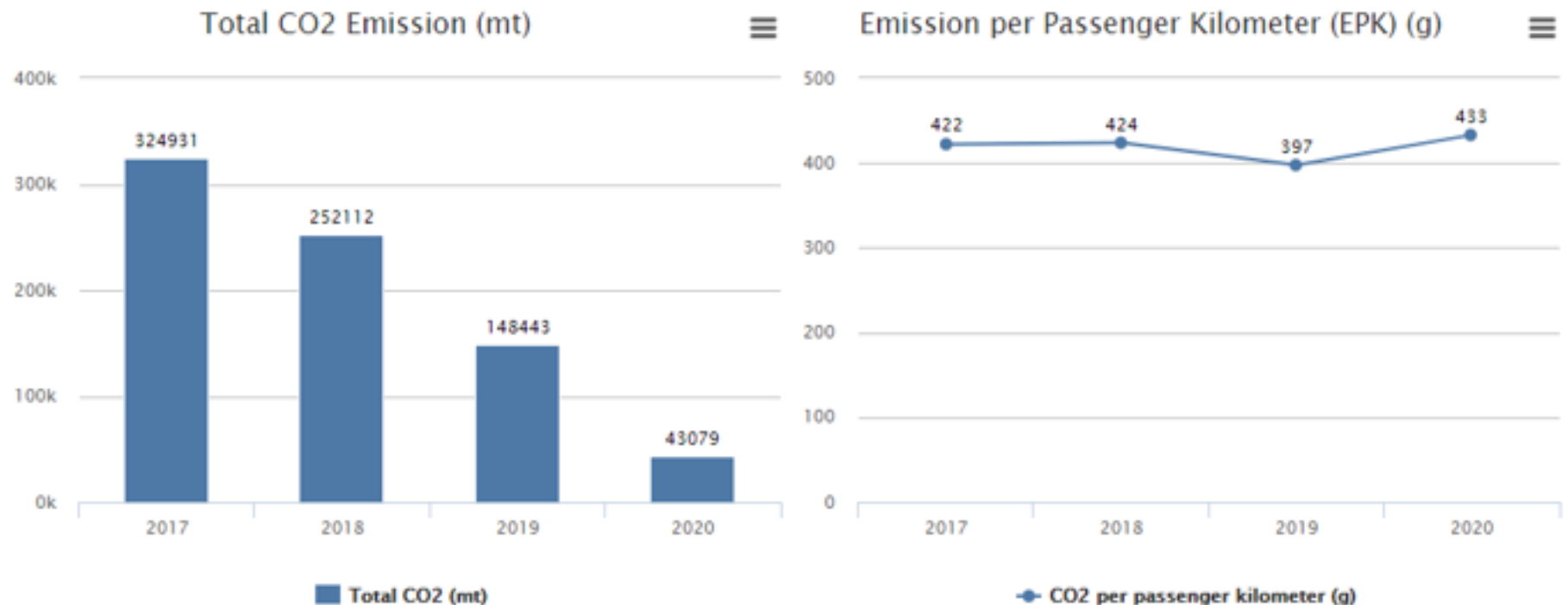




World Food Programme

WFP Aviation Environmental Programme

- To contribute to Climate Action (SDG 13)
- Enhance the environmental sustainability of air operations
- Proactively calculate and minimize its carbon footprint



UNHAS Financial Overview 2019

- USD 292 million approved budget against USD 265 million resourced.
- USD 70 million carried over from 2018 to 2019.
- USD 89 million carried forward from 2019 to 2020.
- In 2019, four operations (CAR, DRC, Somalia and South Sudan) accounted for 68 percent of the carry over value to 2020 (USD 60 million).
- The management cost recovery generated USD 8.4 million, from where Aviation HQ Service and Aviation Safety Unit activities of USD 7.1 million was funded.

2019 UNHAS operations	TOTAL
Project category	Country Portfolio Budget (Jan-Dec)
Budget	USD 291.7 million
Expenses	
Staff costs	USD 23.7 million
Other office costs	USD 7.2 million
Aircraft Costs	USD 198.7 million
Adjusted DSC	USD 6.7 million
ISC	USD 9.6 million
Total costs	USD 245.9 million
Avg. monthly cost for all operations	USD 20.5 million
Staff costs over total costs (%)	10%
Other office costs over total costs (%)	3%
Aircraft costs over total costs (%)	81%
Contributions	
Carry over 2018	USD 70.2 million
Donor contributions 2019	USD 162.0 million
Cost recovery generated 2019	USD 102.5 million
Total funds for 2019	USD 334.7 million
Carry over from 2019	USD 88.7 million



UNHAS
Humanitarian
Air Service

Budget Performance Per UNHAS Ops. 2019

Country of operation	Budget approved ¹	Funds received ²	Actual expenditures ³	Balance carried forward ⁴	Number of months covered in 2020 ⁵
Afghanistan	19,759,180	19,090,094	13,819,246	5,270,848	3
Cameroon	4,447,905	4,821,574	3,509,399	1,312,174	3
CAR	15,826,375	23,395,786	15,951,738	7,443,614	6
Chad	15,558,436	15,672,570	11,154,403	4,518,167	3
DRC	41,785,940	55,353,253	37,857,212	17,496,041	5
Ethiopia	4,699,490	3,983,037	3,094,923	888,114	2
Haiti	740,863	614,269	515,186	99,083	0
Kenya	5,152,750	7,003,109	4,698,610	2,304,499	5
Libya	5,789,802	4,036,923	3,240,229	796,695	2
Mali	7,425,419	7,240,223	6,675,388	564,835	1
Mauritania	2,829,652	4,562,339	3,058,829	1,503,511	6
Niger	9,762,589	9,389,793	8,258,053	1,131,740	1
Nigeria	27,202,082	26,561,840	21,924,518	4,638,510	2
Somalia	25,461,097	32,692,089	22,968,883	9,723,206	5
South Sudan	51,572,237	72,972,849	47,421,513	25,551,336	6
Sudan	22,620,350	21,314,572	20,781,763	532,809	0
Yemen	31,077,428	25,948,476	20,989,843	4,958,634	2
17	291,711,596	334,652,794	245,919,734	88,733,815	4

¹ Approved Project Plan

² Balance carried forward from previous year/project, confirmed donor contributions, generated cost recovery income.

³ Actual expenditures from January to December 2019.

⁴ Funds Received less Actual expenditures.

⁵ Considering 2020 Budget Approved as per 1st January

Donors in 2019



UNHAS
Humanitarian
Air Service



Canada



European Union Civil Protection and Humanitarian Aid



France



Germany



Japan



Republic of Korea



Luxembourg



The Netherlands



Norway



Spain



Sweden



United Kingdom



UN common funds



United States of America



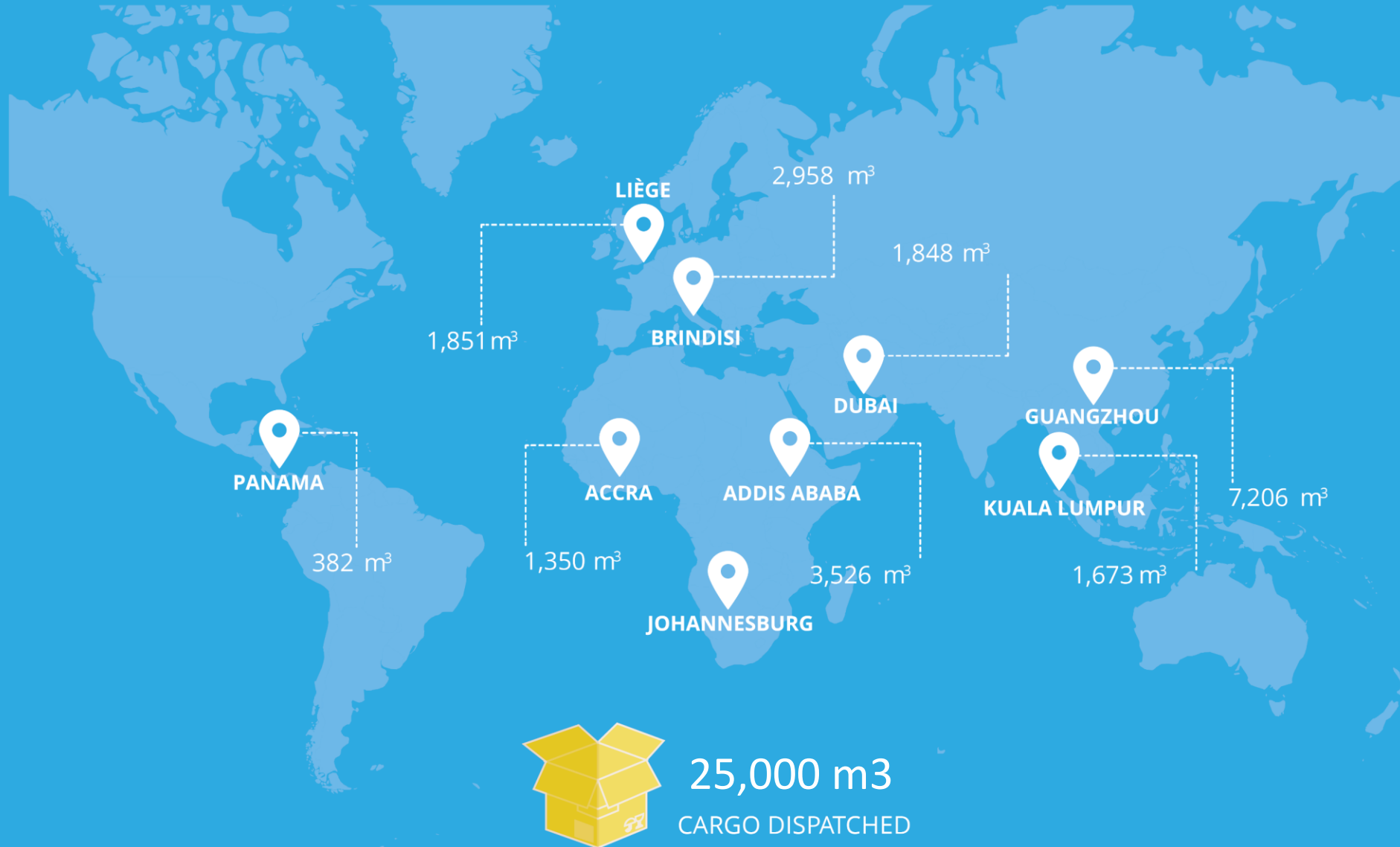
The World Bank



World Food Programme

WFP Global Response to COVID-19

Cargo Delivery by Air





World Food Programme

GLOBAL PASSENGER FLIGHTS



345

FLIGHTS
operated



5,267

PASSENGERS
transported



2.2mt

OF CARGO
transported on
passenger flights



162

ORGANIZATIONS
using the service



5

CONTRACTED AIRLINES

Ethiopian Airlines, Asky, Air Asia, Air Arabia,
South African Airways



43

**DESTINATIONS
SERVED FROM**

1 MAY TO 30 JUNE:

Addis Ababa, Accra, Dar Es Salam, Entebbe, Abuja, Niamey, Yaoundé, N'djamena, Bangui, Bamako, Juba, Brazzaville, Monrovia, Conakry, Ouagadougou, Kigali, Kuala Lumpur, Yangon, Vientiane, Beirut, Freetown, Kathmandu, Bissau, Nairobi, Abidjan, São Tomé, Banjul, Cotonou, Dakar, Mogadishu, Dili, Cairo, Sharjah, Yerevan, Baghdad, Erbil, Johannesburg, Lilongwe, Maputo, Bujumbura, Kinshasa, Goma and Lomé.



World Food Programme

GLOBAL PASSENGER FLIGHTS


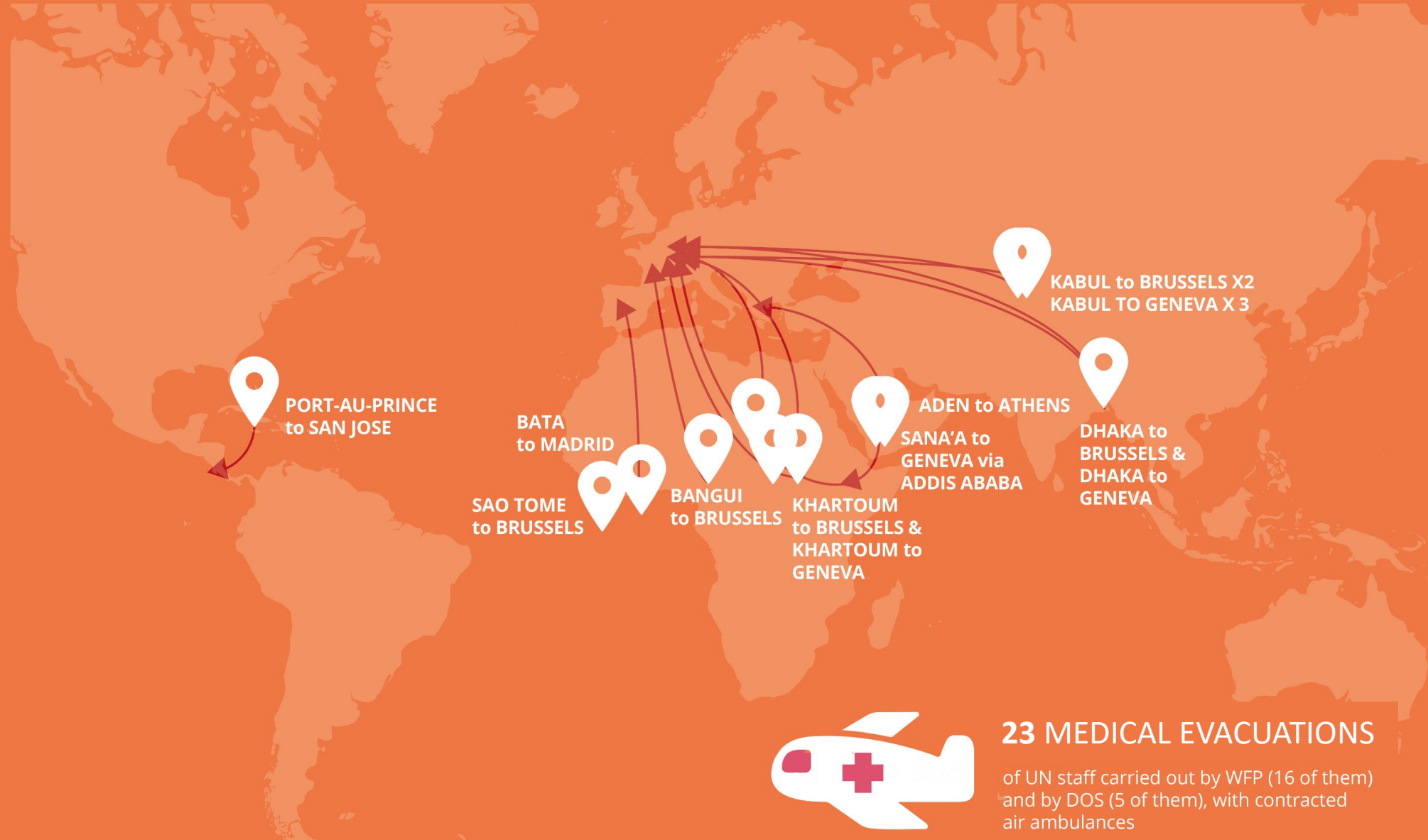


50 COUNTRIES REACHED



World Food Programme

MEDEVAC



23 MEDICAL EVACUATIONS

of UN staff carried out by WFP (16 of them) and by DOS (5 of them), with contracted air ambulances