

Annual Evaluation Report 2016

**Executive Board Annual Session
Rome, 14th June 2017**

Andrea Cook
Director of Evaluation
WFP Office of Evaluation



World Food Programme

Annual Evaluation Report

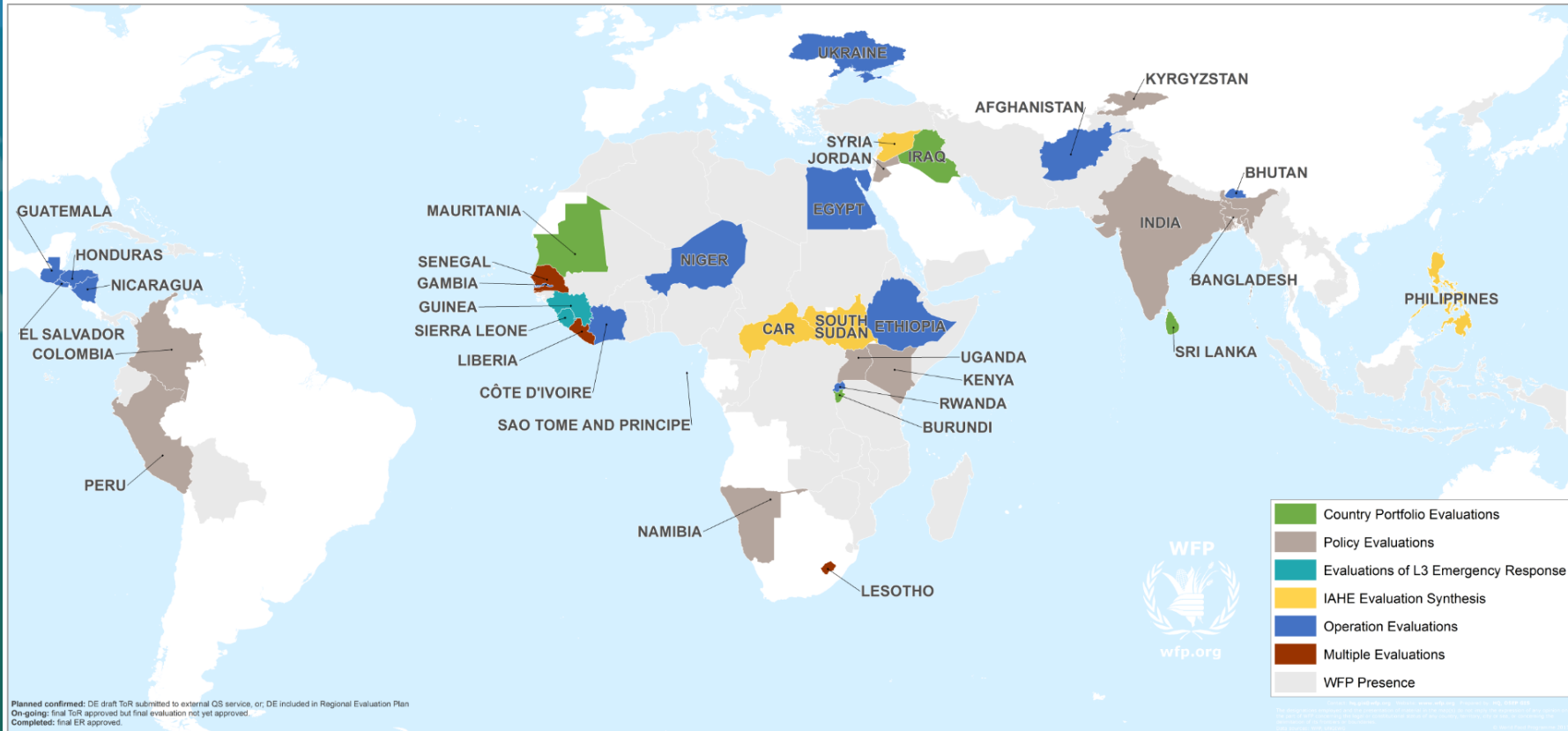


- ❖ **PART 1: Synthesized findings** from evaluations & **overarching lessons**, covering centralized evaluations of:
 - **Level 3** corporate emergency responses
 - **Capacity development** policy
 - **Country-level** operations

- ❖ **PART 2: Progress report on WFP's evaluation function & performance** against the policy outcomes

- ❖ **PART 3: Outlook for WFP's evaluation function**

Findings & Lessons Learned from Evaluations



Overarching lessons for consideration by senior management



- 1** WFP **emergency response**: area of strength – plan for flexibility
- 2** WFP strategic shift **from implementer to enabler**: ensure better integration of emergency response & attention to hand-over & sustainability strategies
- 3** WFP a valued **partner**: important to achieve progress towards SDGs
- 4** Enhance **needs assessments** & strengthen **systems for results**
- 5** Attention required to **gender** in programme design & implementation
- 6** **National capacity development**: need for more coherent **corporate strategy & tools**
- 7** **WFP staff capacity** underpins the potential for success through IRM: longer-term investments in **mobilizing WFP capacity** for emergency is a priority

Major developments in the evaluation function



**Evaluation embedded into
Integrated Road Map**



**Contingency
Evaluation Fund**



**Evaluation Function
Steering Group**



**Regional Evaluation
Officers**



**Global Evaluation
Meeting**

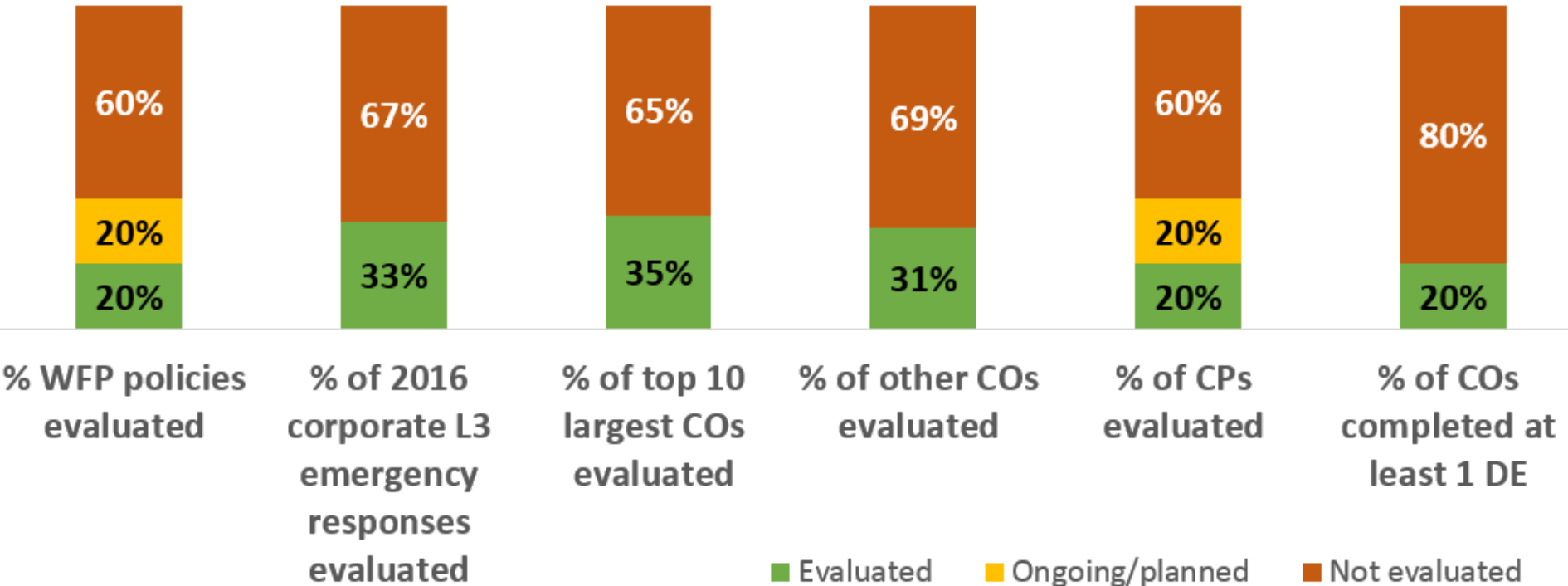


**Key Performance
Indicators**

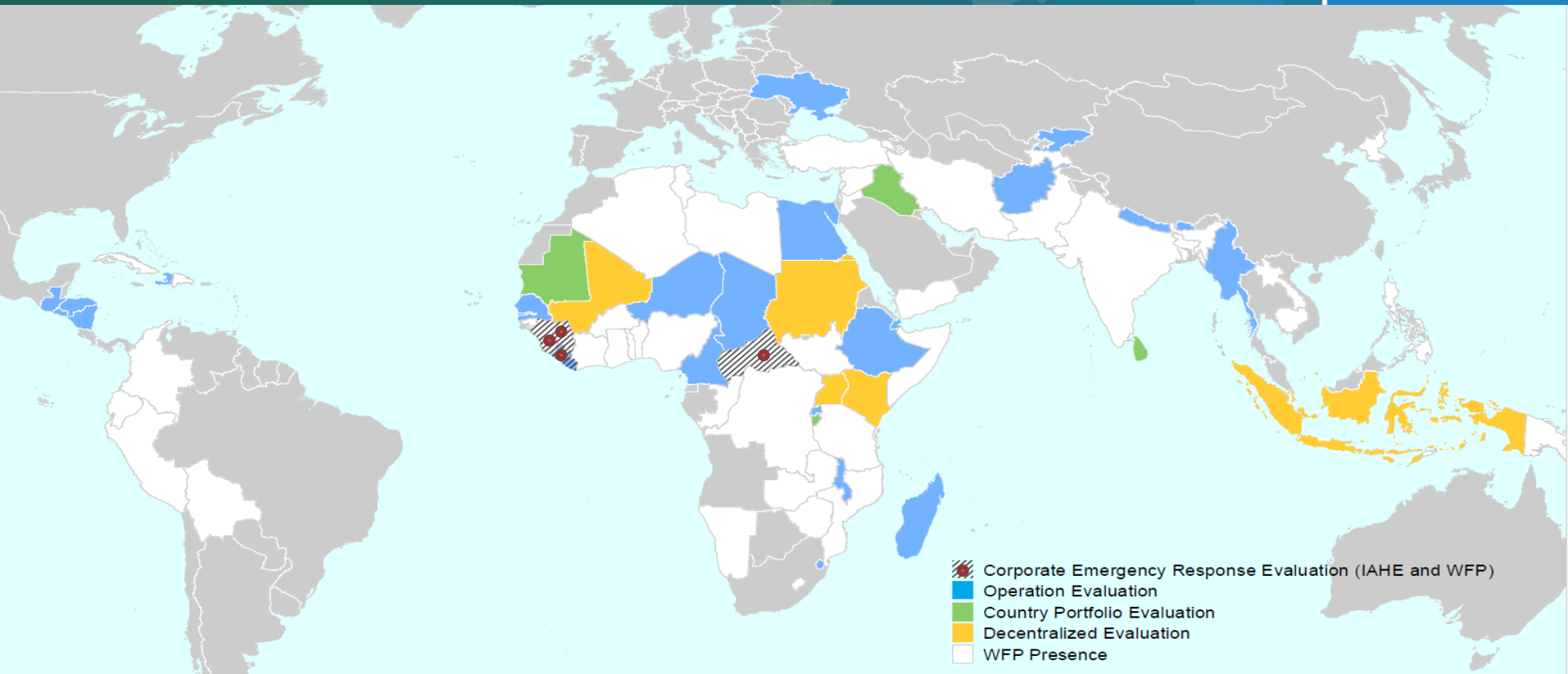
KPIs 2016



KPI 1: Progress towards coverage norms



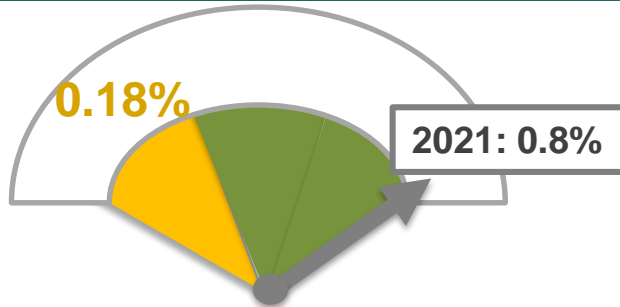
Country-level evaluation coverage (evaluations completed in 2016)



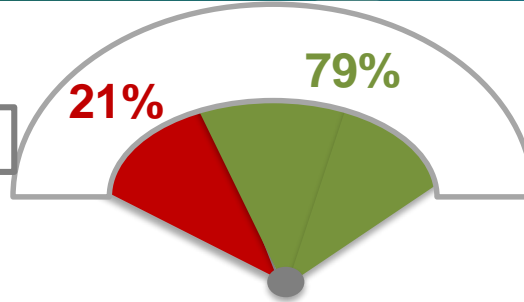
- Corporate Emergency Response Evaluation (IAHE and WFP)
- Operation Evaluation
- Country Portfolio Evaluation
- Decentralized Evaluation
- WFP Presence

KPIs 2016

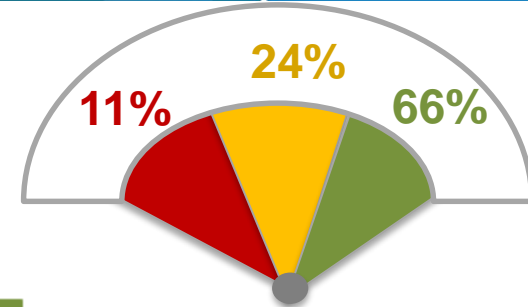
Dashboard – KPIs 2-6



KPI 2: Expenditure on evaluation

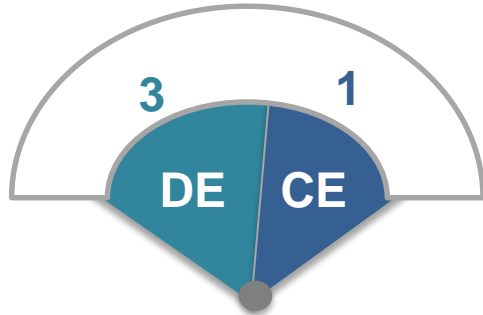


KPI 3: SPRP documents

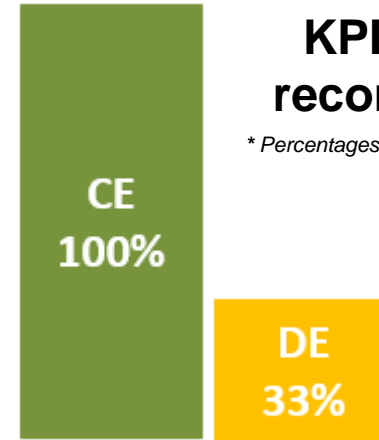


KPI 4: evaluation recommendations*

** Percentages do not total 100 because of rounding*

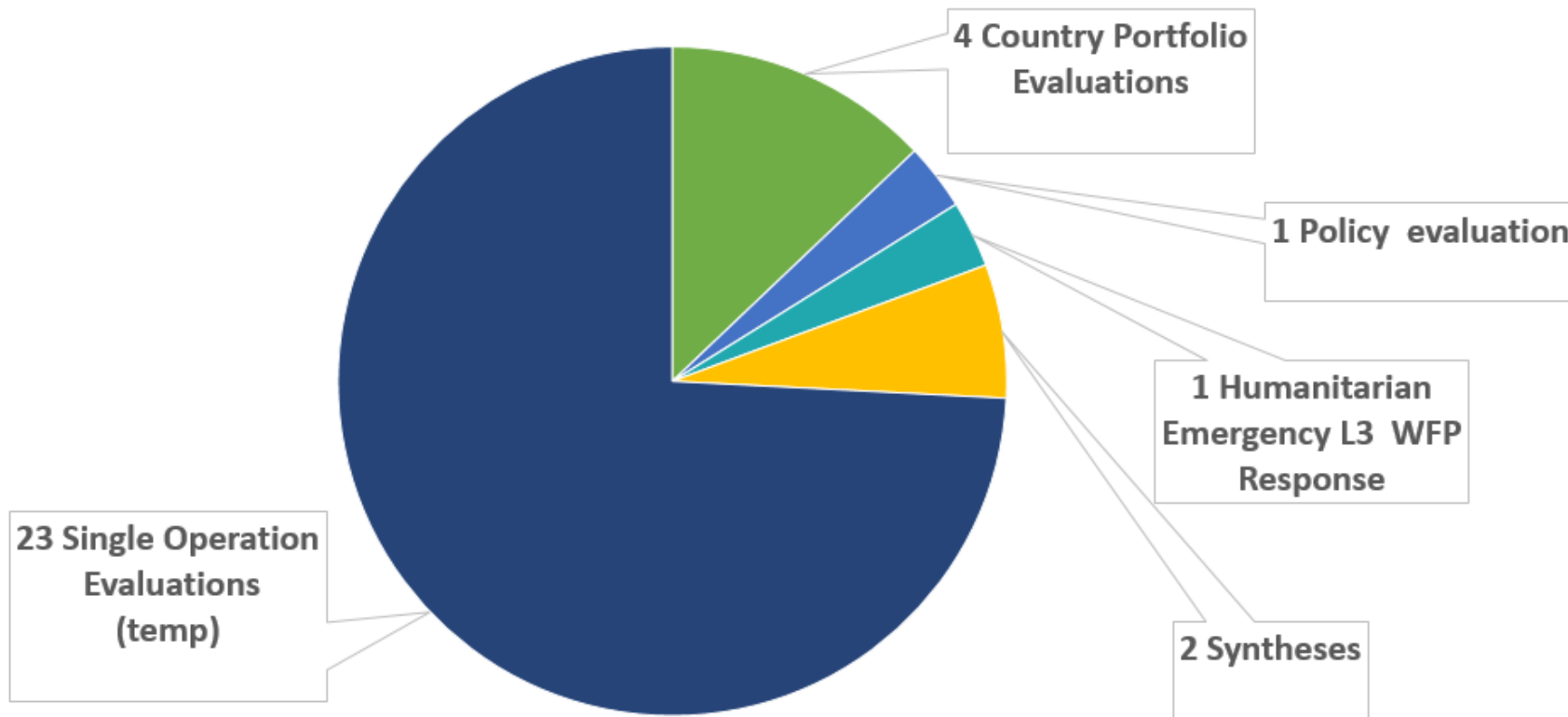


KPI 5: joint & inter-agency evaluations



KPI 6: Quality of evaluation reports

Centralized Evaluations completed = 115% of 2016 plan



OEV work to strengthen WFP's evaluation function



**OEV's DE
help desk**



**Quality assurance
system**



**Outsourced quality
support service for DEs**



**Independent evaluation
expertise**



**Evaluation
capacity development**

Promoting the learning from & use of evaluation



**IRM: OEV Reviewed 80%
draft project documents &
CSP concept notes** under
WFP's Strategic Programme
Review Process



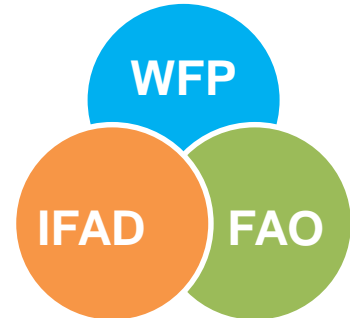
Synthesis reports
(Top 10 lessons from evaluations on
policy quality, Operation Evaluations
synthesis)

Design of an online
Evaluation Community

Engaging in the international evaluation system

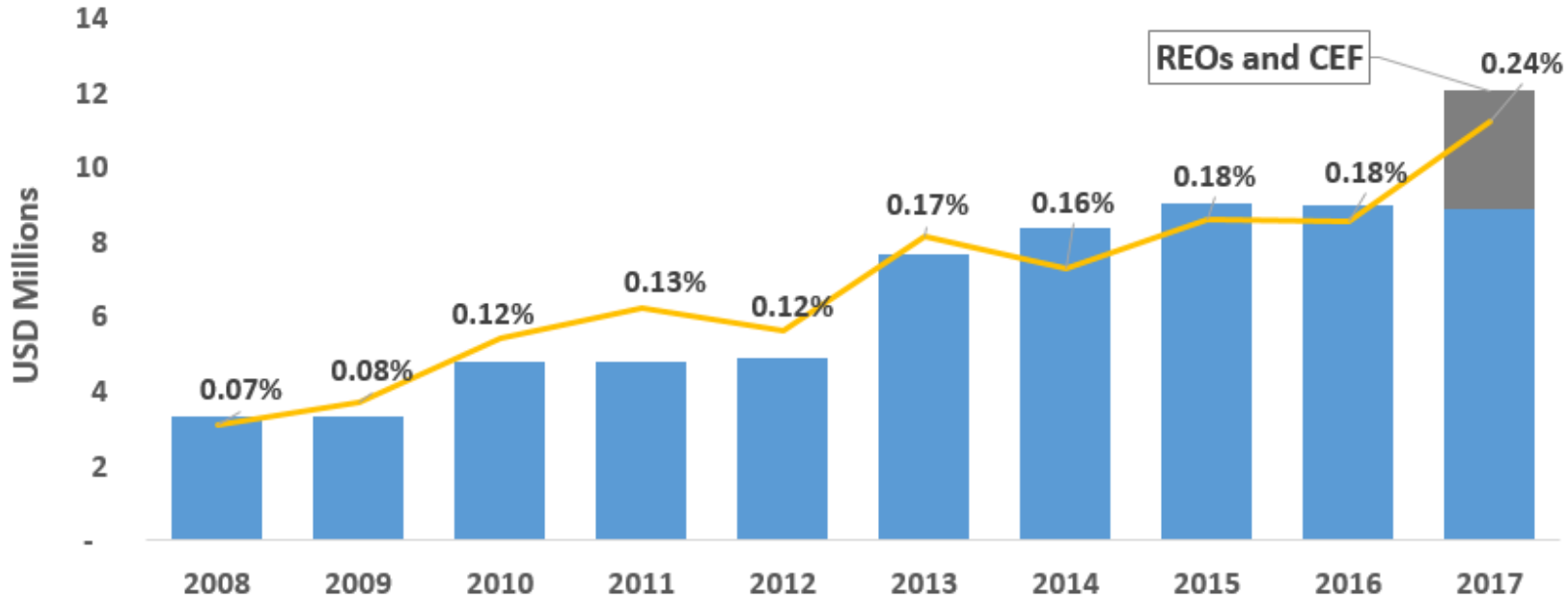


Inter-Agency Humanitarian Evaluations (IAHE) Steering Group



Rome-based agencies

Resources for evaluation



■ Resources allocated to OEV ■ Resources beyond OEV — % WFP Total Confirmed Contributions

Evaluation Outlook



QCPR



Thank you