



Executive Board Annual Session 8 June 2007

**occupied Palestinian
territory
PRRO 10387.1**



Overall situation

Since January 2006 elections

- PA financial crisis
- Increased closures and movement restrictions
- Fishing restrictions
- Increased Israeli/Palestinian hostilities
- Rise in inter-factional violence



Assessments

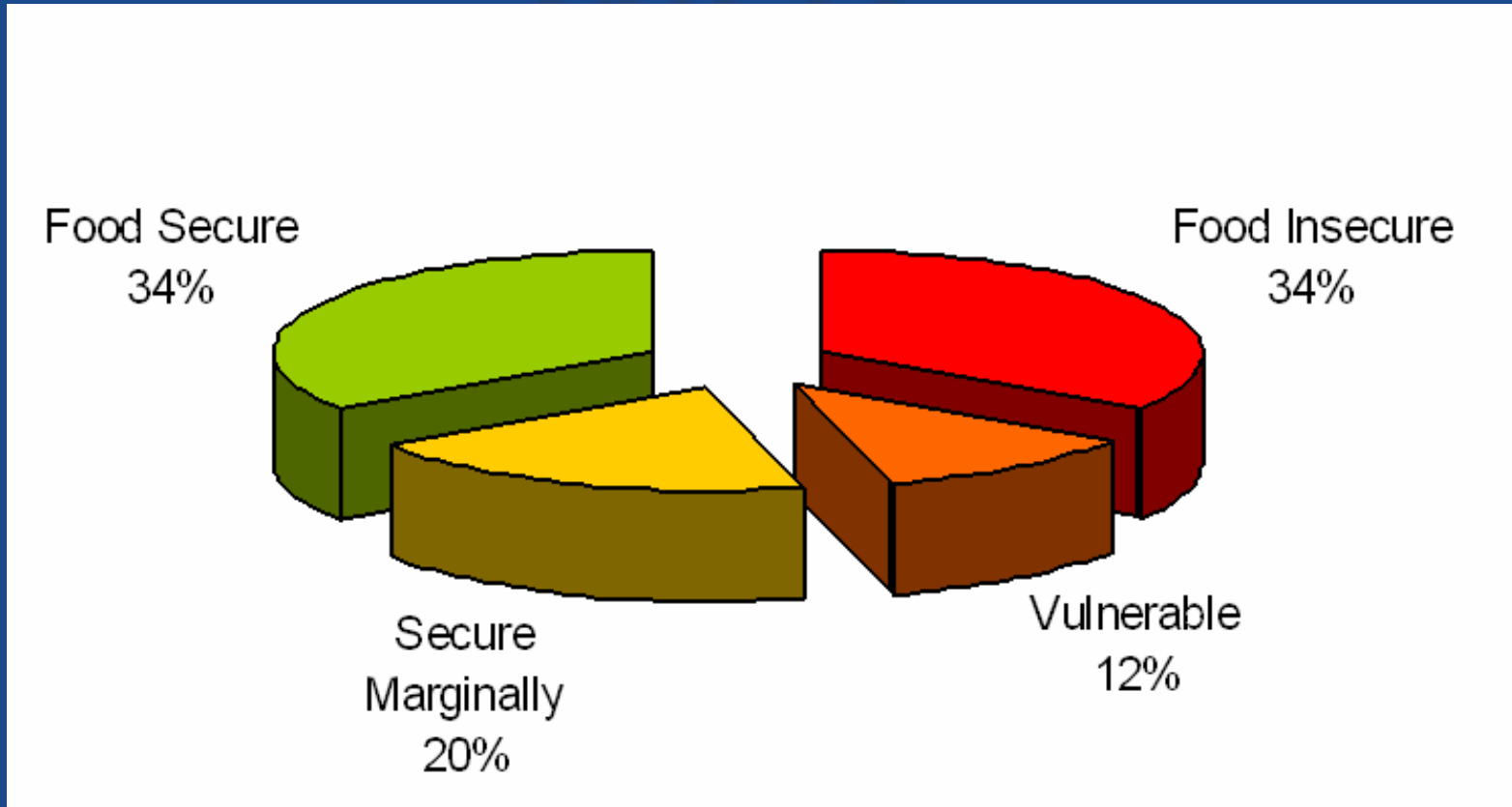
- 1) CFSVA (Nov 06 – Jan 07)
- 2) Nutrition review (Nov-Dec 06) – Micro-nutrient deficiencies
- 3) After-action-review (Nov 06)
- 4) FFE assessment (Nov-Dec 06) – Pilot SF programme
- 5) Food for Work and Food For Training Review (ongoing)





United Nations
World Food
Programme


Food Security Levels in WBGS 2006



■ Food Insecure ■ Vulnerable ■ Marginally Secure ■ Food Secure

Component 1 – Protracted and emergency relief

43% of overall PRRO –286,000 beneficiaries

- Assistance to the destitute (2,046 kcal)
 - Assistance to the vulnerable (1,375 kcal)
 - Contingency emergency assistance (2,015 kcal)
- 



United Nations
World Food
Programme

Emergency assistance

Distribution to destitute households- Yatta, Hebron-07

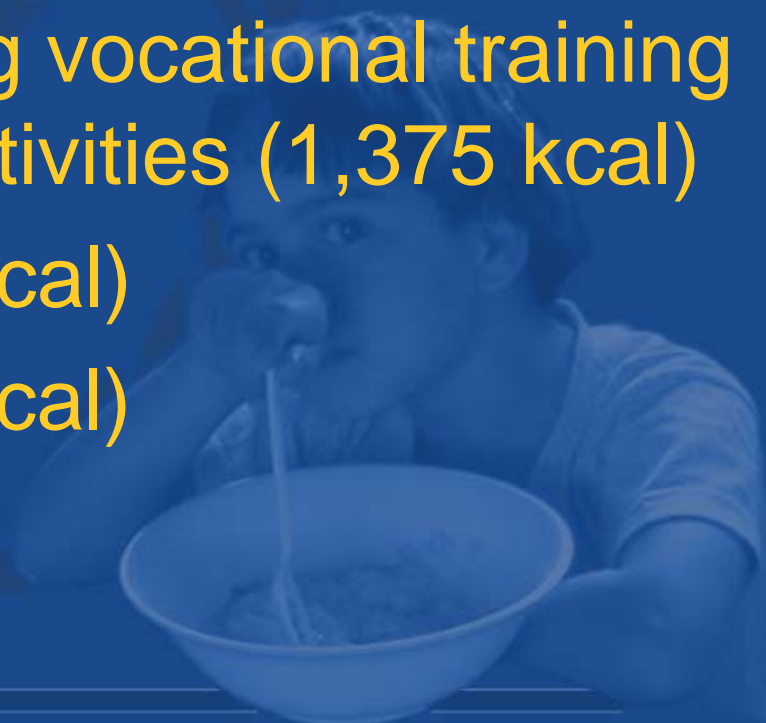
Canned meat and bread distribution to populations caught under curfew in Beit Hanoun, Gaza -06



Component 2 – Productive activities and skills development

57% of overall PRRO – 379,000 beneficiaries

- Food for Work focusing on specific sectors such as agriculture (2,175kcal)
- Food for Training including vocational training and income generating activities (1,375 kcal)
- Life skills training (1,375 kcal)
- Food-for-education (537 kcal)



Component 3 – Knowledge base, partnerships and advocacy

- Strategic Partnerships in Food Security: PNA, FAO, WHO, UNICEF, UNRWA, ICRC.
- Joint activities:
 - Joint food security group (FAO/WFP), milestone for the food security monitoring system.
 - Nutrition surveillance system (WHO, UNICEF, MOH)
 - Regular market price analysis from VAM
 - WHO/WFP collaboration on logistics
 - ICRC/WFP joint emergency response in Gaza
 - UNRWA/WFP levels of partnership (managerial, food security group, logistics/procurement, VAM, nutrition joint emergency assessments and response)

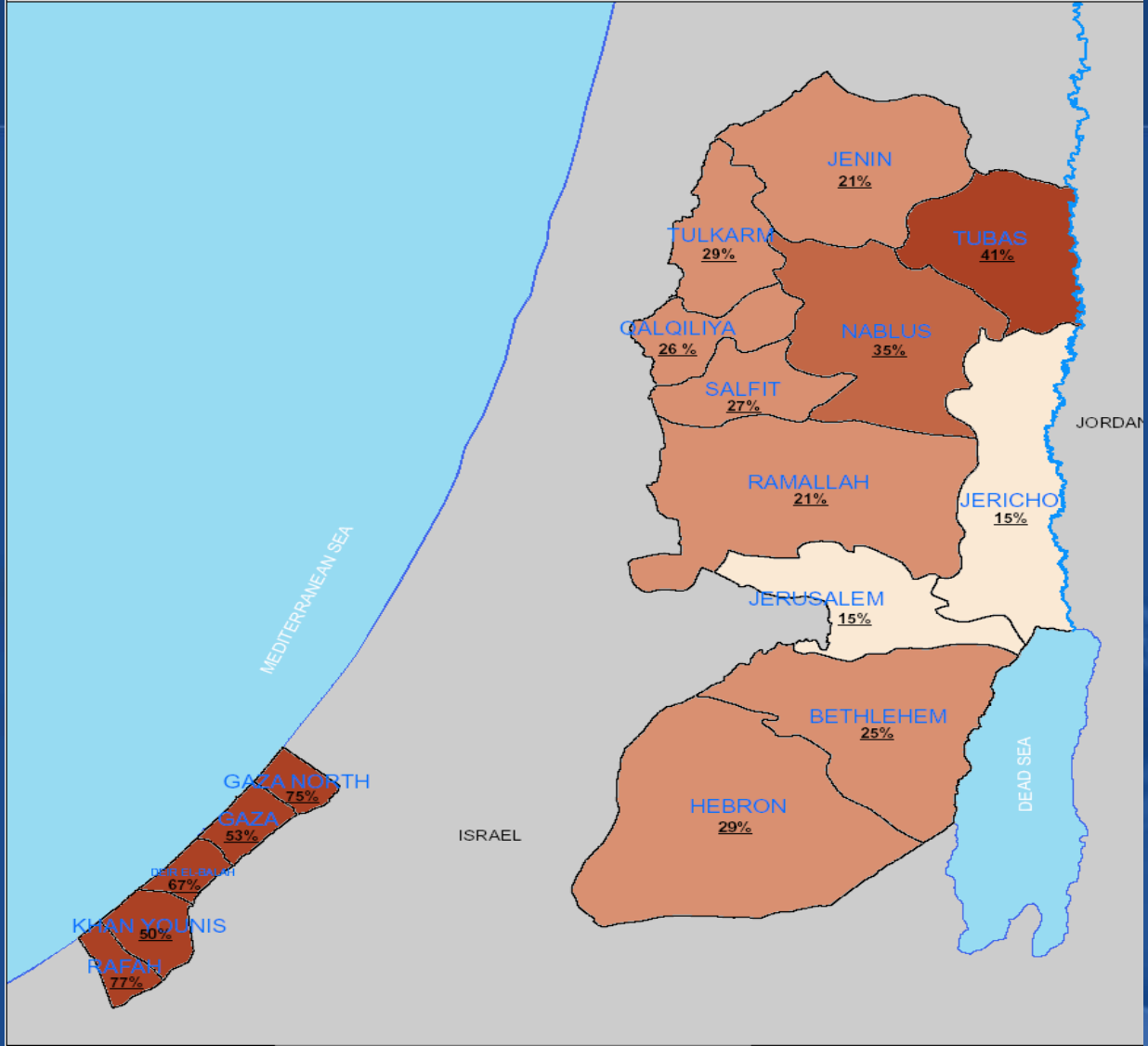


United Nations
World Food Programme



UNITED NATIONS WORLD FOOD PROGRAMME

Food Insecurity Level in the West Bank and Gaza Strip in the Non Refugee Population (2006)



Percentage of Food Insecure People among Non-Refugees Population

- 15% and Less
- 16- 30%
- 31- 40%
- 41% and Above



Map produced by: WFP - VAM oPt, May, 2007.
Source of Base Spatial Data: PA Ministry of Planning
Source of Non spatial data is WFP.
The designators employed and the presentation of material on this map do not imply the expression of any opinion whatsoever on the part of the Secretariat of the United Nations concerning the legal status of any country, territory, city or area or of its authorities, or concerning the delimitations of its frontiers or boundaries.