

برنامج
الأغذية
العالمي



Programme
Alimentaire
Mondial

World
Food
Programme

Programa
Mundial
de Alimentos

2010 2 8-11

6

*



WFP/EB.1/2010/6-F/1
2010 1 12

2010–2011

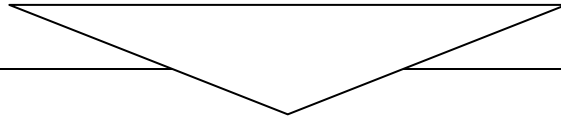


*

2000

3

<http://www.wfp.org/eb>



G. Casar 066513-2885

S. O'Brien 066513-2682

J. Crisci 066513-2704

I. Carpitella

066513-2645



*

“ 2010-2011 ” WFP/EB.1/2010/6-F/1

*



1. 2010–2011 2009 12

2. 2010–2011 89.5
ISC 4.76 “
PSA ”

3. ” “

4. /

5. “ ”

6. 2010–2011 89.5 83.7
46 2010 43.5 2011

7. 1 2010 5.95 95.5
52 2010

1	2010	—	
		*	
	75.4	316.2	240.8
	858.9	969.4	110.5
	244.9	325.3	80.4
	302.7	352.1	49.4
	3 124.3	3 237.8	113.5
	4 606.2	5 200.8	594.6

*

8. EMOP 880 IDPs 260
27.2

9.



10. 10 9

11.

640

12.

PRRO

640

2010

13.

2010

14.

CP

2 590

2 610

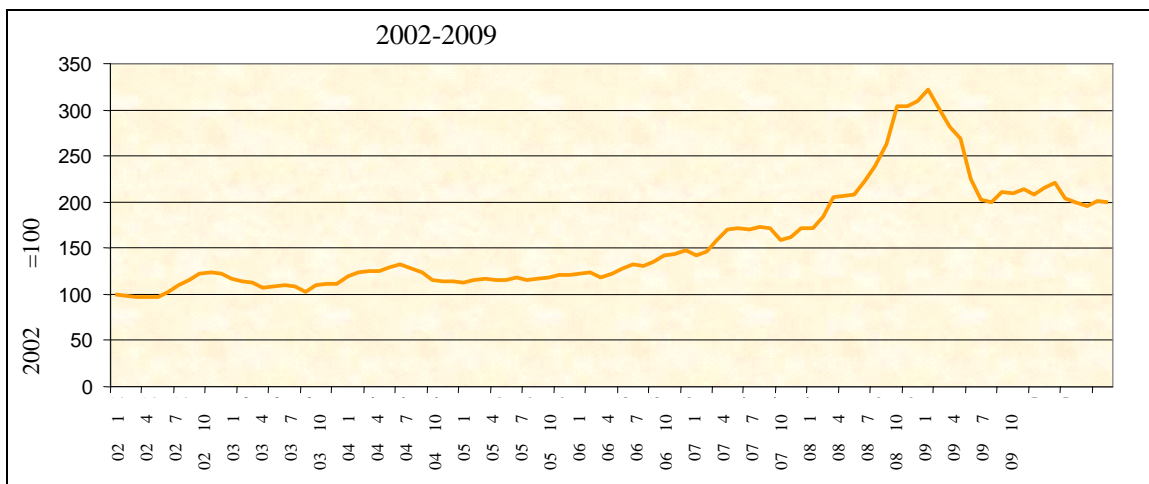
3 380

2 770

15.

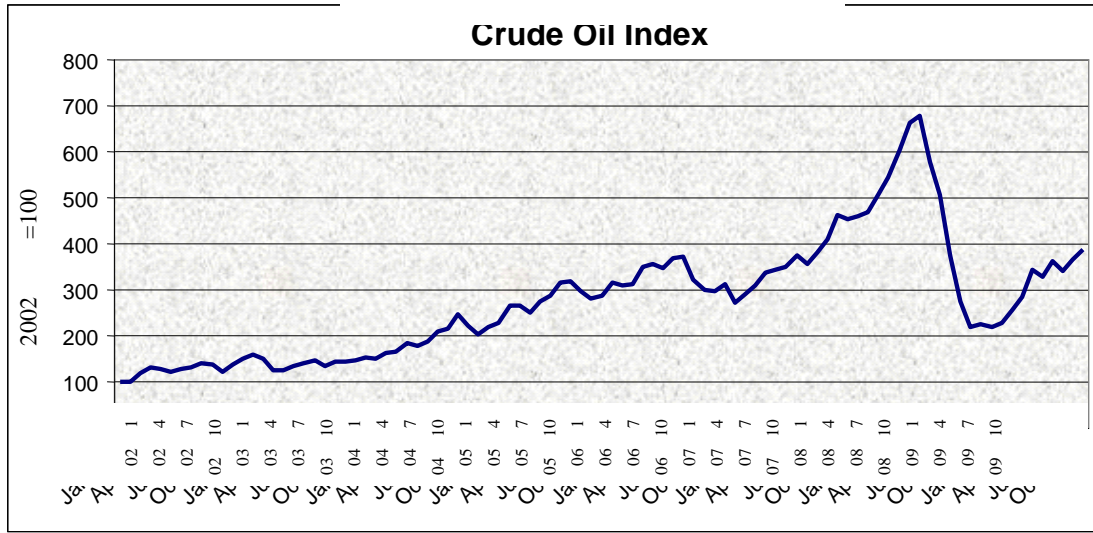
FAO

2009



16. 20% 60 5 61% 5 20%
 17. 2009 12 5 100% 1 2007-2008

18.



19. 2010 2008 2008
 2010-2011

20.

21. 2009 40
 22. 2010-2011 75 4.76
 89.5 84%
 23. 75 37.5

24. " " " " " 2

1 2009 11 13
 2 2009 12 9

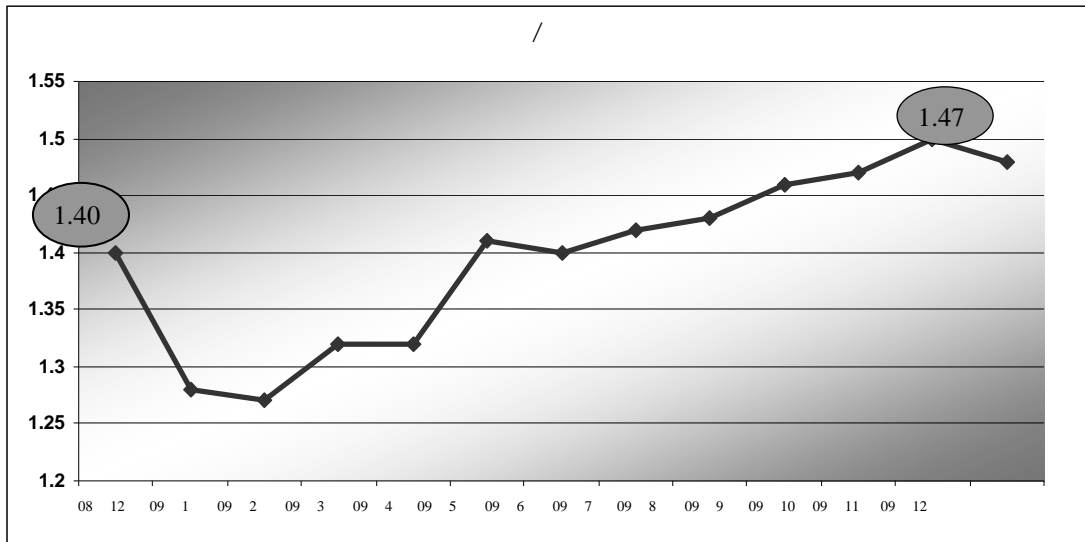


2 2010–2011 “ ”		
2010 1 1	70.4	96.7
2010–2011 7%	476.0	476.0
2010–2011 “ ”	(476.0)	(476.0)
2010–2011	(25.9)	(25.9)
	(501.9)	(501.9)
2011 12 31	44.5	70.8

- 25. 2010–2011 “ ” 7 080
4 450 2 630
- 26. 2009 2010 2009
“ ”
4 “ ”
- 27. “ ” “ ”

-
- 28. “ ”
2008 “ ”
” 1 1.44 2009 “ 480
 - 29. 2009 6 2010 2011 500
2009 7 1 1.41 /
” “
 - 30. 1 / 2009 2008





31. 2010

32. 2009 10

-
-
-
-

33. “ ”

34.

35.

36. 2010



CP
EMOP
FAO
IDP
ISC
PRRO
PSA