



Corporate Planning and Performance Division

Implementation status of evaluation recommendations (ISR) report for 2021

Executive Board Annual Session, 20-24 June 2022



World Food Programme

**SAVING
LIVES
CHANGING
LIVES**

Item 7f for consideration

Purpose and scope of the ISR report




Learning and accountability mechanism providing an overview of WFP's **uptake of evaluation recommendations**

Covers the entire duration of WFP's previous **evaluation policy** (2016-2021)

Enhanced and more granular **analysis** in response to **Executive Board comments** last year

Deep dive on recommendations related to **cross-cutting priorities**

WFP produced an average of **32 evaluations per year in 2016-2021**, compared to an average of 18 evaluations each year between 2010-2015 (**78% increase**)

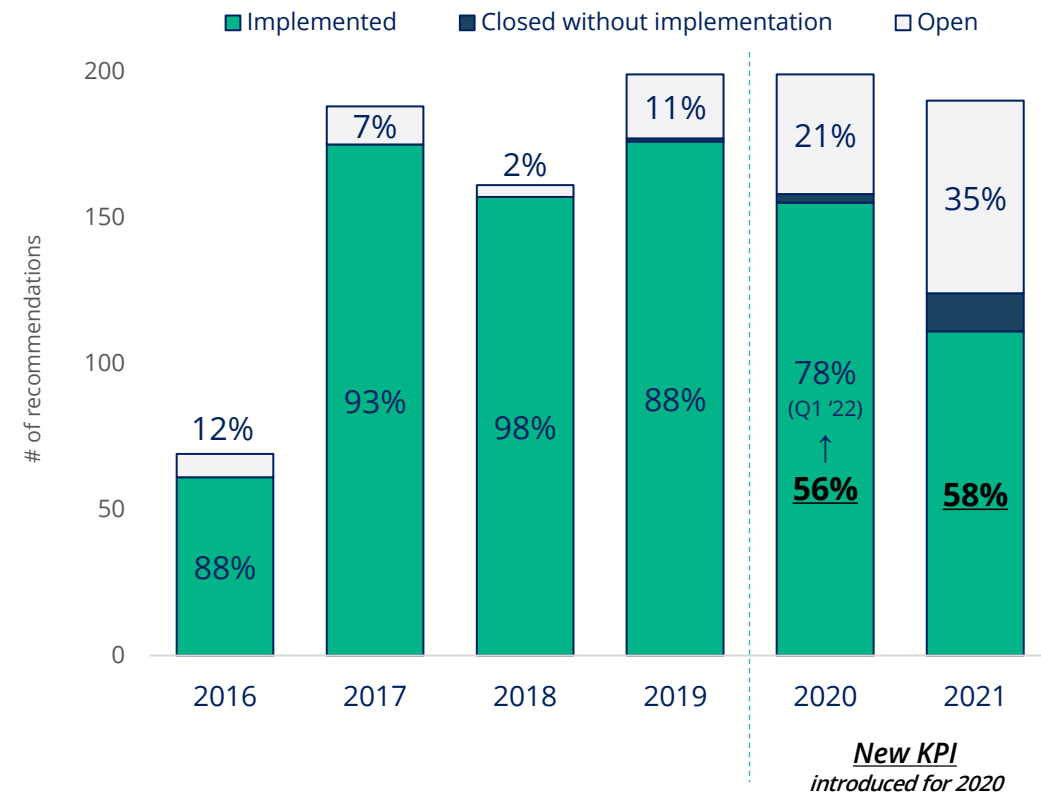


Overall implementation of recommendations 2016-2021

Key findings

- **1,005 recommendations** for the total period implemented at 84% to date
- Recommendations due in **2020** now at **78%** implementation, up from **56%** (KPI as reported in Q1 2021)
- The percentage of evaluation recommendations implemented for **2021** at **58%** (KPI)
- For **2016-2019**, between **88%** and **98%** have now been implemented

Implementation of recommendations due in 2016-2021



Note: Final data for this report as of Q1 2022

Implementation of recommendations by evaluation type

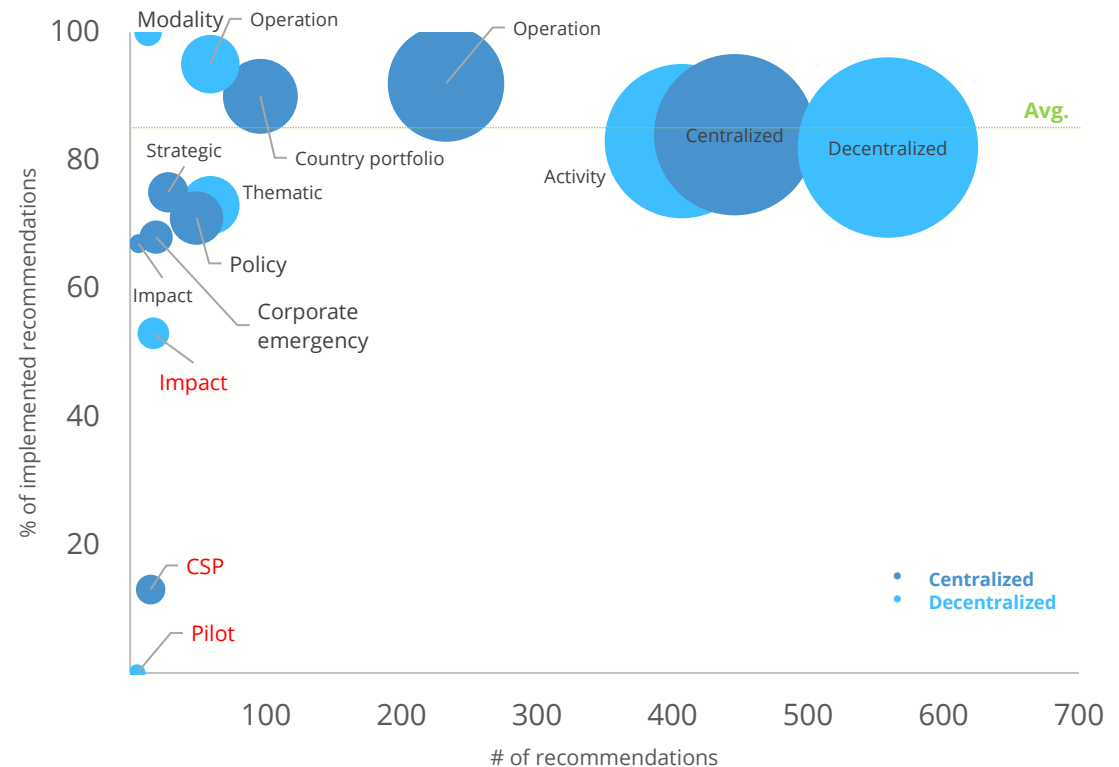
Key findings

Of the 1,005 recommendations, **445** were from **centralized** evaluations while **560** arose from **decentralized** evaluations

- There were similar implementation rates between CEs and DEs: **84%** vs **82%**

Low progress was observed in **pilot, CSP** and (decentralized) **impact** evaluations

- There are **few** and more **recent** recommendations in these 3 categories; overall implementation is still in progress



Implementation of recommendations by cross-cutting priority

Key findings

MOPAN and similar external reviews: Standards require that WFP systematically applies these priorities

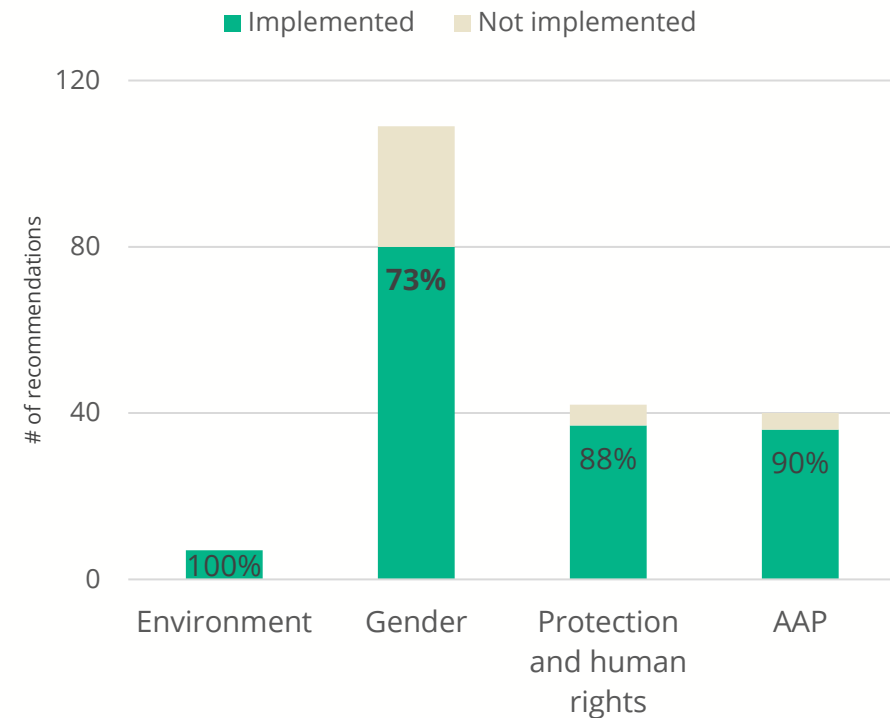
Of the **198** related recommendations, **81%** were implemented

Gender

Most were about gender, with a slightly lower implementation rate at **73%**

WFP is better at implementing gender recommendations from **operations** (91%) and **activity** (84%) evaluations

Gender recommendations from **thematic** evaluations stand at 63% implementation. These are more **structural and systemic**



Key conclusions

Challenges

WFP is often challenged to meet implementation deadlines

Reporting gaps

Some reporting gaps, mainly older recommendations

Closing the cycle

All offices instructed to close all recommendations due for years 2016-2019 during 2022

Recommendations are eventually implemented

High level of use of evaluation looking at multi-year implementation rates (UN JIU)

Looking ahead

- **Strategic Plan and CRF 2022-2025** place increased emphasis on evidence and learning
- Specifically, **Management Result 5 on evidence and learning** contains outputs and KPIs related to this
- **New evaluation policy** and implementation reviews

Q&A

Thank you



World Food Programme