



World Food  
Programme

2016

# Annual Performance Report Highlights

12 June 2017

# 2016: An exceptional year at a glance



## Historic high of emergencies

- 80% resources invested in saving lives
- New and innovative ways to ensure humanitarian access



## Record level of contributions

- USD 5.8 billion received against USD 8.9 billion needs
- Growth of host government contributions



## Strategic Plan

- Performance trends 2014-2016
- Transformation towards Agenda 2030

# People assisted by WFP



**82.2 million vulnerable people**  
received food or cash

An additional 1.8 million were assisted directly through Trust Fund Projects

**More than 2 million** were people exposed to nutrition messaging  
**Over 1.5 million** farmers were connected to local markets  
**290,000** humanitarian workers were flown on UNHAS planes  
**80,000** government and partner staff were trained

**13.2 million people** indirectly benefited from assets rehabilitated/created by WFP

**More than 70 million people** are expected to benefit from government programmes designed and deployed with WFP support

# Performance highlights



**Expanding CBT programmes**



**Boosting nutritious capabilities of food assistance**



**Providing school meals**



**Ensuring resilience of communities and preserving livelihoods**

# Cross-cutting commitments



**54**

**countries where WFP improved women decision making over use of resources**



**71**

**percent of WFP country offices with beneficiary feedback mechanisms in place**

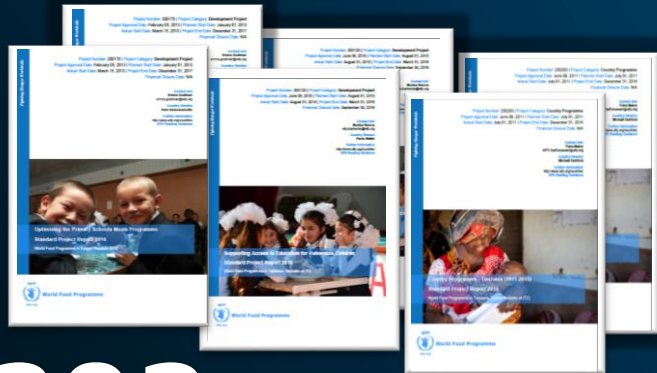
# Achieving the outcome targets

## Monitoring



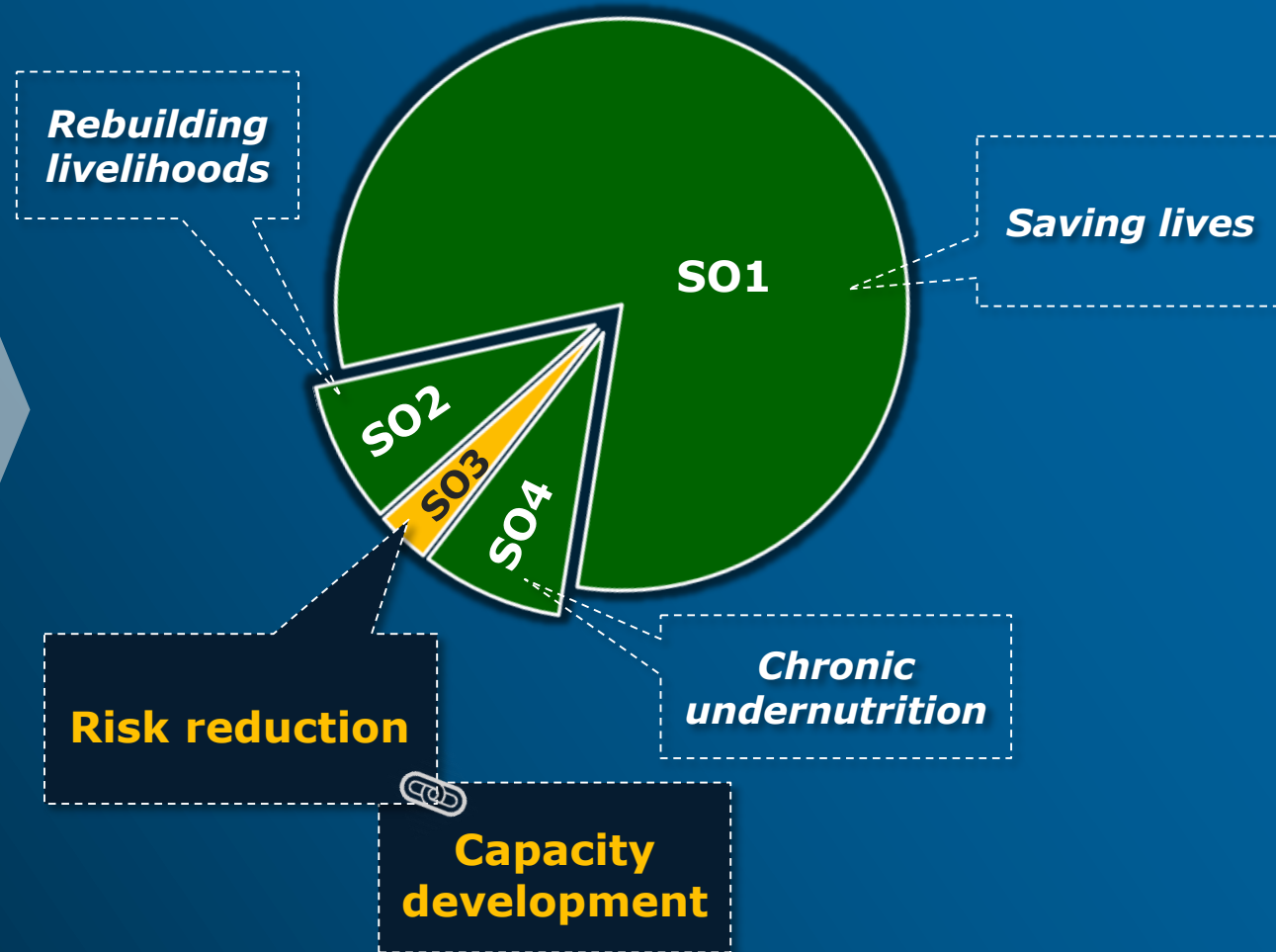
**85%** outcomes monitored in emergencies

## Reporting



**202** projects capturing the performance story

## Corporate performance



# Management performance

## People



**Talent management**

## Partnerships



**Beyond counting partnerships**

## Processes & Systems



**Measuring the effectiveness of processes**

## Programmes



**Increase use of feedback mechanisms**

## Accountability and Funding



**Need to strengthen ERM process**




**Risk and control issues**

**Develop risk metrics that will inform the report in 2017**

# Corporate Annual Reporting in 2017

## Strategic Results Framework



approx. **170** SPRs


## Corporate Results Framework



**10** SPRs



**12** ACRs



## Annual Performance Report 2017

Covering transition scenarios – linking to SDGs