

# Hunger and malnutrition in Latin America & the Caribbean

## INTERRELATED CHALLENGES REQUIRING AN INTEGRATED APPROACH



II REGULAR SESSION OF THE EXECUTIVE BOARD  
ROME 08 12 NOVEMBER 2010



**World Food Programme**

By Pedro Medrano  
Regional Director for Latin America and the Caribbean  
World Food Programme

## 2. INTERRELATED VULNERABILITIES RECURRENT NATURAL DISASTERS IN LATIN AMERICA AND THE CARIBBEAN

NATURAL DISASTERS BY DISTRICT

NATURAL DISASTERS: LANDSLIDES

NATURAL DISASTERS: DROUGHTS

NATURAL DISASTERS: EARTHQUAKE

NATURAL DISASTERS: WIDSTORMS

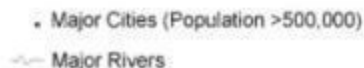
NATURAL DISASTERS: VOLCANIC

NATURAL DISASTERS: FLOODS

NATURAL DISASTERS BY TYPE



### EXPLANATION



Source: U.S. Geological Survey (USGS)

# 3. INTERRELATED VULNERABILITIES

## RECURRENT NATURAL DISASTERS IN HAITI

5	MODERATE	7,261,000
6	STRONG	1,049,000
7	VERY STRONG	571,000
8	SEVERE	314,000
9	VIOLENT	2,246,000
10 <sup>A</sup>	EXTREME	332,000

\*Mbt is a measure of ground shaking and is different from overall earthquake magnitude as measured by the Richter Scale.  
\*Area shown on map may fall within Mbt classifications, but can attribute the areas of heaviest shaking based on USGS data.

Source: USGS/PAGER Alert Version: 8

**EARTHQUAKE EPICENTER**

**REGISTERED CHOLERA CASES TIMELINE**

**HURRICANE TOMAS TRAJECTORY (SHORES AT RISK)**





# Grande Saline and surrounding villages

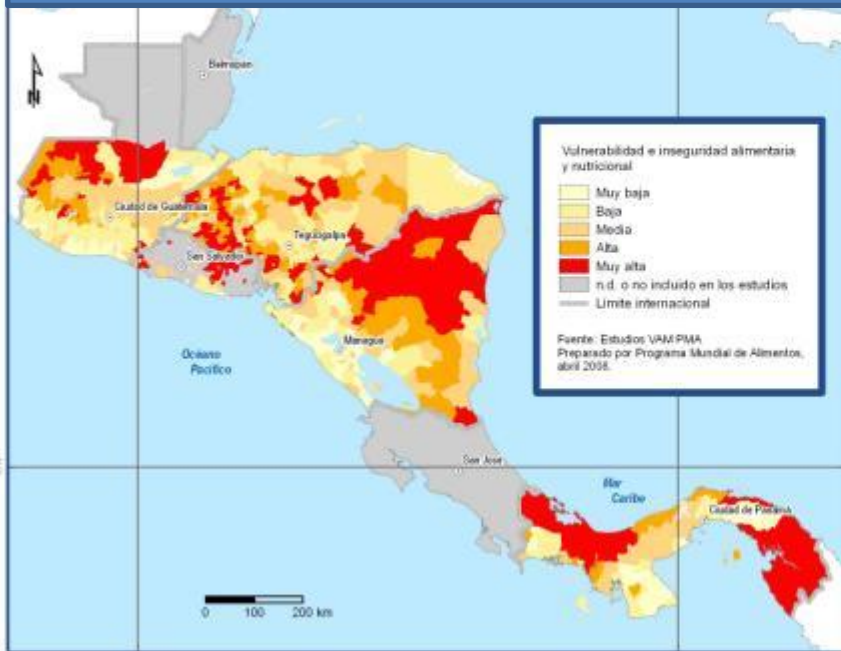


# Gonnaives- Lower area flooded



# 4. INTERRELATED VULNERABILITIES: RECURRENT NATURAL DISASTERS / FOOD INSECURITY IN CENTRAL AMERICA

## LEVEL OF VULNERABILITY AND FOOD INSECURITY BY HOUSEHOLD



## NUMBER OF NATURAL DISASTERS BY DEPARTMENT



Las fronteras, nombres y designaciones usadas en este mapa, no replican endorse oficial o aceptación por parte de las Naciones Unidas



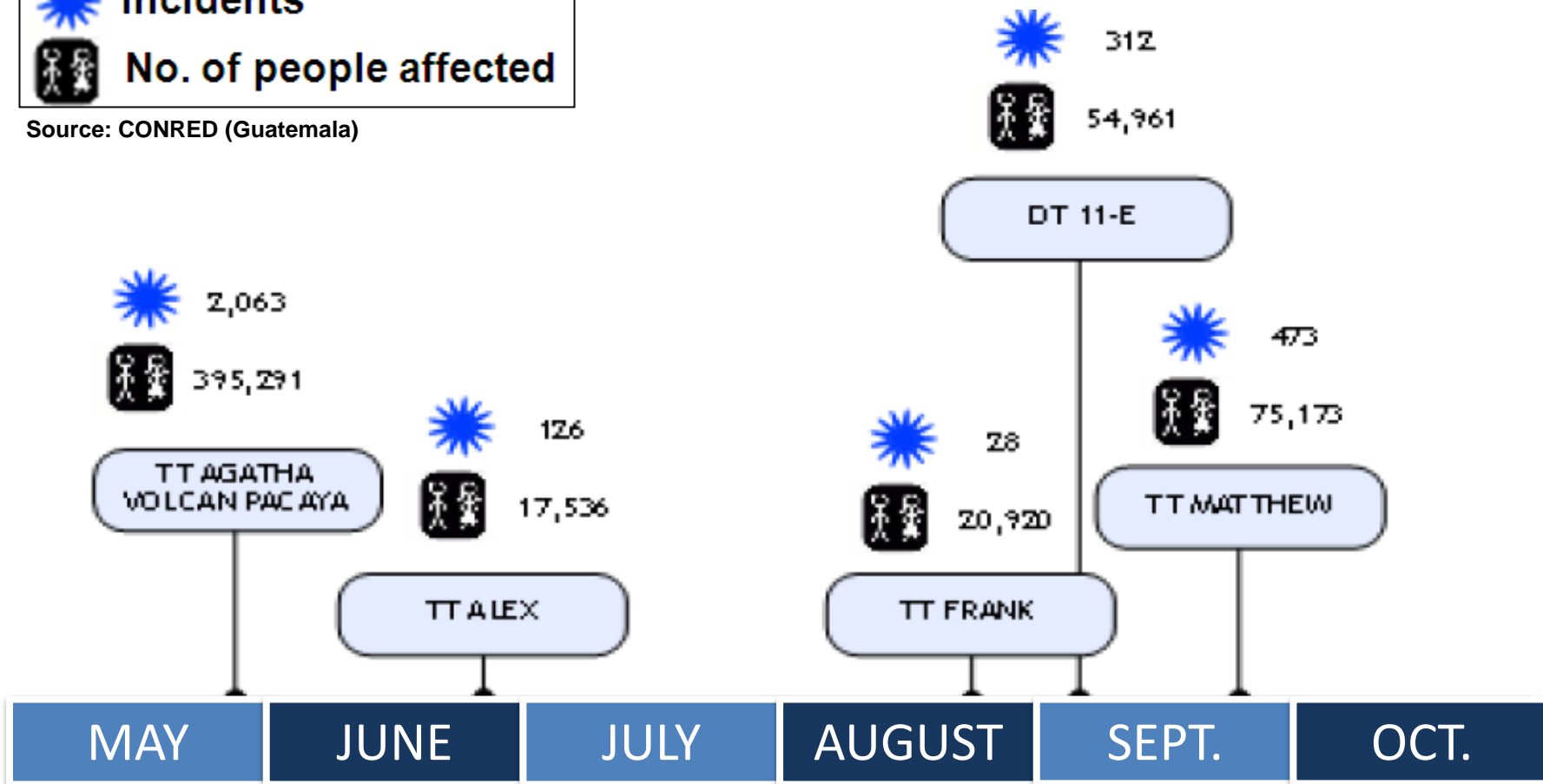
# 5. INTERRELATED VULNERABILITIES

## RECURRENT NATURAL DISASTERS IN GUATEMALA

 **Incidents**

 **No. of people affected**

Source: CONRED (Guatemala)



## 6. INTERRELATED VULNERABILITIES: HIGH CHRONIC UNDERNUTRITION IN CENTRAL AMERICA

### CENTRAL AMERICA AND DOMINICAN REPUBLIC. (SICA) ESTIMATED NUMBER OF CHRONICALLY UNDERNOURISHED CHILDREN

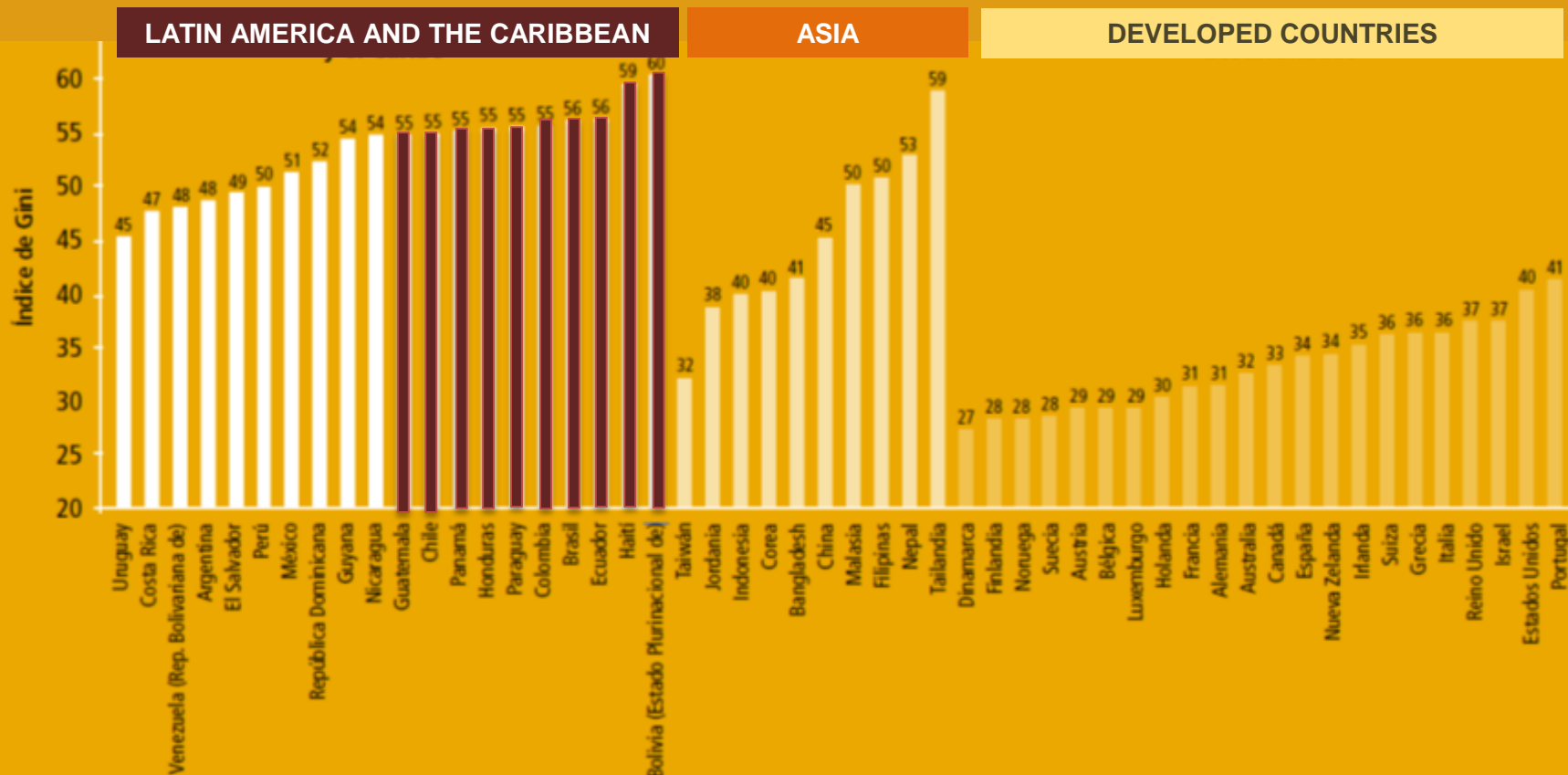
Countries	Population under 5 (thousands)	Prevalence of stunting (H/A < - 2 DE according to WHO reference)	Estimated number of stunted children (under-5)	Percentage respect to Central America and the Dominican Republic totals
<b>Belize</b>	<b>36</b>	<b>22.00%</b>	<b>7,920</b>	<b>0.42%</b>
<b>Costa Rica</b>	<b>376</b>	<b>5.60%</b>	<b>21,056</b>	<b>1.10%</b>
<b>El Salvador</b>	<b>608</b>	<b>19.20%</b>	<b>116,736</b>	<b>6.12%</b>
<b>Guatemala</b>	<b>2118</b>	<b>54.50%</b>	<b>1,154,310</b>	<b>60.52%</b>
<b>Honduras</b>	<b>958</b>	<b>30.10%</b>	<b>288,358</b>	<b>15.12%</b>
<b>Nicaragua</b>	<b>675</b>	<b>21.70%</b>	<b>146,475</b>	<b>7.68%</b>
<b>Panama</b>	<b>345</b>	<b>19.10%</b>	<b>65,895</b>	<b>3.46%</b>
<b>Dominican Republic</b>	<b>1086</b>	<b>9.80%</b>	<b>106,428</b>	<b>5.58%</b>
		<b>Total:</b>	<b>1,907,178</b>	<b>100%</b>

Source: Produced by WFP in 2010 using last available data, according to new WHO growth standards. Estimated total under 5 population based on UNICEF (The State of the World's Children, 2010).

For chronic undernutrition prevalences: last National Demographics and Health Surveys available, UNICEF (The State of the World's Children, 2010) and PAHO (Malnutrition in infants and young children in Latin America and the Caribbean: achieving the Millennium Development Goals, 2008). Belize: UNICEF, 2010. Costa Rica: ENN, 2008-2009. El Salvador: FESAL 2008. Guatemala and Honduras: PAHO, 2008. Nicaragua: ENDESA 2006/2007. Panamá: ENV, 2008. Dominican Republic: ENDESA, 2007.

# 7. INTERRELATED VULNERABILITIES INEQUALITIES IN LATIN AMERICA AND THE CARIBBEAN

GINI INDEX BY REGION (HOUSEHOLD INCOME PER CAPITA)

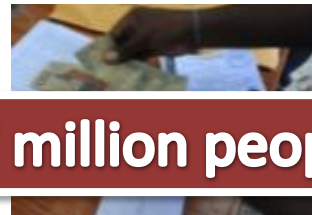



Note: The GINI index considered in each case corresponds to the last year for which there data available for the period 1995-2005.

Source: Gasparini et al. (2009a) based on SEDLAC (CEDLAS and World Bank, 2010).



## 8. TOOLS ADAPTED TO GOVERNMENT NEEDS: HAITI EARTHQUAKE



**1.7 million people assisted**

## 9. TOOLS ADAPTED TO GOVERNMENT NEEDS: P4P IN CENTRAL AMERICA



# P4P

### El Salvador

**2,460** Farmers benefiting in **14** organizations

### Guatemala

**18,000** Farmers benefiting in **81** organizations

### Honduras

**4,380** Farmers benefiting in **31** organizations

### Nicaragua

**16,750** Farmers benefiting in **9** organizations

### TOTALS TO DATE

**No. of Small Farmers: 42,000**

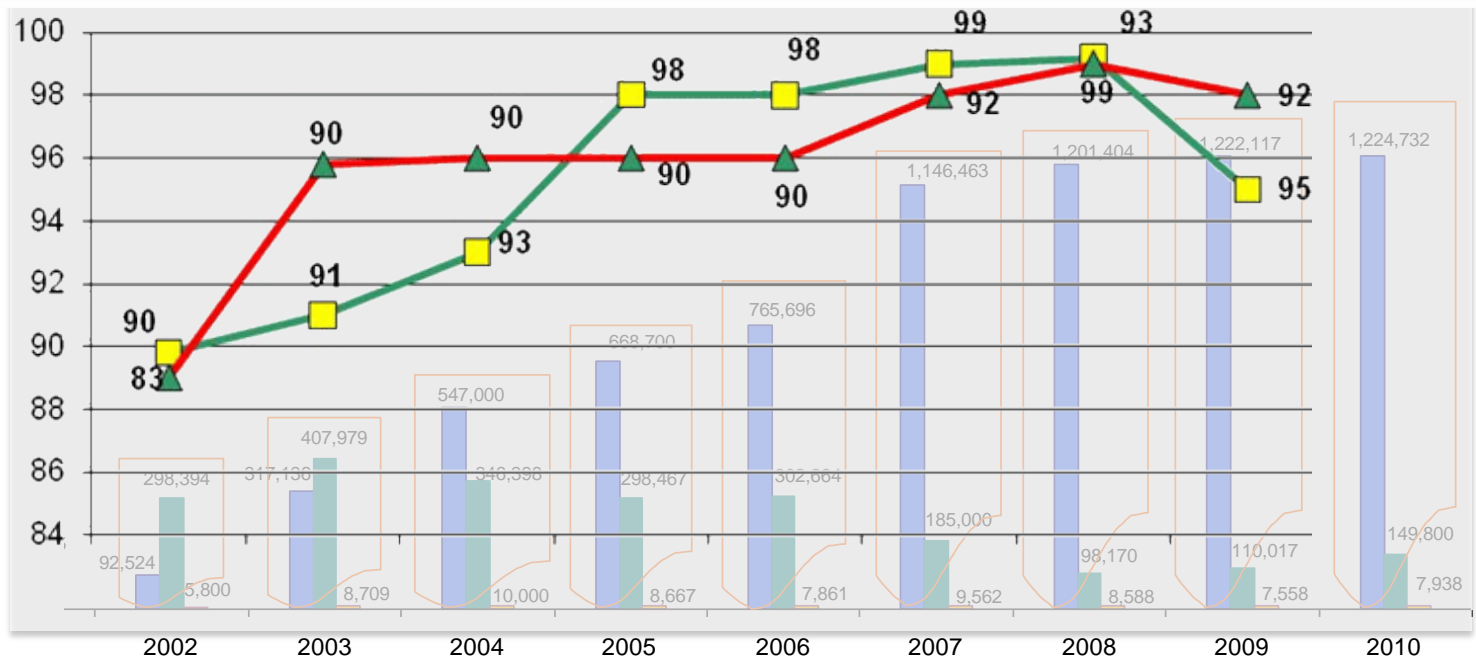
**Organizations: 135**

**MT Purchased: 14.500**

# 10. TOOLS ADAPTED TO GOVERNMENT NEEDS: SCHOOL MEALS PROGRAM IN HONDURAS

■ Attendance    
 ▲ Net Enrollment Rates (NER)

Percentage



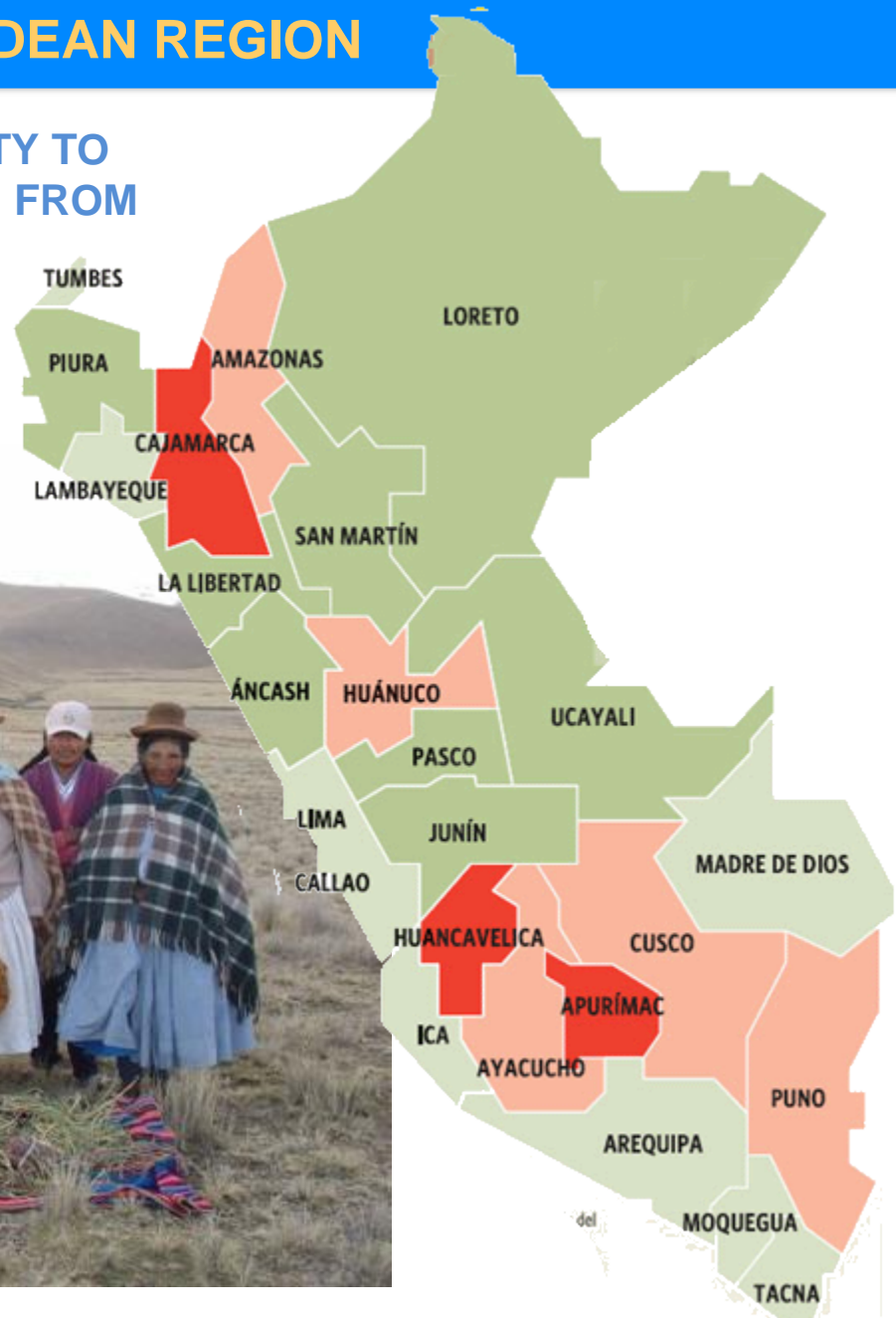
■ Gov. of Honduras    
 ■ WFP    
 ■ Private Sec. Partners



# 11. TOOLS ADAPTED TO GOVERNMENT NEEDS: CAPACITY BUILDING IN THE ANDEAN REGION

PERU: MAP OF THE VULNERABILITY TO  
CHILD CHRONIC UNDERNUTRITION FROM  
A POVERTY PERSPECTIVE.  
(WFP-UNDP 2010)

HIGHLY VULNERABLE REGIONS



# GRACIAS!

## **World Food Programme**

Latin America and the Caribbean (ODP)  
Avenida Vicente Bonilla Nº 814-815, Clayton, Ciudad del Saber.

P.O. Box 0819-10751, El Dorado, Panamá, República de Panamá



**World Food Programme**

