

برنامج  
الأغذية  
العالمي



Programme  
Alimentaire  
Mondial

World  
Food  
Programme

Programa  
Mundial  
de Alimentos

**Executive Board  
Annual Session**

**Rome, 27 - 29 May 1997**

## **WFP EMERGENCY RELIEF ACTIVITIES IN 1996**

**Agenda item 3 b)**



Distribution: GENERAL  
**WFP/EB.A/97/3-B/Add.2**

08/01/00  
ORIGINAL: ENGLISH

## **UN CONSOLIDATED INTER- AGENCY HUMANITARIAN ASSISTANCE APPEALS: SUMMARY OF REQUIREMENTS AND CONTRIBUTIONS**

This document is produced in a limited number of copies. Delegates and observers are kindly requested to bring it to the meetings and to refrain from asking for additional

## NOTE TO THE EXECUTIVE BOARD

**This document is submitted for consideration to the Executive Board.**

Pursuant to the decisions taken on the methods of work by the Executive Board at its First Regular Session of 1996, the documentation prepared by the Secretariat for the Board has been kept brief and decision-oriented. The meetings of the Executive Board are to be conducted in a business-like manner, with increased dialogue and exchanges between delegations and the Secretariat. Efforts to promote these guiding principles will continue to be pursued by the Secretariat.

The Secretariat therefore invites members of the Board who may have questions of a technical nature with regard to this document, to contact the WFP staff member(s) listed below, preferably well in advance of the Board's meeting. This procedure is designed to facilitate the Board's consideration of the document in the plenary.

The WFP focal points for this document are:

Director, ODP:                      P. Arès    tel.: 5228-2501

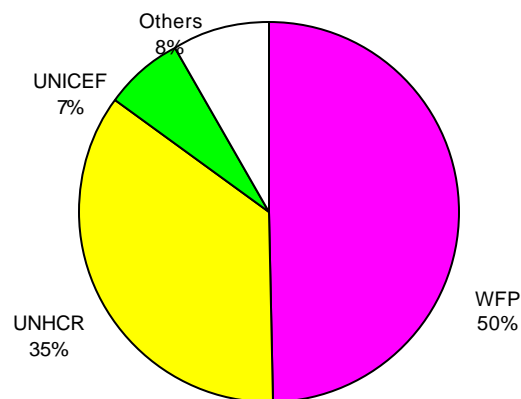
Programme Officer:                Ms. D. Hicks                                      tel.: 5228-2812

Should you have any questions regarding matters of dispatch of documentation for the Executive Board, please contact the Documentation and Meetings Clerk (tel.: 5228-2641).

- 
1. The attached tables illustrate the distribution of requirements and contributions (in United States dollars) among the main providers of United Nations humanitarian assistance for each consolidated inter-agency appeal launched in 1996. The requirements and contributions of other United Nations agencies, which are of significantly smaller value, have been grouped together under the heading “Others”.

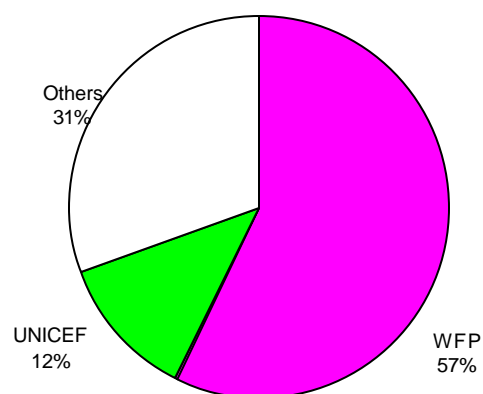
Global				
Appealing Org.tions	Req.ments (mil \$)	(%)	Income (mil \$)	(%)
<b>WFP</b>	<b>969.9</b>	<b>39.6</b>	<b>799.4</b>	<b>49.7</b>
UNHCR	769.8	31.4	566.9	35.3
UNICEF	222.6	9.1	106.3	6.6
Others	487.2	19.9	134.7	8.4
<b>TOTAL</b>	<b>2449.5</b>	<b>100</b>	<b>1607.3</b>	<b>100</b>

Share of UN Agencies in Total 1996 Income



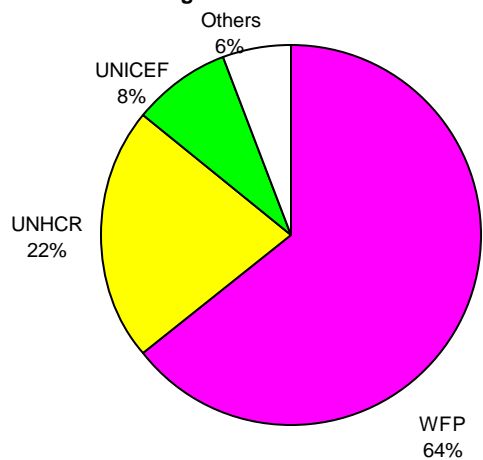
Angola				
Date: 19.04.96				
Timeframe: Jan 96 - Dec 96				
Appealing Org.tions	Req.ments (mil \$)	(%)	Income (mil \$)	(%)
<b>WFP</b>	<b>54.3</b>	<b>28.7</b>	<b>67.5</b>	<b>57.3</b>
UNHCR	0	0	0	0
UNICEF	34.4	18.2	14.2	12.1
Others	100.2	53.1	36	30.6
<b>TOTAL</b>	<b>188.9</b>	<b>100</b>	<b>117.7</b>	<b>100</b>

Share of UN Agencies in Total 1996 Income



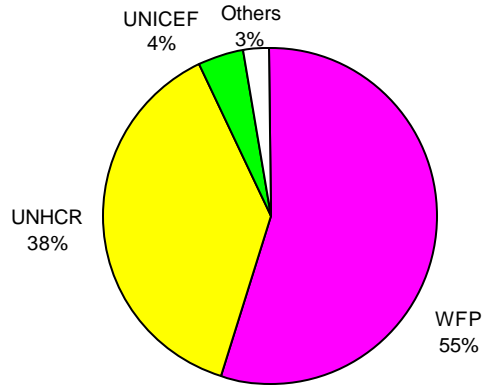
Eastern Zaire				
Date: 18.11.96				
Timeframe: Nov 96 - Jan 97				
Appealing Org.tions	Req.ments (mil \$)	(%)	Income (mil \$)	(%)
<b>WFP</b>	<b>149.9</b>	<b>57.8</b>	<b>89.2</b>	<b>64</b>
UNHCR	67	25.8	30.1	21.6
UNICEF	14.5	5.6	11.7	8.4
Others	28.1	10.8	8.2	5.9
<b>TOTAL</b>	<b>259.5</b>	<b>100</b>	<b>139.2</b>	<b>100</b>

Share of UN Agencies in Total 1996 Income



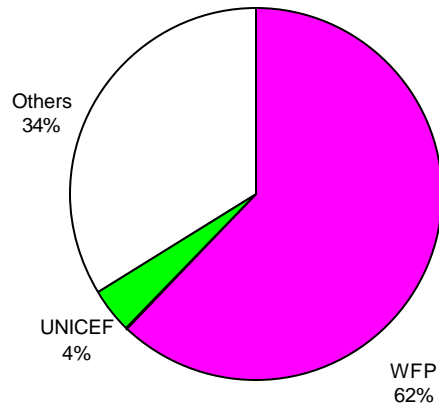
Great Lakes Region				
Date:		February 96		
Timeframe:		Jan 96 - Jan 97		
Appealing Org.tions	Req.ments (mil \$)	(%)	Income (mil \$)	(%)
<b>WFP</b>	<b>271.7</b>	<b>43.6</b>	<b>316.3</b>	<b>54.8</b>
UNHCR	253	40.6	220.7	38.2
UNICEF	49.2	7.9	25.1	4.4
Others	49.8	8	15.2	2.6
<b>TOTAL</b>	<b>623.7</b>	<b>100</b>	<b>577.3</b>	<b>100</b>

Share of UN Agencies in Total 1996 Income



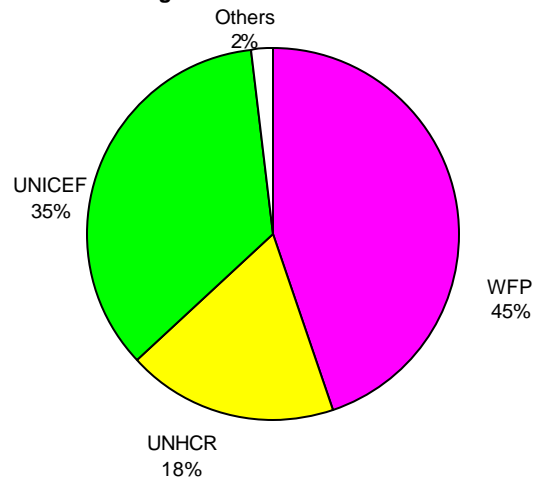
Sierra Leone				
Date:		18.03.96		
Timeframe:		Mar 96 - Feb 97		
Appealing Org.tions	Req.ments (mil \$)	(%)	Income (mil \$)	(%)
<b>WFP</b>	<b>25</b>	<b>43.3</b>	<b>23.2</b>	<b>62.2</b>
UNHCR	0	0	0	0
UNICEF	6.3	10.8	1.5	3.9
Others	26.5	45.9	12.6	33.8
<b>TOTAL</b>	<b>57.8</b>	<b>100</b>	<b>37.3</b>	<b>100</b>

Share of UN Agencies in Total 1996 Income



Sudan				
Date:		07.02.96		
Timeframe:		Jan 96 - Dec 96		
Appealing Org.tions	Req.ments (mil \$)	(%)	Income (mil \$)	(%)
<b>WFP</b>	<b>12.2</b>	<b>11.3</b>	<b>1</b>	<b>1.7</b>
UNHCR	15.7	14.6	10.1	18.3
UNICEF	39.5	36.7	19.4	35.1
Others	40.3	37.4	24.8	44.9
<b>TOTAL</b>	<b>67.4</b>	<b>62.6</b>	<b>30.5</b>	<b>55.1</b>

Share of UN Agencies in Total 1996 Income

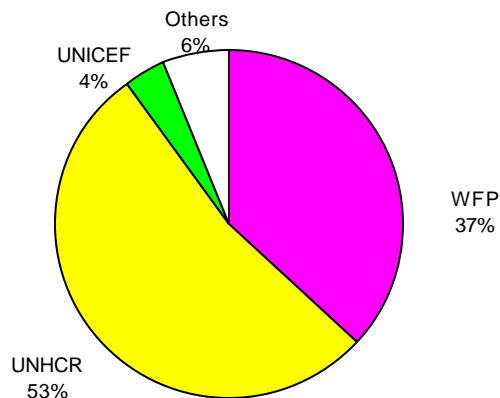


### Caucasus Regional

Date: 12.02.96  
Timeframe: Jan 96 - May 97

Appealing Org.tions	Req.ments (mil \$)	(%)	Income (mil \$)	(%)
<b>WFP</b>	<b>37.8</b>	<b>27.1</b>	<b>21.4</b>	<b>36.9</b>
UNHCR	45.1	32.4	30.8	53.1
UNICEF	13.9	10	2.3	3.9
Others	42.4	30.5	3.5	6.1
<b>TOTAL</b>	<b>139.2</b>	<b>100</b>	<b>58</b>	<b>100</b>

### Share of UN Agencies in Total 1996 Income

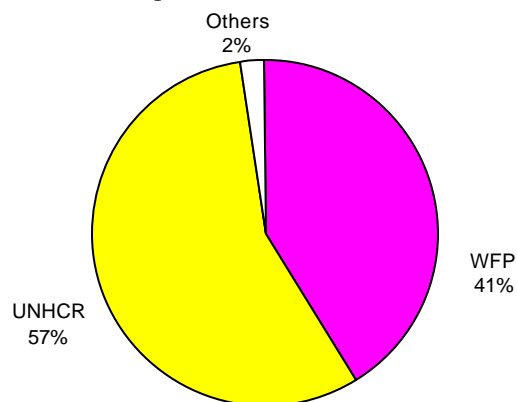


### Chechnya

Date: 17.04.96  
Timeframe: Jan 96 - Dec 96

Appealing Org.tions	Req.ments (mil \$)	(%)	Income (mil \$)	(%)
<b>WFP</b>	<b>5.1</b>	<b>38.9</b>	<b>5.4</b>	<b>41.4</b>
UNHCR	6.5	49.6	7.4	56.6
UNICEF	0	0	0	0
Others	1.5	11.5	0.3	2
<b>TOTAL</b>	<b>13.1</b>	<b>100</b>	<b>13.1</b>	<b>100</b>

### Share of UN Agencies in Total 1996 Income

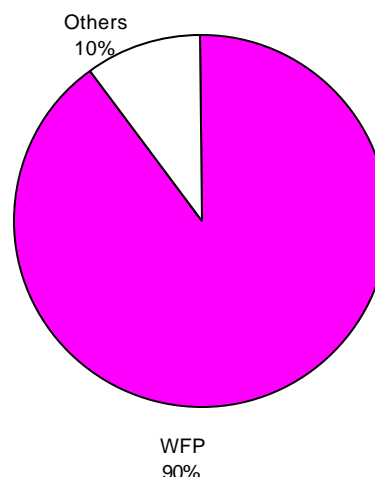


### Tajikistan

Date: November 96  
Timeframe: Dec 96 - May 97

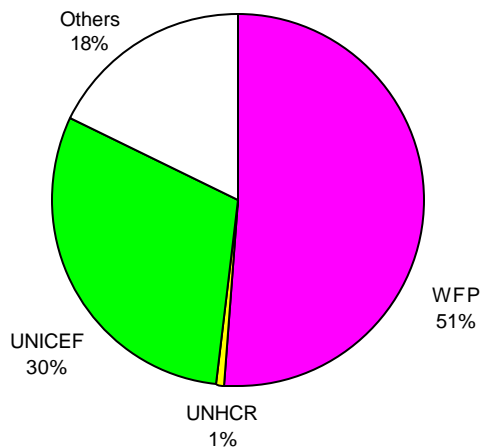
Appealing Org.tions	Req.ments (mil \$)	(%)	Income (mil \$)	(%)
<b>WFP</b>	<b>14</b>	<b>63.2</b>	<b>0.5</b>	<b>9.7</b>
UNHCR	0	0	0	0
UNICEF	3.7	16.5	0	0
Others	4.5	20.3	4.5	90.3
<b>TOTAL</b>	<b>17.7</b>	<b>79.7</b>	<b>0.5</b>	<b>9.7</b>

### Share of UN Agencies in Total 1996 Income



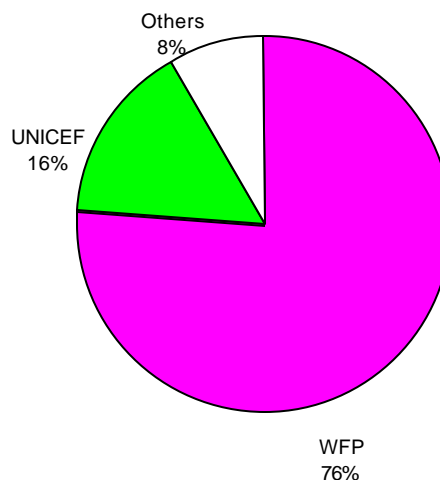
<b>Iraq</b>				
Date: 03.06.96				
Timeframe: Apr 96 - Mar 97				
Appealing Org.tions	Req.ments (mil \$)	(%)	Income (mil \$)	(%)
<b>WFP</b>	<b>31.8</b>	<b>37.9</b>	<b>16.7</b>	<b>51.1</b>
UNHCR	2.4	2.9	0.3	0.9
UNICEF	12	14.3	9.9	30.3
Others	37.8	45	5.8	17.7
<b>TOTAL</b>	<b>84</b>	<b>100.1</b>	<b>32.7</b>	<b>100</b>

Share of UN Agencies in Total 1996 Income



<b>Korea, DPR</b>				
Date: 06.06.96				
Timeframe: Jul 96 - Mar 97				
Appealing Org.tions	Req.ments (mil \$)	(%)	Income (mil \$)	(%)
<b>WFP</b>	<b>26.8</b>	<b>61.4</b>	<b>17.1</b>	<b>76</b>
UNHCR	0	0	0	0
UNICEF	3.8	8.8	3.5	15.5
Others	13	29.8	1.9	8.5
<b>TOTAL</b>	<b>43.6</b>	<b>100</b>	<b>22.5</b>	<b>100</b>

Share of UN Agencies in Total 1996 Income



<b>Former Yugoslavia</b>				
Date: 01.03.96				
Timeframe: Jan 96 - Dec 96				
Appealing Org.tions	Req.ments (mil \$)	(%)	Income (mil \$)	(%)
<b>WFP</b>	<b>302.4</b>	<b>37.8</b>	<b>213.2</b>	<b>39.9</b>
UNHCR	353.5	44.2	267.4	50.1
UNICEF	20.7	2.6	17.7	3.3
Others	122.9	15.4	35.8	6.7
<b>TOTAL</b>	<b>799.5</b>	<b>100</b>	<b>534.2</b>	<b>100</b>

Share of UN Agencies in Total 1996 Income

